



US00D602208S

(12) **United States Design Patent**
Fournier

(10) **Patent No.:** **US D602,208 S**

(45) **Date of Patent:** **** *Oct. 13, 2009**

(54) **SHOCK PROTECTING SLEEVE SET**

(76) Inventor: **James Fournier**, 2612 Warren Way,
Frederick, MD (US) 21701

(*) Notice: This patent is subject to a terminal disclaimer.

(**) Term: **14 Years**

(21) Appl. No.: **29/241,114**

(22) Filed: **Oct. 25, 2005**

(51) **LOC (9) Cl.** **29-02**

(52) **U.S. Cl.** **D29/120.1**

(58) **Field of Classification Search** D29/100,
D29/101.1, 101.2, 101.3, 101.4, 101.5, 120.1,
D29/120.2, 121.1, 121.2; D2/901; D24/190;
2/2.5, 16, 21, 22, 23, 24, 62, 267, 455, 461,
2/463, 910, 911, 59, 160, 170; 602/3.5, 6,
602/16, 23, 26

See application file for complete search history.

(56) **References Cited**

U.S. PATENT DOCUMENTS

120,324	A *	10/1871	Reed	D29/120.1
165,921	A *	7/1875	Dunn	2/59
216,115	A *	6/1879	Smith	D29/120.1
241,224	A *	5/1881	Kleinert	2/170
243,330	A *	6/1881	Upham	2/59
800,467	A *	9/1905	Myers	602/5
1,149,674	A *	8/1915	Nichols	2/59
1,510,783	A *	10/1924	Johnson	2/16
2,843,118	A *	7/1958	Pelow	128/881
D239,220	S *	3/1976	Norman	D29/120.1
4,066,074	A *	1/1978	Keller	602/23
4,068,318	A *	1/1978	McMahon	2/170
D259,220	S *	5/1981	Small et al.	D3/221
D272,105	S *	1/1984	Dryzal	D29/120.1
D278,455	S *	4/1985	Nosek	D21/683
D282,409	S *	2/1986	Dryzal	D29/120.1

4,832,010	A *	5/1989	Lerman	2/463
4,856,112	A *	8/1989	Effle	2/463
4,896,378	A *	1/1990	Campana	2/170
D316,915	S *	5/1991	Dryzal	D29/120.1
D366,850	S *	2/1996	Miller	D10/109
5,511,241	A *	4/1996	Ziegler	2/2.5
D369,893	S *	5/1996	Thrusell	D29/120.1
D393,138	S *	4/1998	Frey	D2/610
6,076,190	A *	6/2000	Besson	2/16
6,192,519	B1 *	2/2001	Coalter	2/16
D453,591	S *	2/2002	Garden	D29/120.1
6,449,772	B1 *	9/2002	Donner	2/170
6,472,590	B1 *	10/2002	Kulik	2/59
6,523,180	B1 *	2/2003	Christopher	2/59
D487,171	S *	2/2004	Miller	D29/120.1
2005/0223470	A1 *	10/2005	Fournier	2/160

OTHER PUBLICATIONS

Sleeves, p. 61, Direct Safety Co., 1996 master catalogue.*

* cited by examiner

Primary Examiner—T. Chase Nelson

(74) *Attorney, Agent, or Firm*—Lieberman & Brandsdorfer, LLC

(57) **CLAIM**

The ornamental design for a shock protecting sleeve set, as shown and described.

DESCRIPTION

FIG. 1 is a front perspective view of the shock protecting sleeve set.

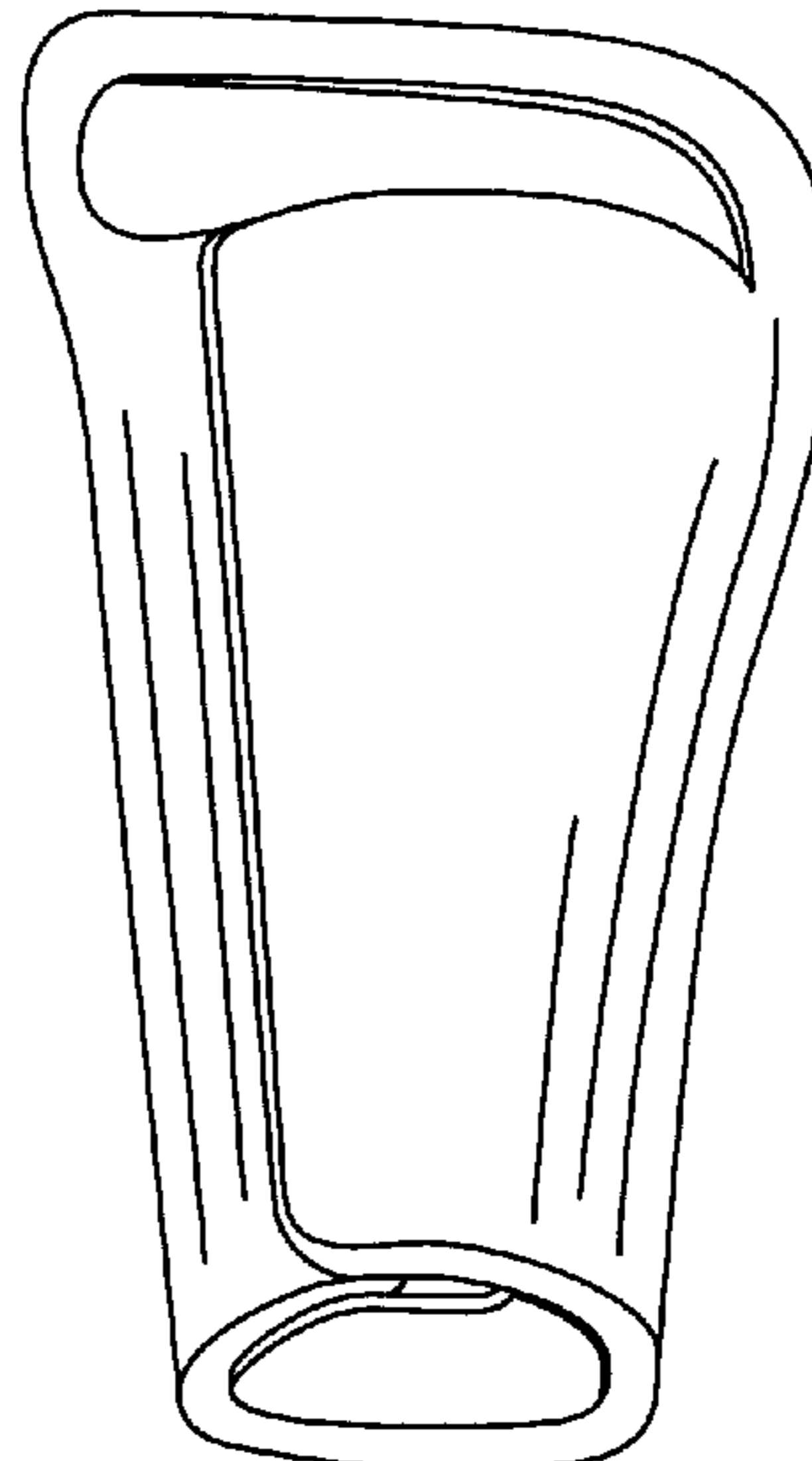
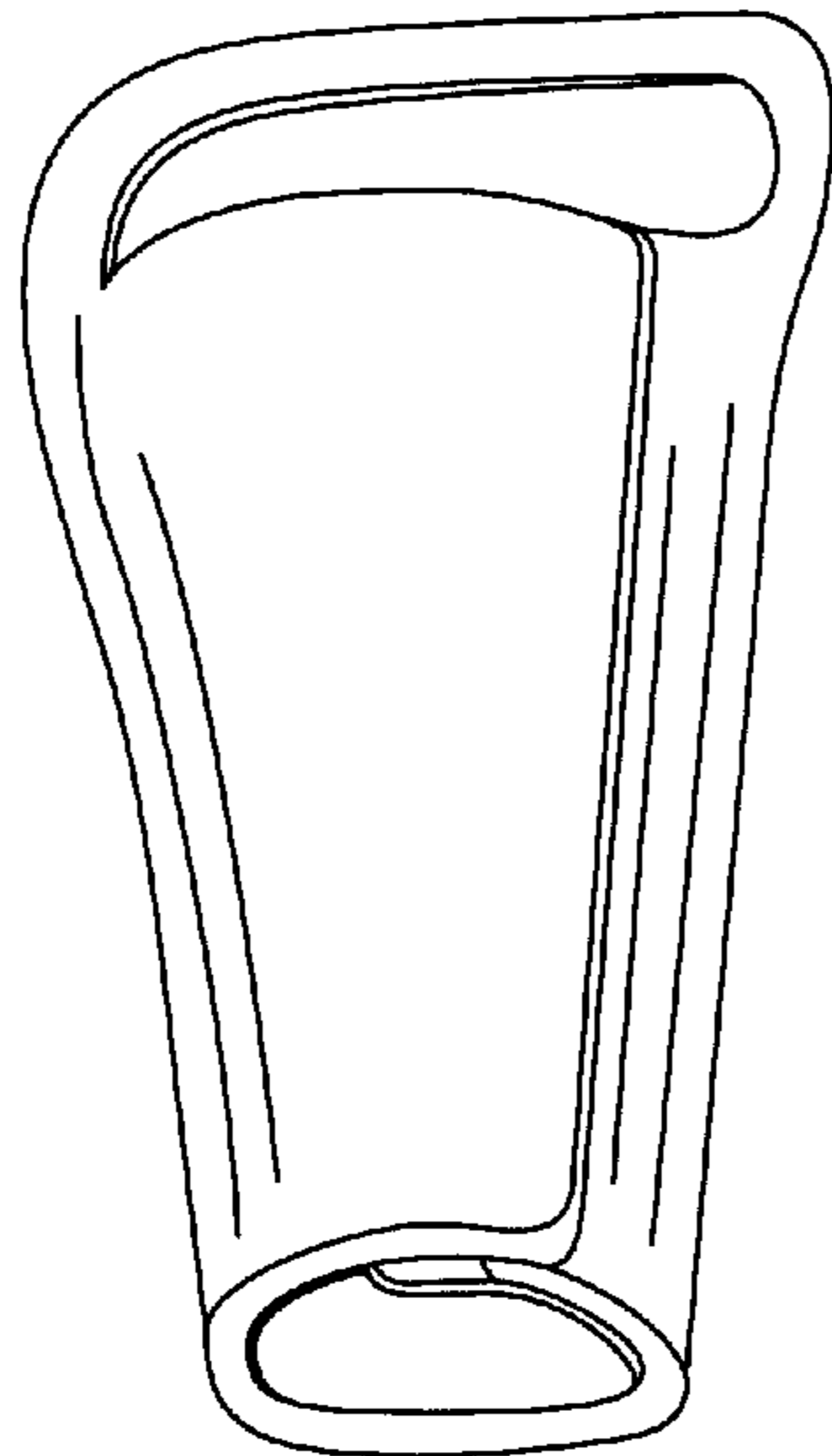
FIG. 2 is an end view thereof.

FIG. 3 is a side and back view thereof, showing the shock protecting sleeve set in an alternate open position.

FIG. 4 is a right side view thereof; and,

FIG. 5 is a front planar view of an enlarged right sleeve of the shock protecting sleeve set in the closed position of FIG. 1.

1 Claim, 3 Drawing Sheets



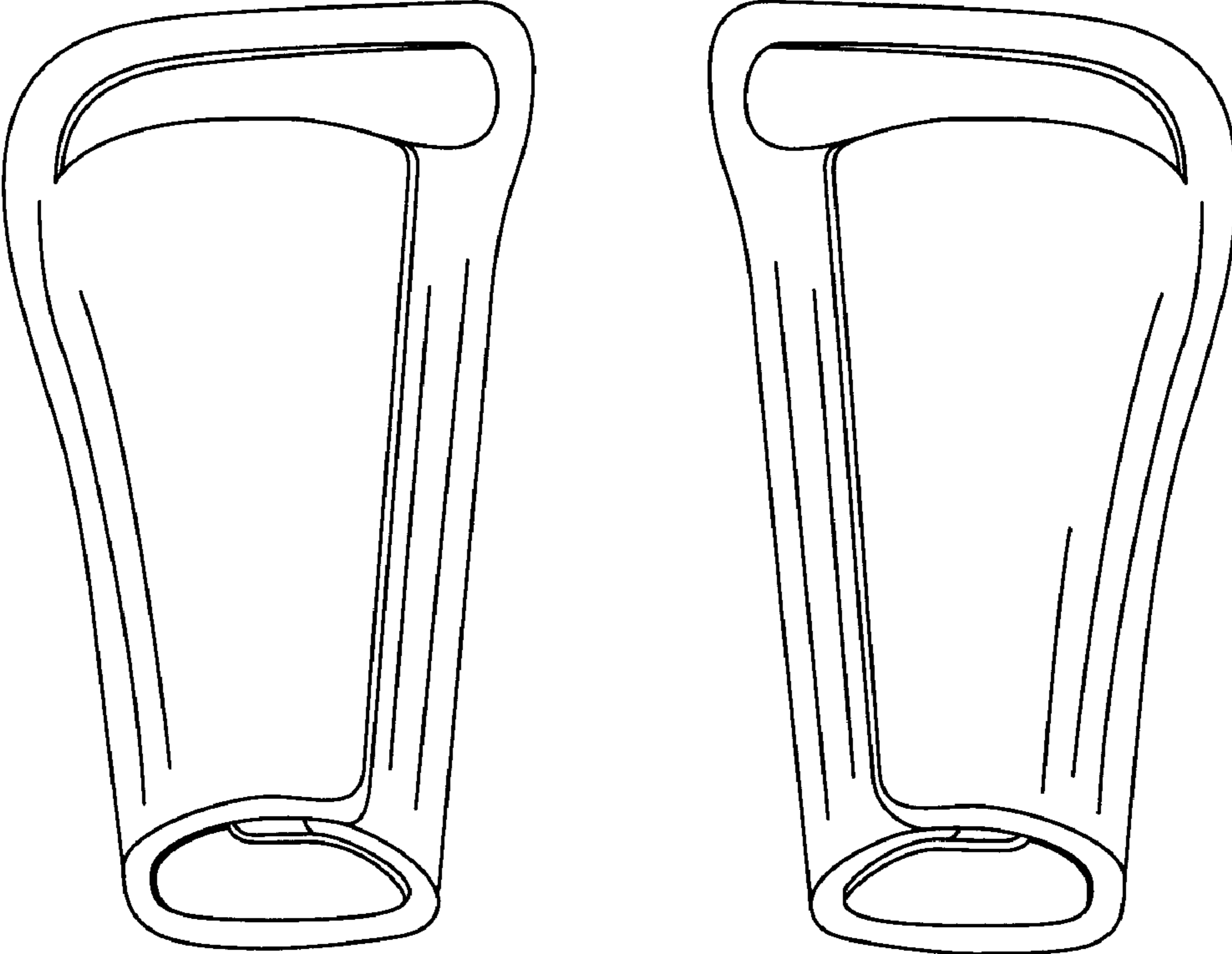


FIG. 1

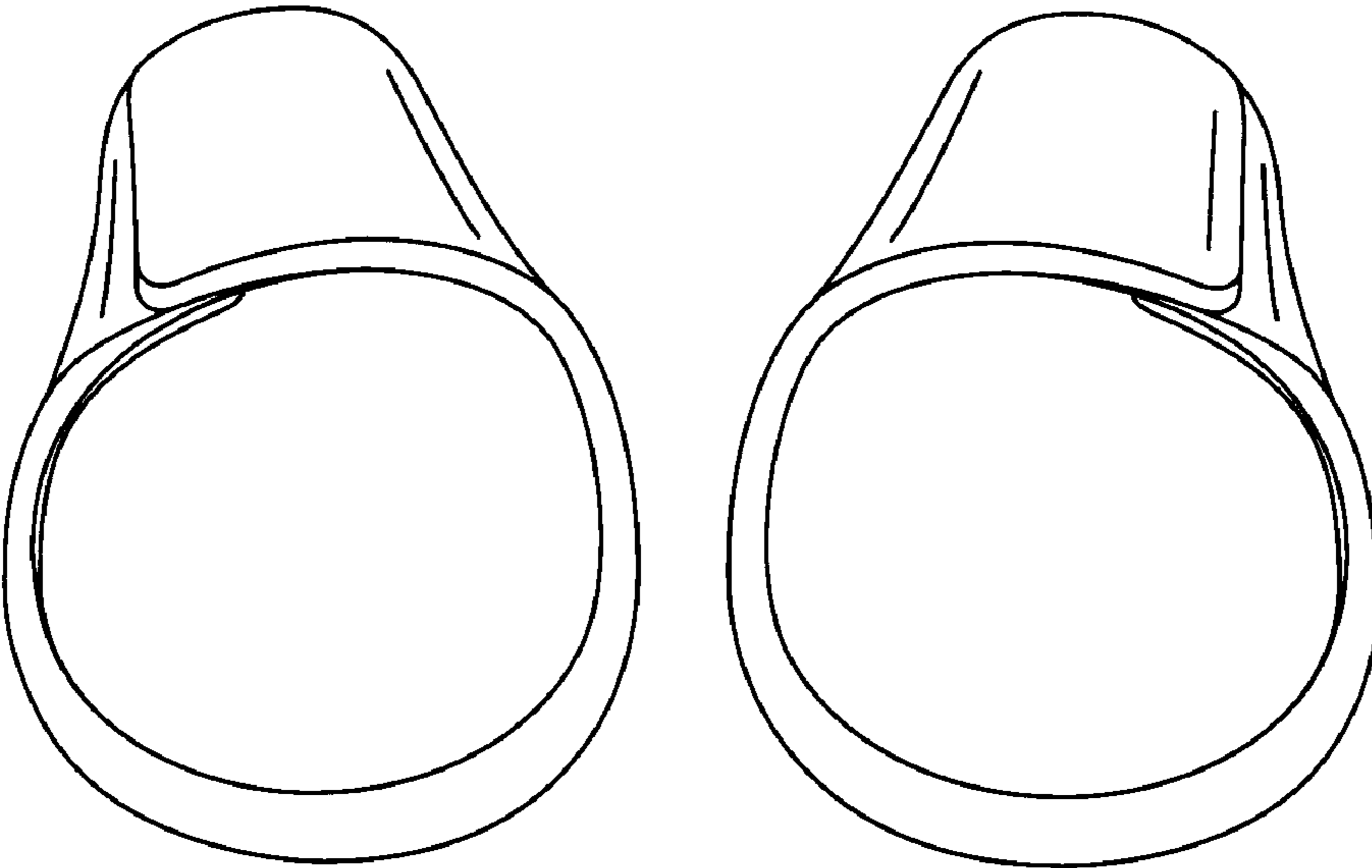


FIG. 2

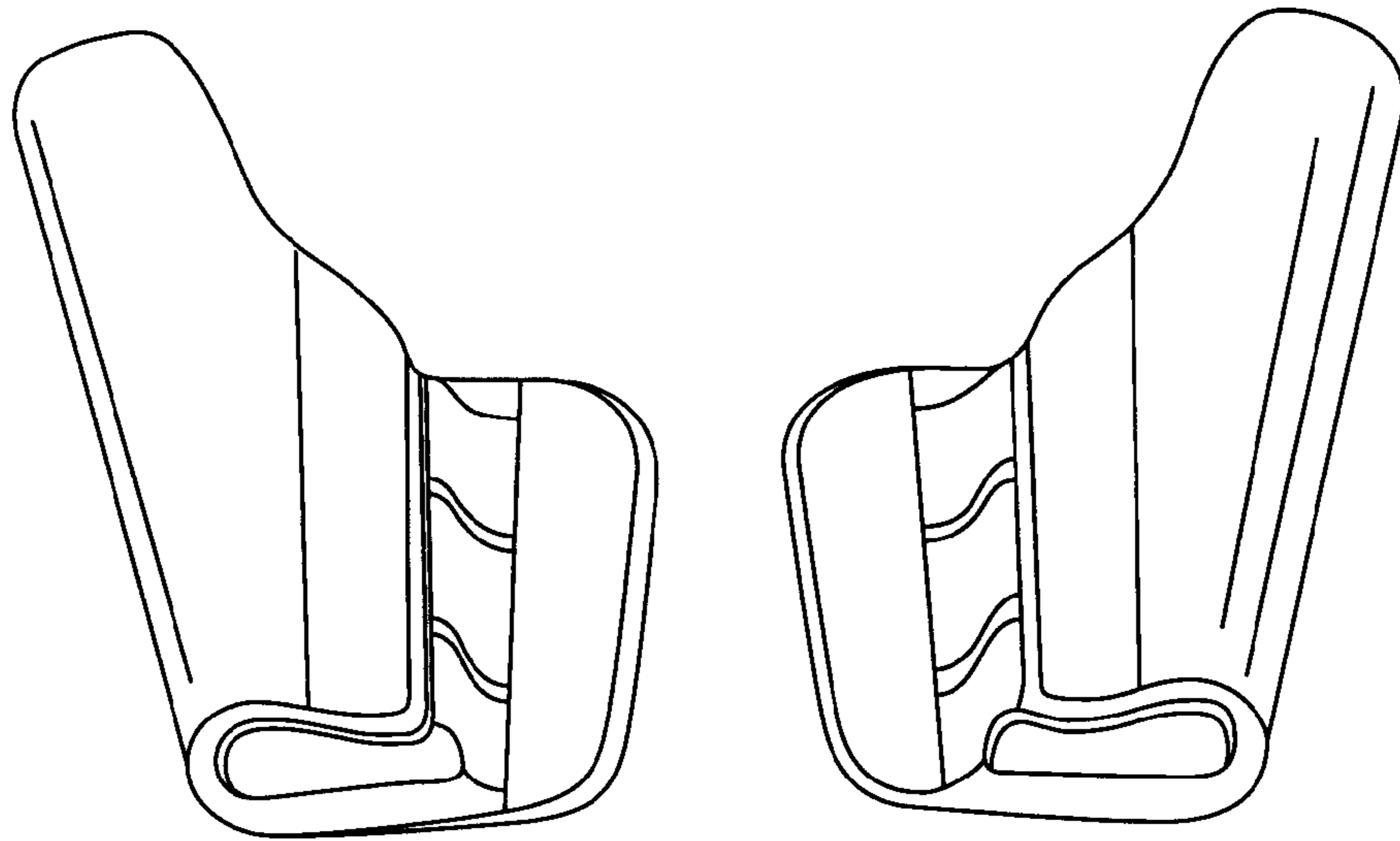


FIG. 3

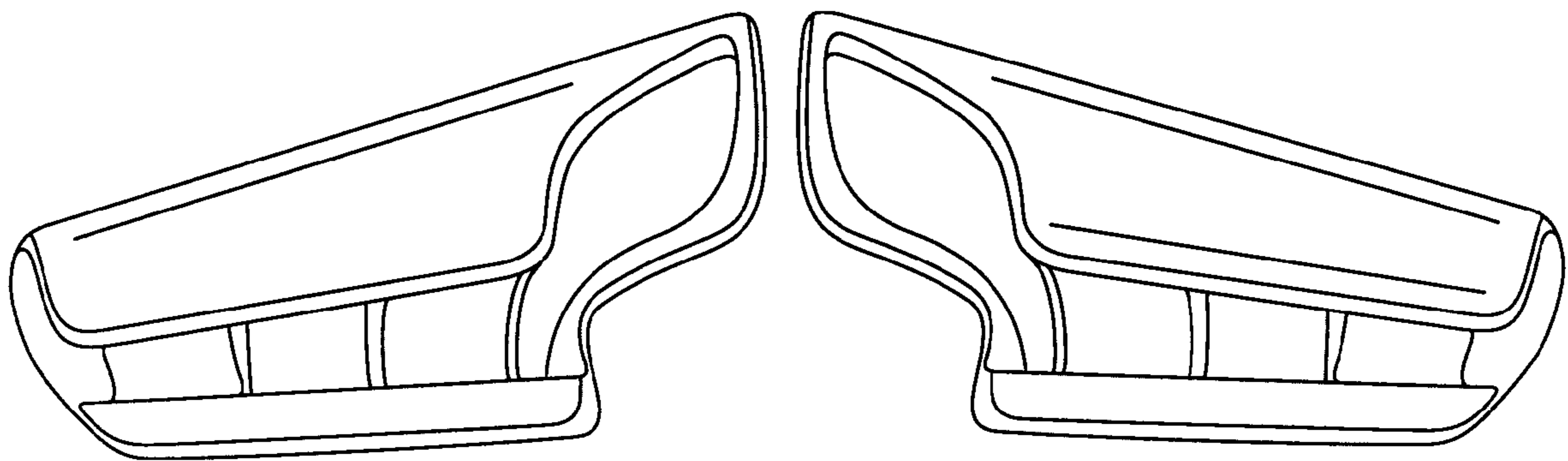


FIG. 4

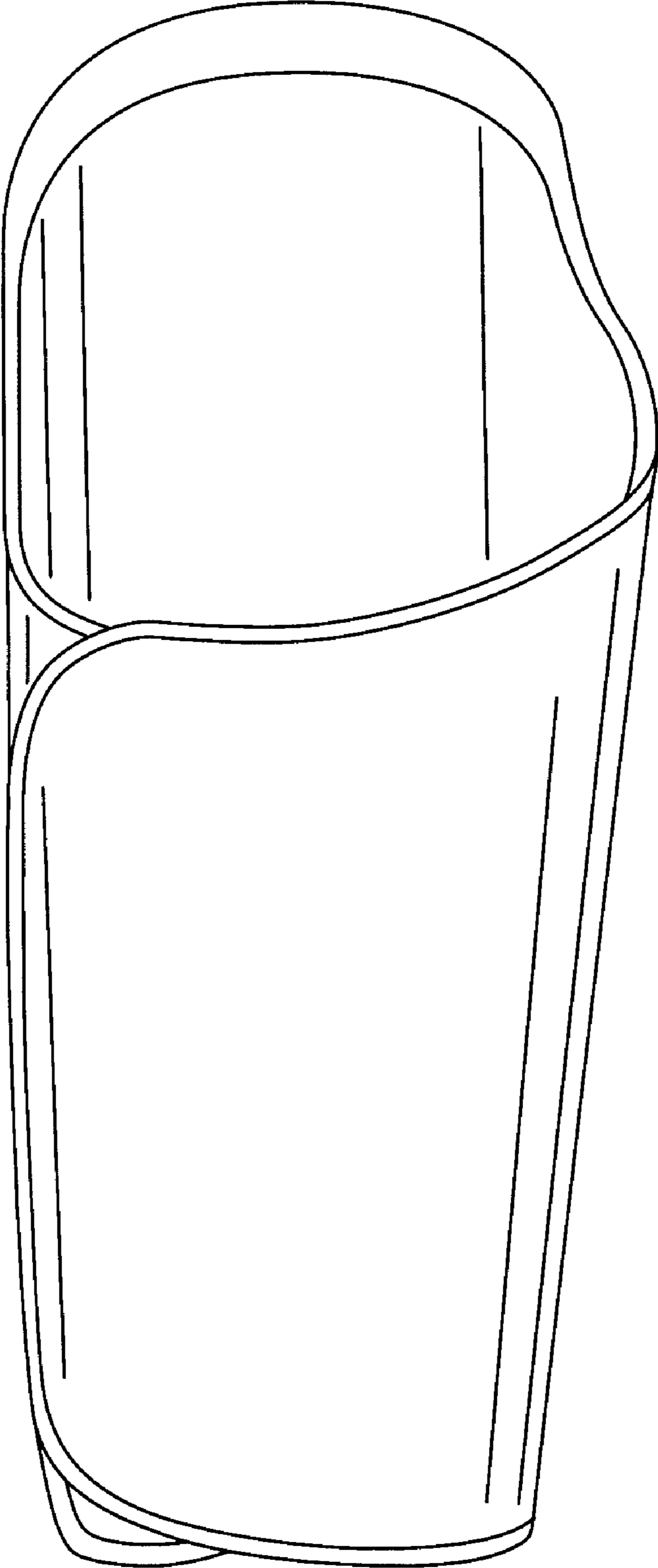


FIG. 5