



US00D602201S

(12) **United States Design Patent**  
**Seiffert**

(10) **Patent No.:** **US D602,201 S**  
(45) **Date of Patent:** **\*\* Oct. 13, 2009**

(54) **HAIR CLIPPER**

(75) Inventor: **Florian Seiffert**, Wiesbaden (DE)

(73) Assignee: **Wella Aktiengesellschaft**, Darmstadt (DE)

(\*\*) Term: **14 Years**

(21) Appl. No.: **29/326,391**

(22) Filed: **Oct. 16, 2008**

(30) **Foreign Application Priority Data**

Apr. 17, 2008 (DE) ..... 402008001909

(51) **LOC (9) Cl.** ..... **28-03**

(52) **U.S. Cl.** ..... **D28/53**

(58) **Field of Classification Search** ..... D28/44,  
D28/49-54; 30/32, 34.05, 34.1, 34.2, 41,  
30/44-45, 43-43.92, 346.5-346.61, 526-527  
See application file for complete search history.

(56) **References Cited**

**U.S. PATENT DOCUMENTS**

- D434,528 S \* 11/2000 Kling ..... D28/53
- D443,725 S 6/2001 Copland et al.
- D456,096 S 4/2002 Rizzuto et al.
- D466,650 S 12/2002 Muller et al.
- D493,573 S 7/2004 Graf
- D499,211 S 11/2004 Altamore et al.
- D513,343 S \* 12/2005 Bokelman-Dumas ..... D28/53
- D519,682 S 4/2006 Choi
- D535,787 S 1/2007 Lin

- D558,399 S \* 12/2007 Seki et al. .... D28/49
- D577,864 S \* 9/2008 Kitagawa et al. .... D28/53
- D589,649 S \* 3/2009 Tamsiran ..... D28/44.1

**OTHER PUBLICATIONS**

Supplemental Notice of Allowance issued in U.S. Appl. No. 29/270,473 mailed Oct. 24, 2008.

Notice of Allowance issued in U.S. Appl. No. 29/270,473 mailed Oct. 14, 2008.

Final Office Action issued in U.S. Appl. No. 29/270,473 mailed Apr. 1, 2008.

Office Action issued in U.S. Appl. No. 29/270,473 mailed Jul. 24, 2007.

\* cited by examiner

*Primary Examiner*—Jennifer Rivard

(74) *Attorney, Agent, or Firm*—DLA Piper LLP US

(57) **CLAIM**

The ornamental design for a hair clipper, as shown and described.

**DESCRIPTION**

FIG. 1 is a right side view of a hair clipper;

FIG. 2 is a front view thereof;

FIG. 3 is a left side view thereof;

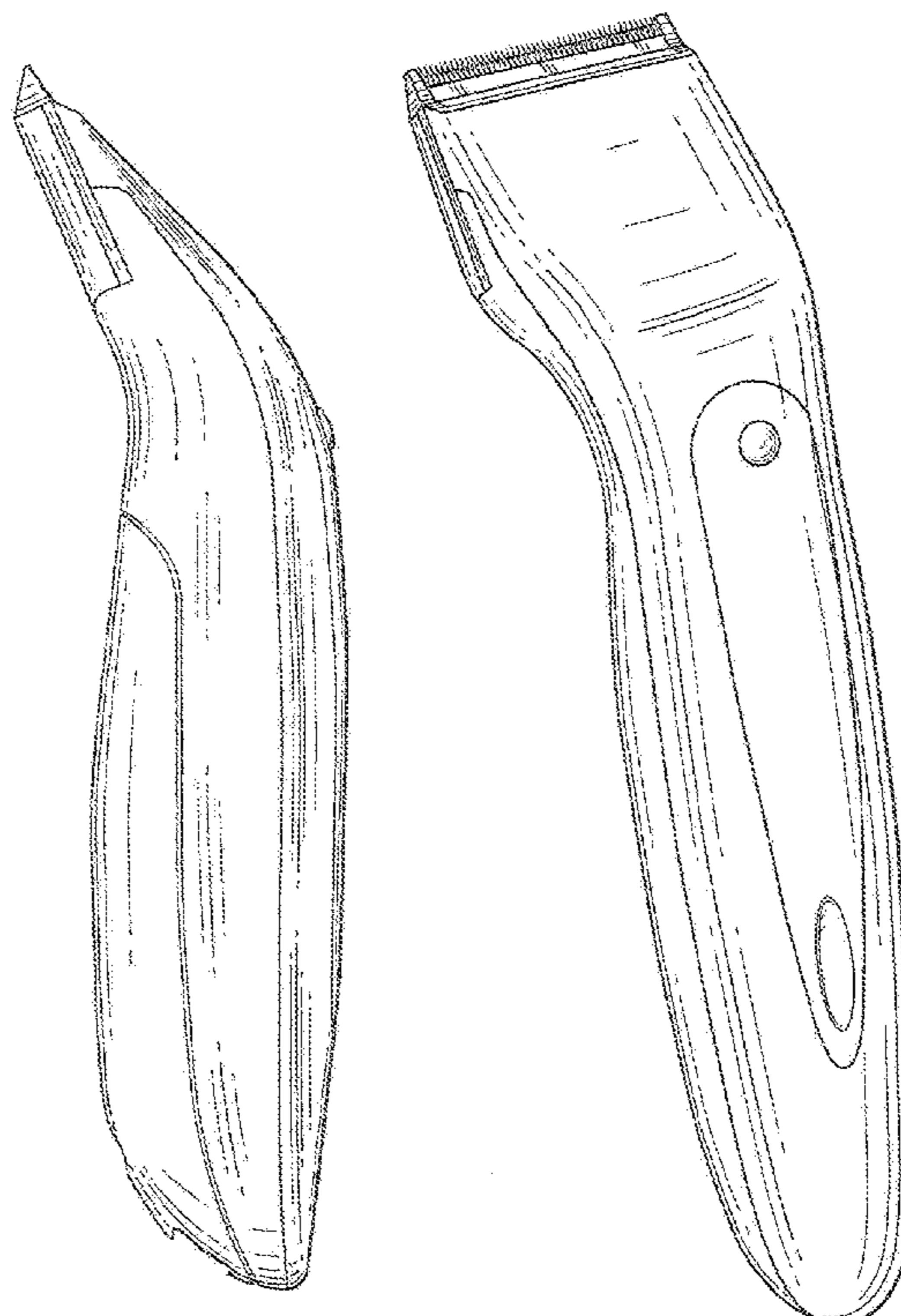
FIG. 4 is a back view thereof;

FIG. 5 is a top view thereof;

FIG. 6 is a perspective view thereof; and,

FIG. 7 is a bottom view thereof.

**1 Claim, 3 Drawing Sheets**



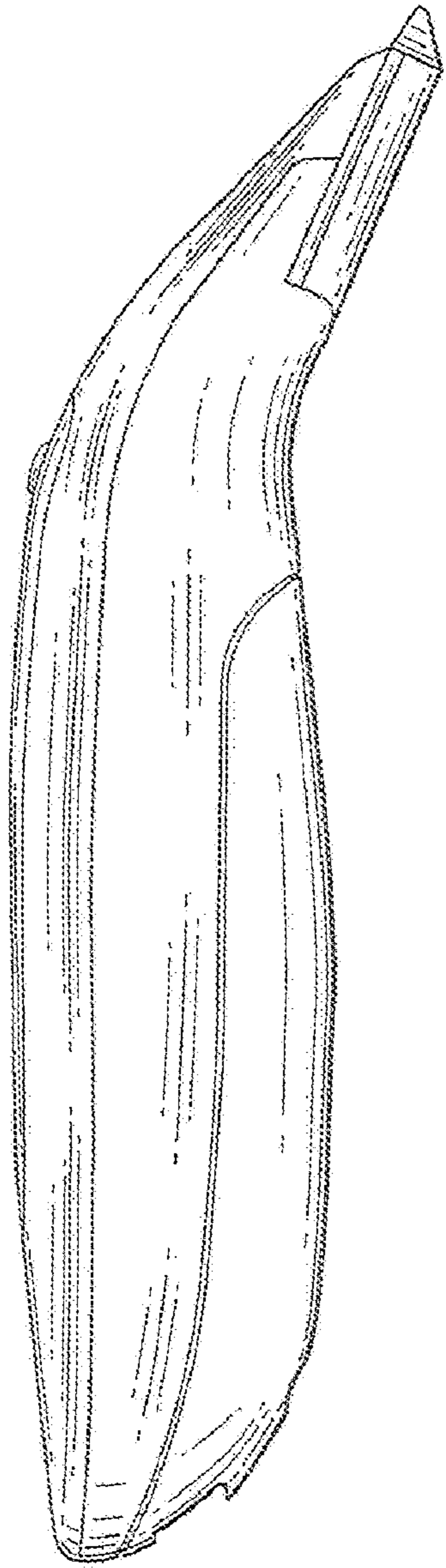


Fig. 1

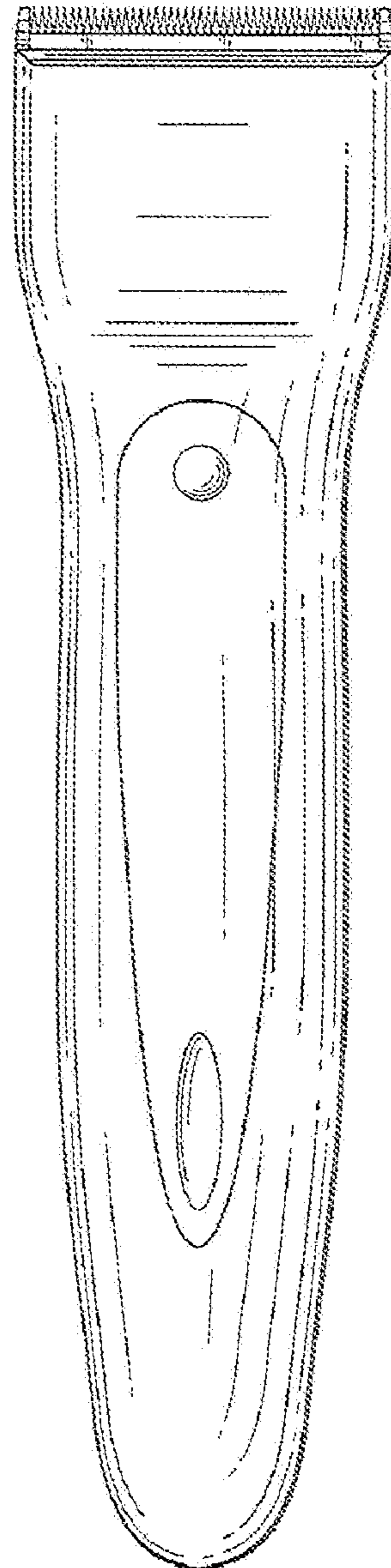


Fig. 2

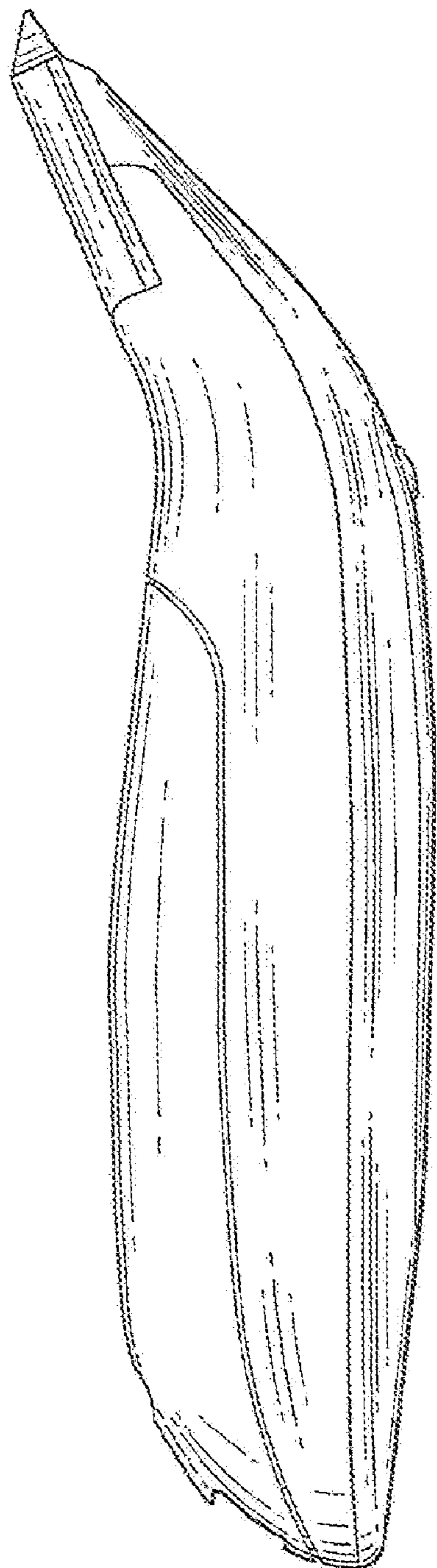


Fig. 3

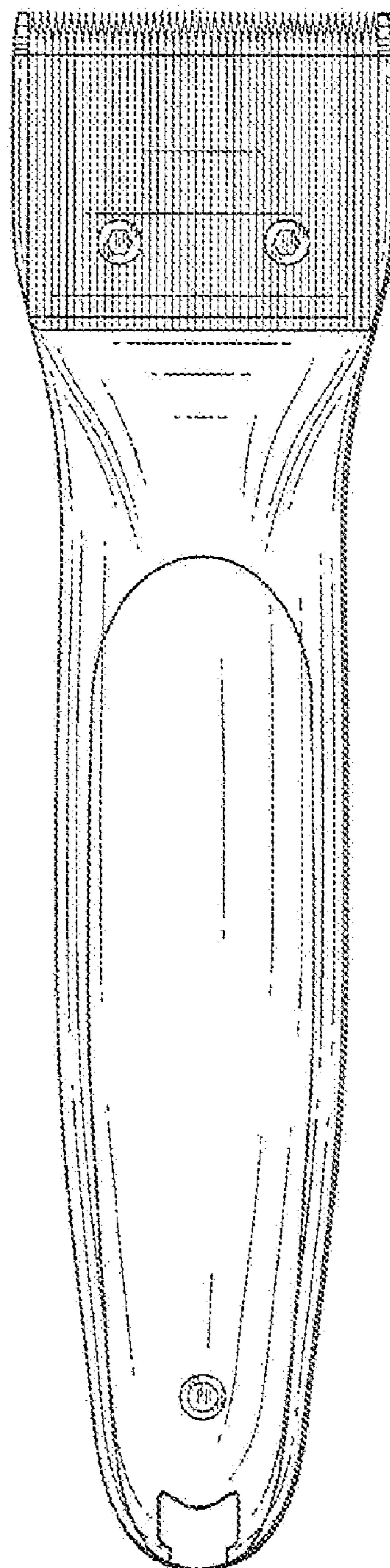


Fig. 4

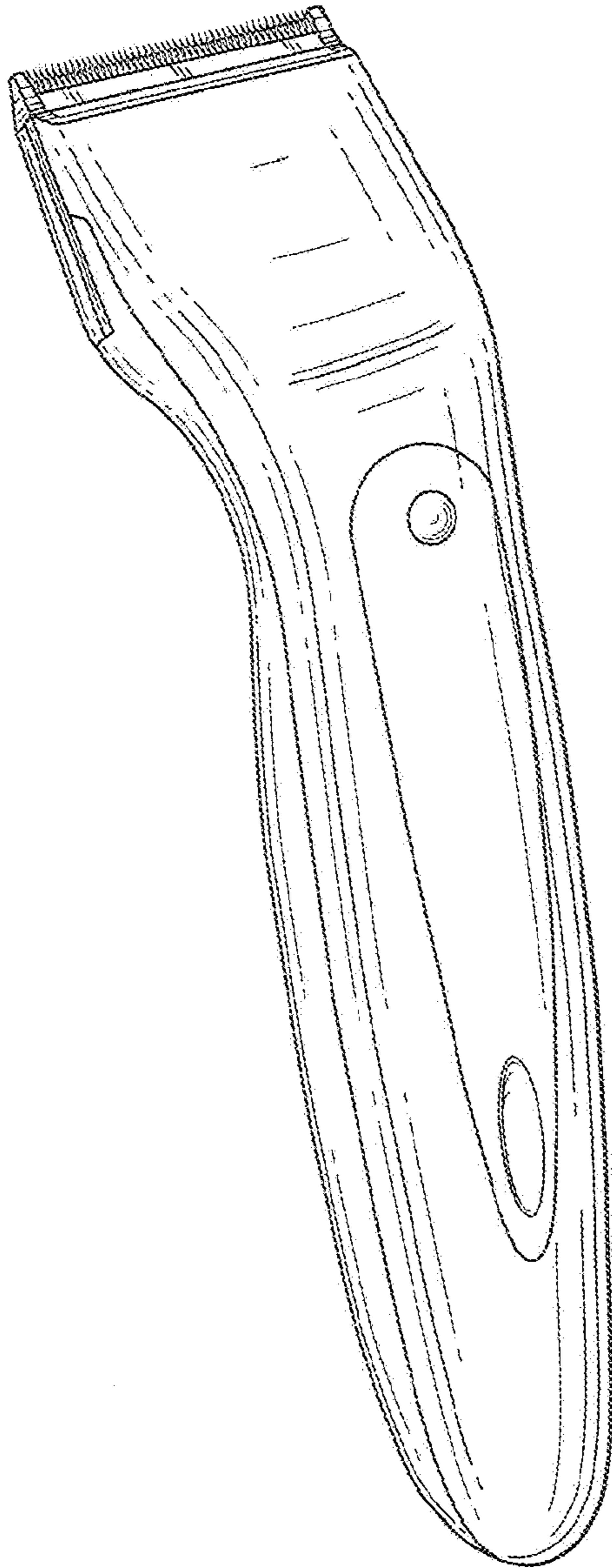


Fig. 6

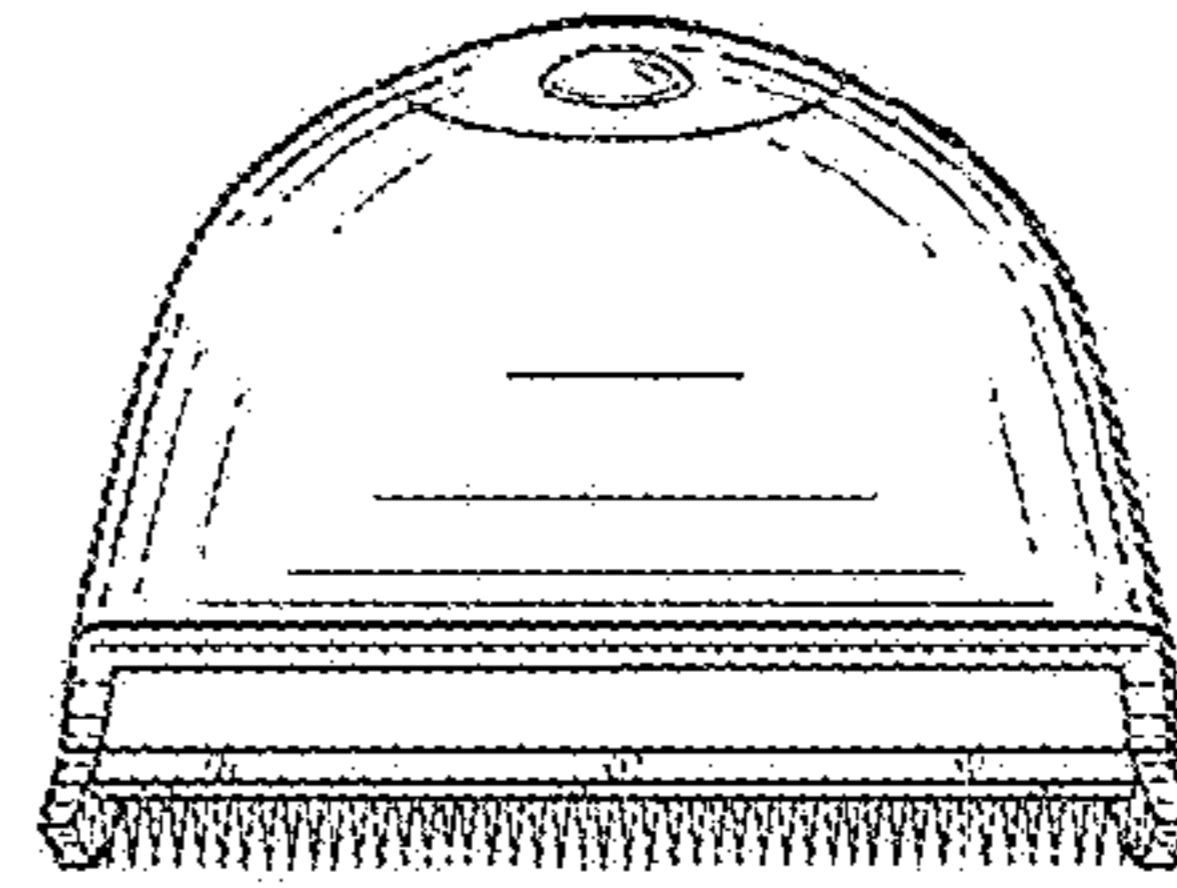


Fig. 5

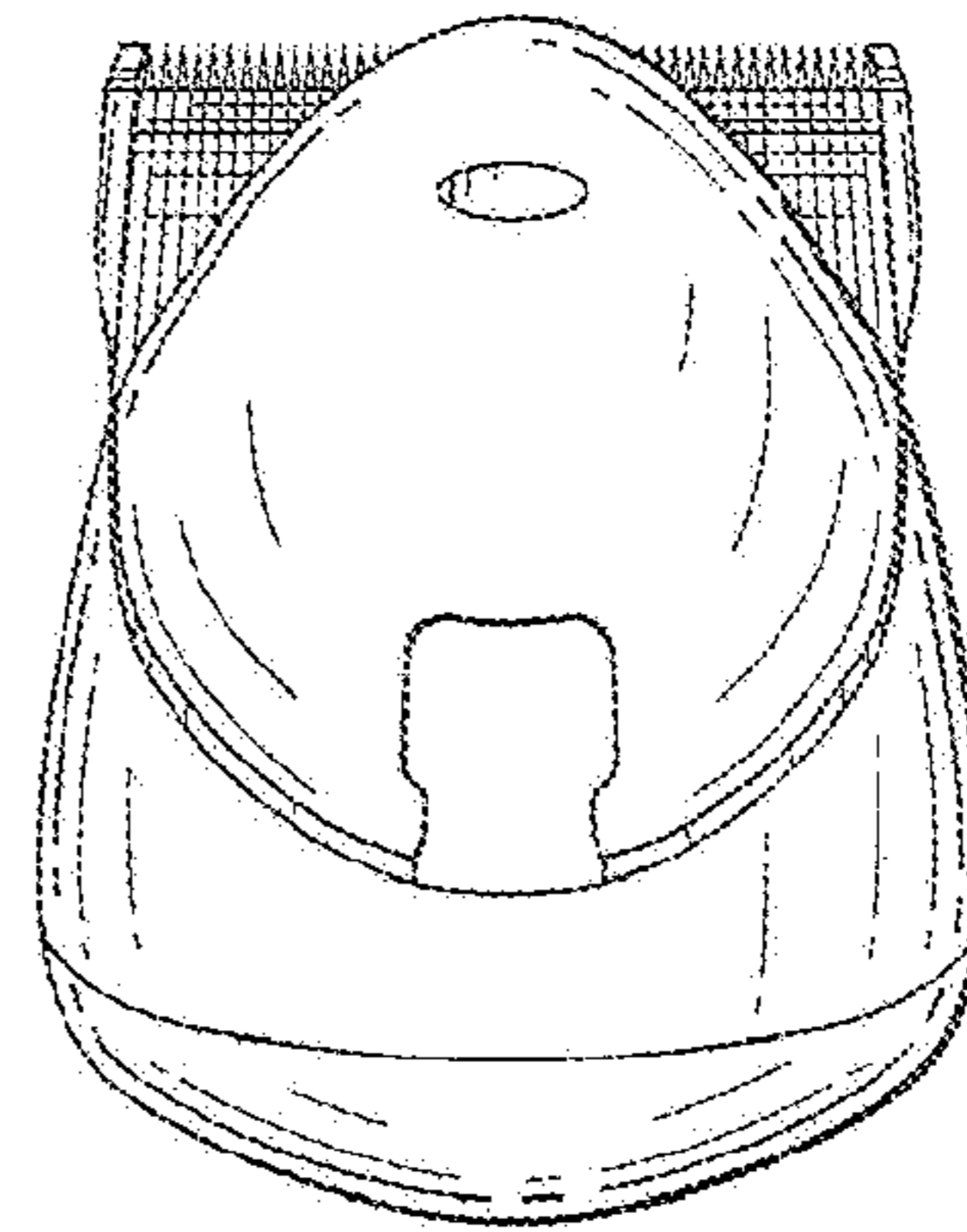


Fig. 7