



US00D602200S

(12) **United States Design Patent**  
**Pichon**

(10) **Patent No.:** **US D602,200 S**  
(45) **Date of Patent:** **\*\* Oct. 13, 2009**

(54) **HAIR CLIP**

(75) Inventor: **François C. Pichon**, Oyonnax (FR)

(73) Assignee: **French Fashion (H.K.) Limited**, New Territories (HK)

(\*\*) Term: **14 Years**

(21) Appl. No.: **29/324,209**

(22) Filed: **Sep. 9, 2008**

(51) **LOC (9) Cl.** ..... **29-03**

(52) **U.S. Cl.** ..... **D28/40; D28/39**

(58) **Field of Classification Search** ..... D28/21-34,  
D28/39-43; 132/101, 126, 128-131, 144,  
132/148, 219, 275-284

See application file for complete search history.

(56) **References Cited**

**U.S. PATENT DOCUMENTS**

|              |         |         |       |        |
|--------------|---------|---------|-------|--------|
| D437,665 S * | 2/2001  | Sartena | ..... | D28/92 |
| D473,015 S * | 4/2003  | Shyu    | ..... | D28/40 |
| D473,678 S * | 4/2003  | Shyu    | ..... | D28/40 |
| D541,983 S * | 5/2007  | Au      | ..... | D28/40 |
| D561,394 S * | 2/2008  | Pichon  | ..... | D28/40 |
| D580,103 S * | 11/2008 | Pichon  | ..... | D28/40 |

|                   |         |        |       |         |
|-------------------|---------|--------|-------|---------|
| D583,996 S *      | 12/2008 | Pichon | ..... | D28/40  |
| 2004/0149306 A1 * | 8/2004  | Rogers | ..... | 132/277 |
| 2007/0131237 A1 * | 6/2007  | Tu     | ..... | 132/277 |

\* cited by examiner

*Primary Examiner*—Janice E Seeger

*Assistant Examiner*—Zenia I Bennett

(74) *Attorney, Agent, or Firm*—Rabin & Berdo, P.C.

(57) **CLAIM**

The ornamental design for a hair clip, as shown and described.

**DESCRIPTION**

FIG. 1 is a front view of a hair clip showing my new design, the rear view thereof is symmetrical to the front view;

FIG. 2 is a left side view thereof, the right side view thereof is symmetrical to the left side view;

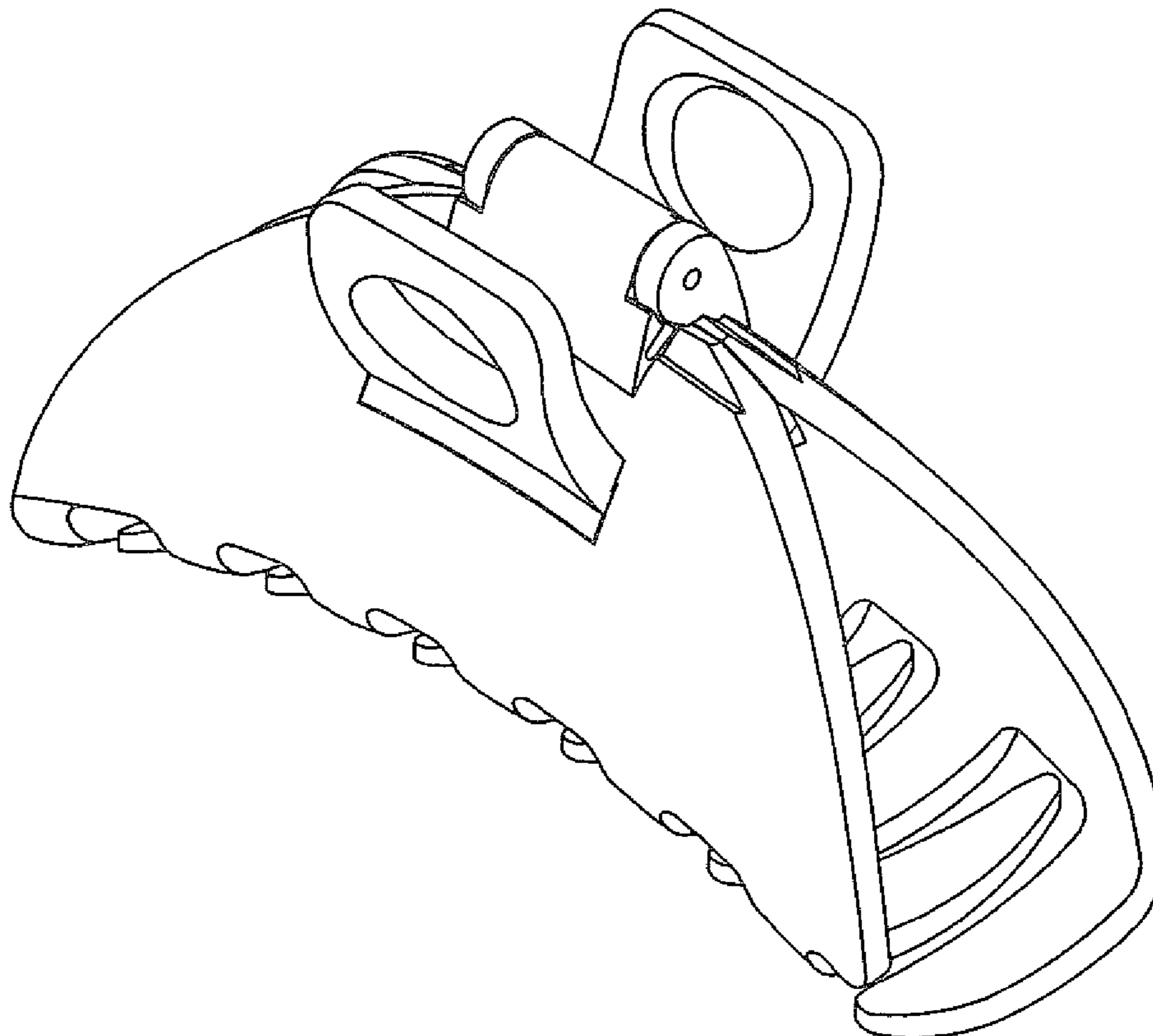
FIG. 3 is a top view thereof;

FIG. 4 is a bottom view thereof; and,

FIG. 5 is a perspective view thereof.

The broken lines are for environmental purposes only and form no part of the claimed design.

**1 Claim, 3 Drawing Sheets**



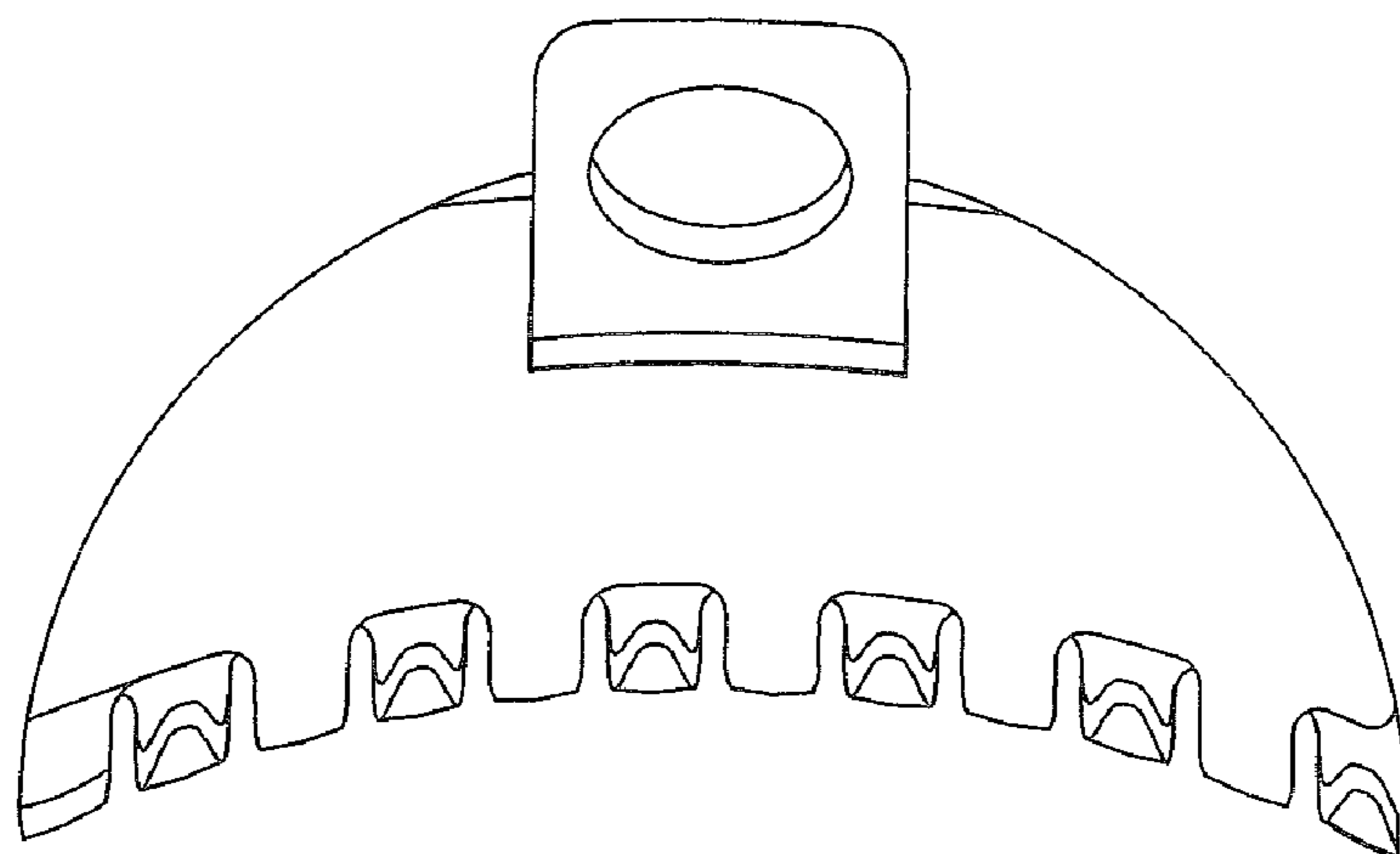


Fig. 1

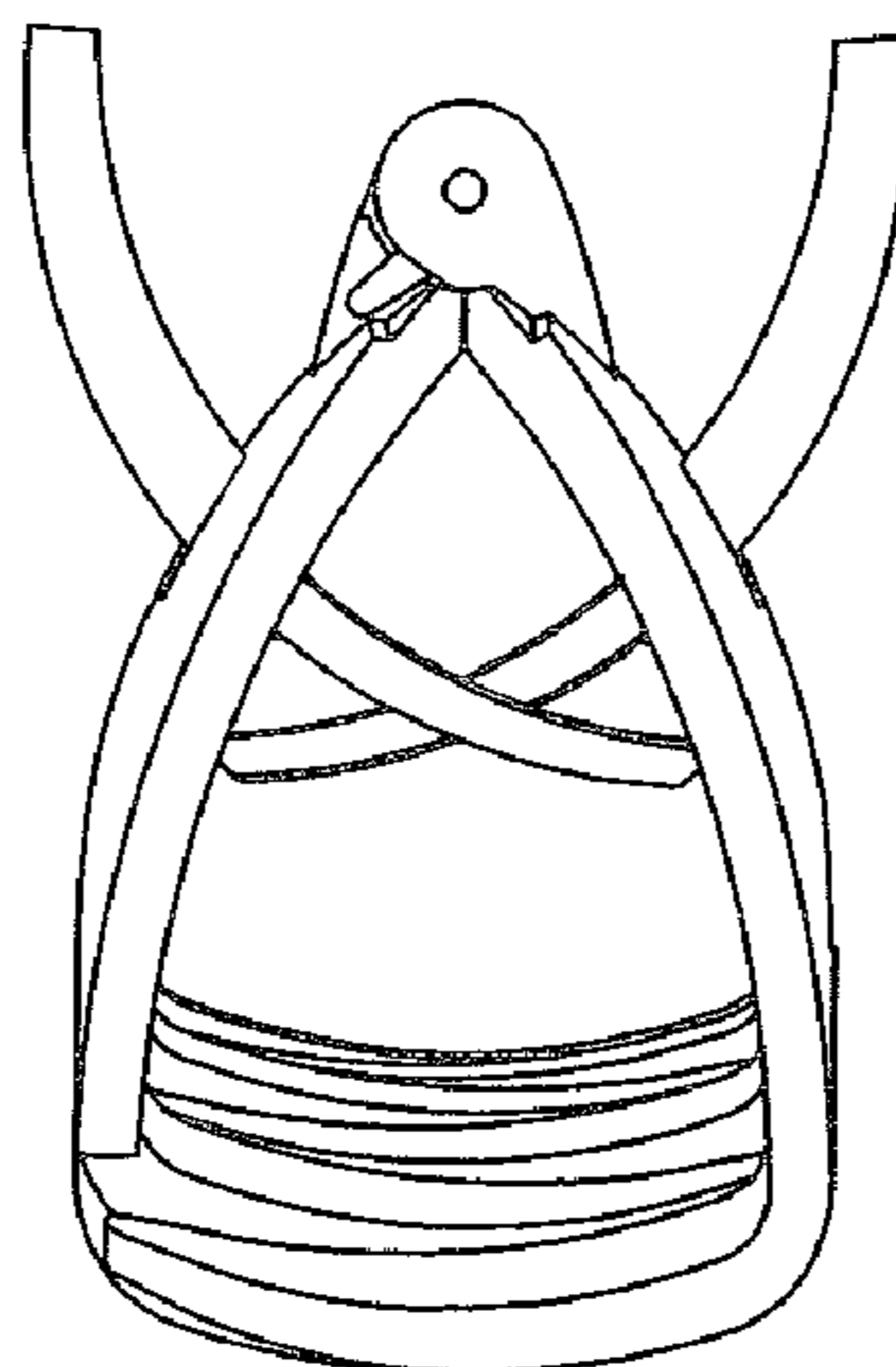


Fig. 2

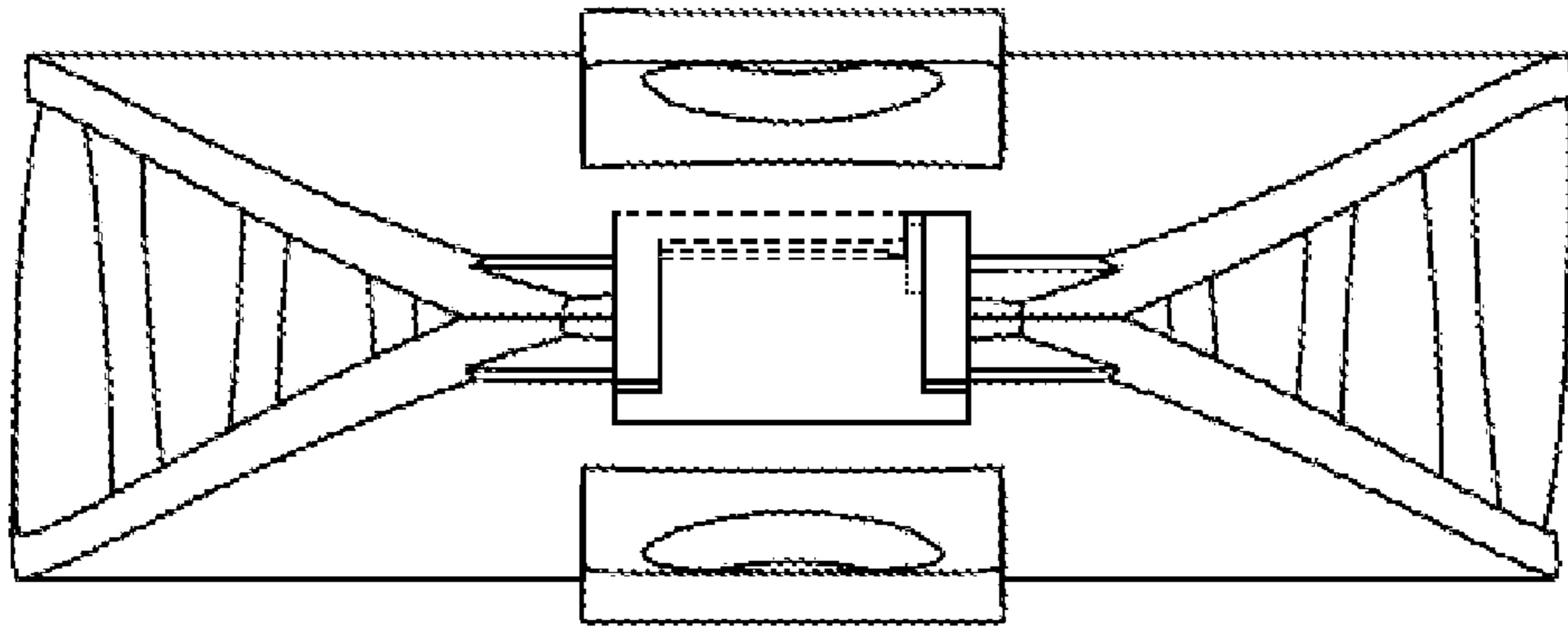


Fig. 3

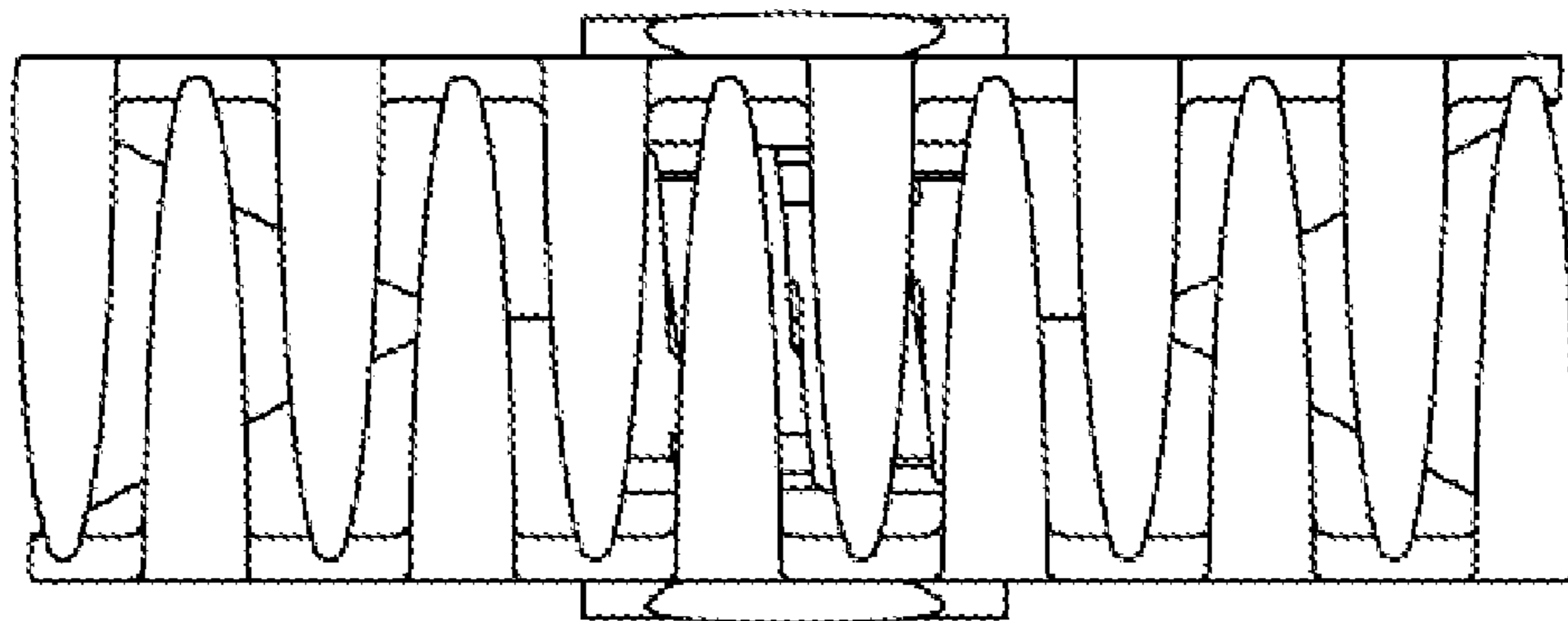


Fig. 4

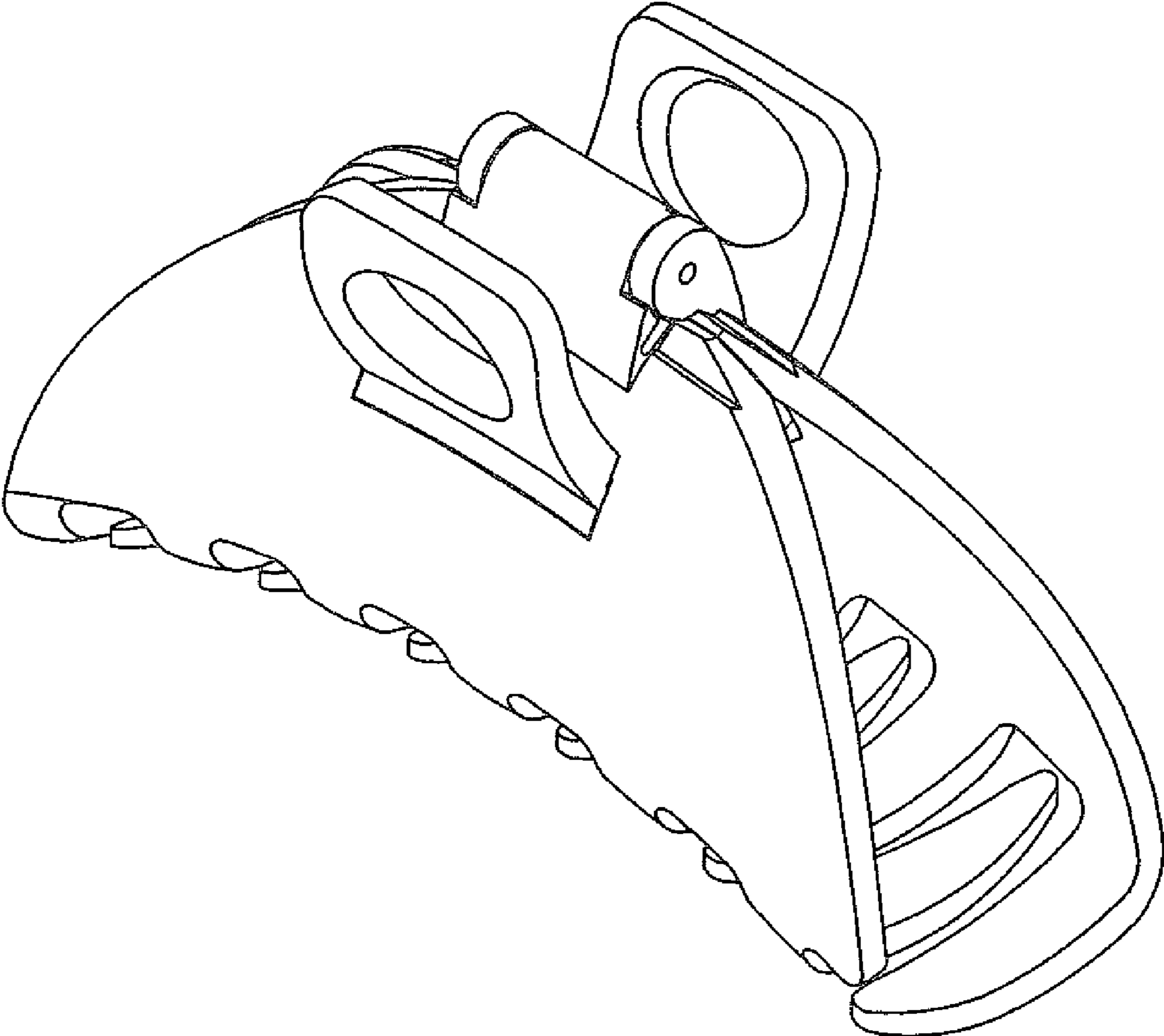


Fig. 5