



US00D602189S

(12) **United States Design Patent**
Zambelli et al.

(10) **Patent No.:** **US D602,189 S**

(45) **Date of Patent:** **** Oct. 13, 2009**

(54) **LIGHT**

(75) Inventors: **Michael Zambelli**, Basking Ridge, NJ
(US); **Suhyun Hwang**, Flushing, NY
(US)

(73) Assignee: **American Tack and Hardware Co.,
Inc.**, Saddle River, NJ (US)

(**) Term: **14 Years**

(21) Appl. No.: **29/330,246**

(22) Filed: **Dec. 31, 2008**

(51) **LOC (9) Cl.** **26-03**

(52) **U.S. Cl.** **D26/76**

(58) **Field of Classification Search** D26/24-28,
D26/37, 63, 67-68, 72, 74-78, 80, 85, 87-89,
D26/104, 108, 118, 120-122; 362/17, 132-133,
362/145, 147-150, 155-157, 217-225, 228,
362/231, 260, 262-264, 267, 295, 294, 310,
362/345, 362, 364, 249, 365, 368, 431, 432,
362/440, 800; D10/111, 114; 40/565; 404/7
See application file for complete search history.

(56) **References Cited**

U.S. PATENT DOCUMENTS

3,663,808	A *	5/1972	Baatz	362/152
D347,703	S *	6/1994	Ham	D26/26
D404,159	S *	1/1999	Klaus	D26/72
D412,592	S *	8/1999	Kowalenko et al.	D26/63
D415,304	S *	10/1999	Brown	D26/87
D443,096	S *	5/2001	Echito	D26/76
D452,340	S *	12/2001	Pickett et al.	D26/76
6,390,652	B1 *	5/2002	Echito	362/374

D464,457	S *	10/2002	Echito	D26/76
D508,582	S *	8/2005	Nayler et al.	D26/76
D520,665	S *	5/2006	Jiang	D26/76
D521,171	S *	5/2006	Skegin	D26/76
D557,442	S *	12/2007	Niemier	D26/85
D585,152	S *	1/2009	Levine	D26/76
2002/0083639	A1 *	7/2002	Perry	43/114
2008/0030983	A1 *	2/2008	Pickett et al.	362/222

* cited by examiner

Primary Examiner—Philip S Hyder

Assistant Examiner—Susan E Krakower

(74) *Attorney, Agent, or Firm*—Hedman & Costigan, PC;
Kathleen A. Costigan

(57) **CLAIM**

The ornamental design for a light, as shown and described.

DESCRIPTION

FIG. 1 is a front and left side perspective view of a light showing our new design;

FIG. 2 is a top plan view thereof;

FIG. 3 is a bottom plan view thereof;

FIG. 4 is a right side elevational view thereof;

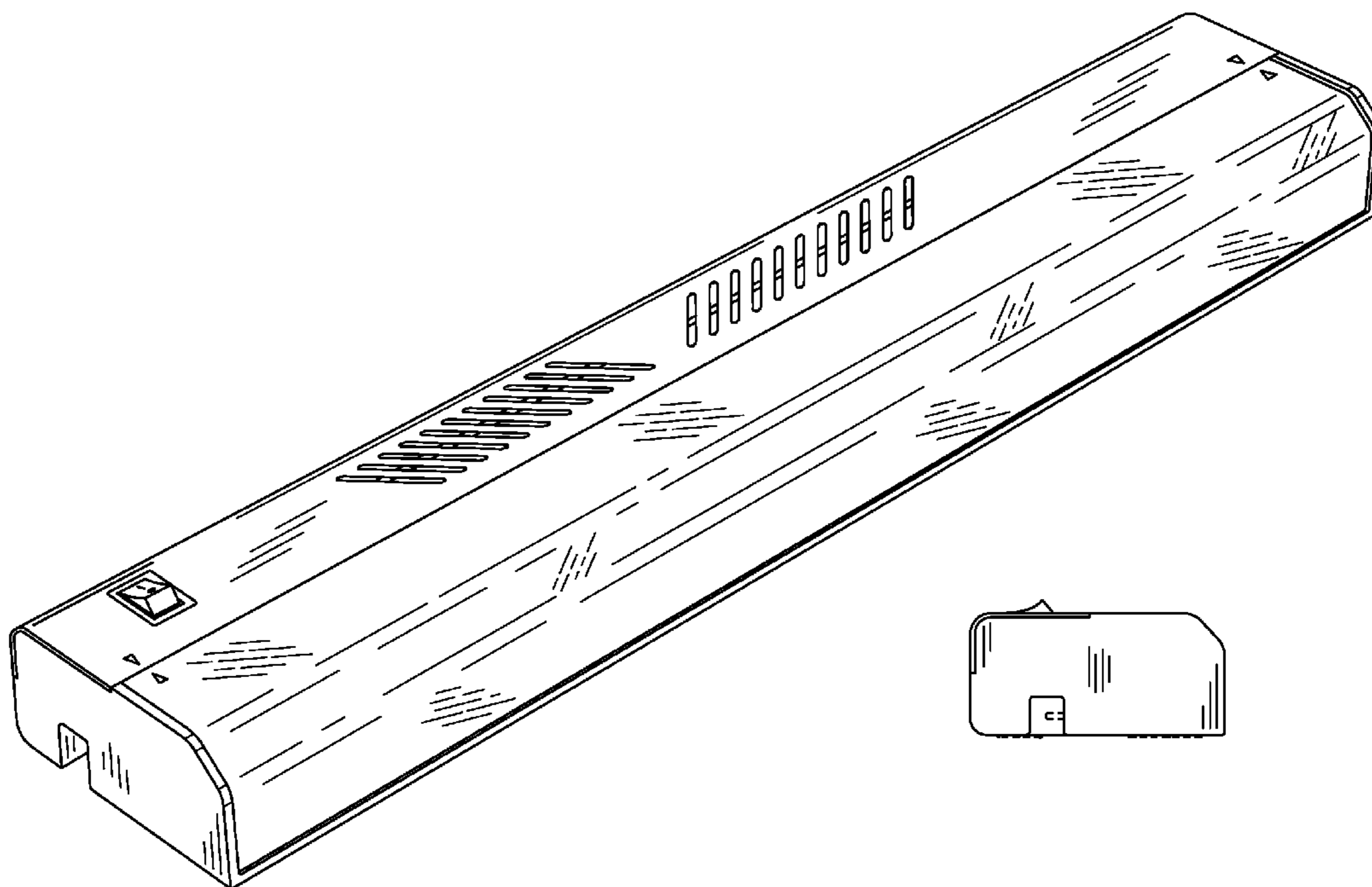
FIG. 5 is a left side elevational view thereof;

FIG. 6 is a rear elevational view thereof; and,

FIG. 7 is a front elevational view thereof.

The broken-line disclosure of elements in the views are understood to be functional aspects of the article in which the design is embodied and form no part of the claimed design.

1 Claim, 3 Drawing Sheets



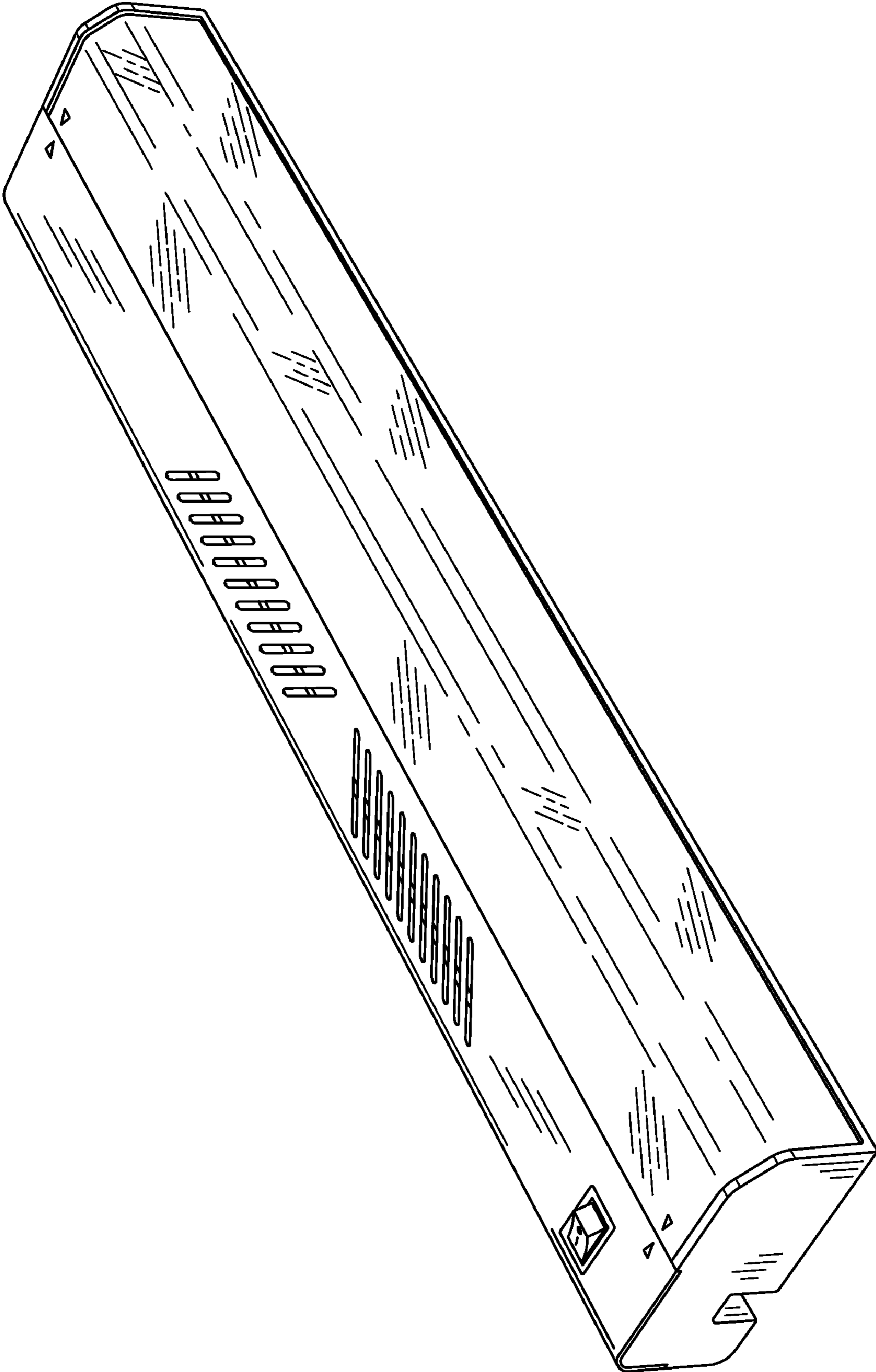


FIG. 1

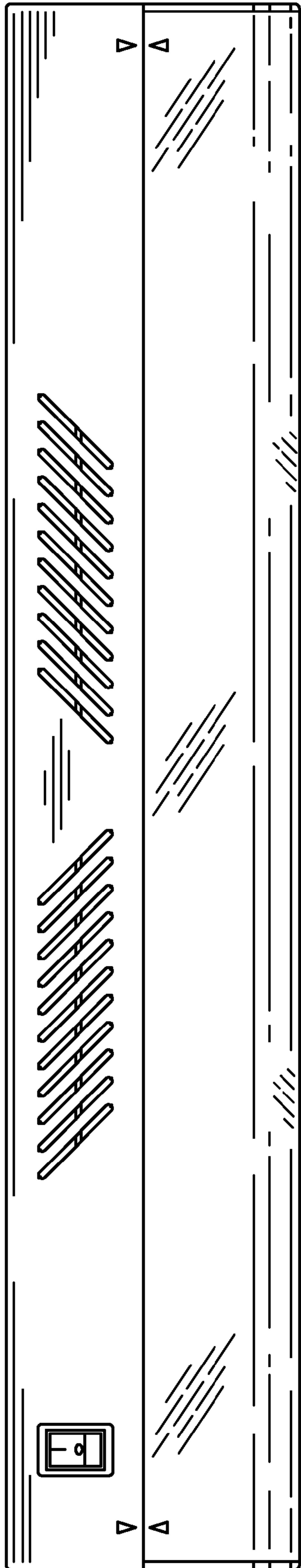


FIG. 2

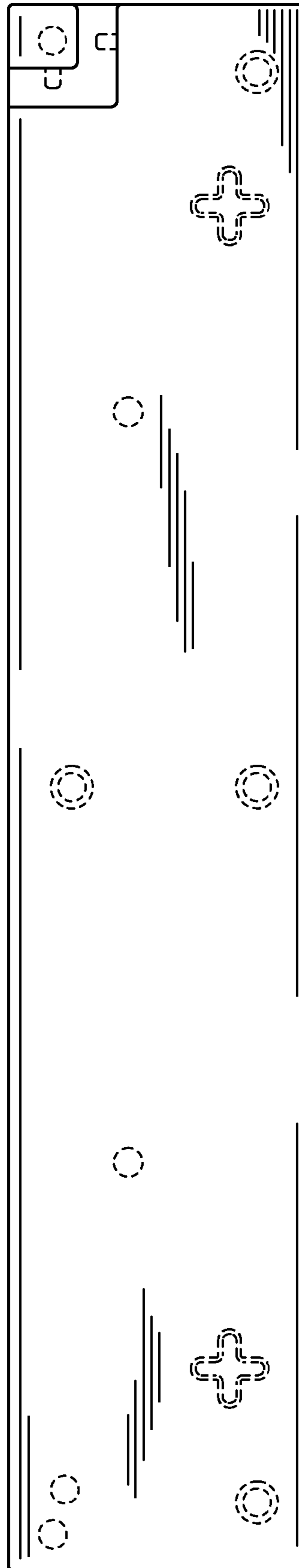


FIG. 3

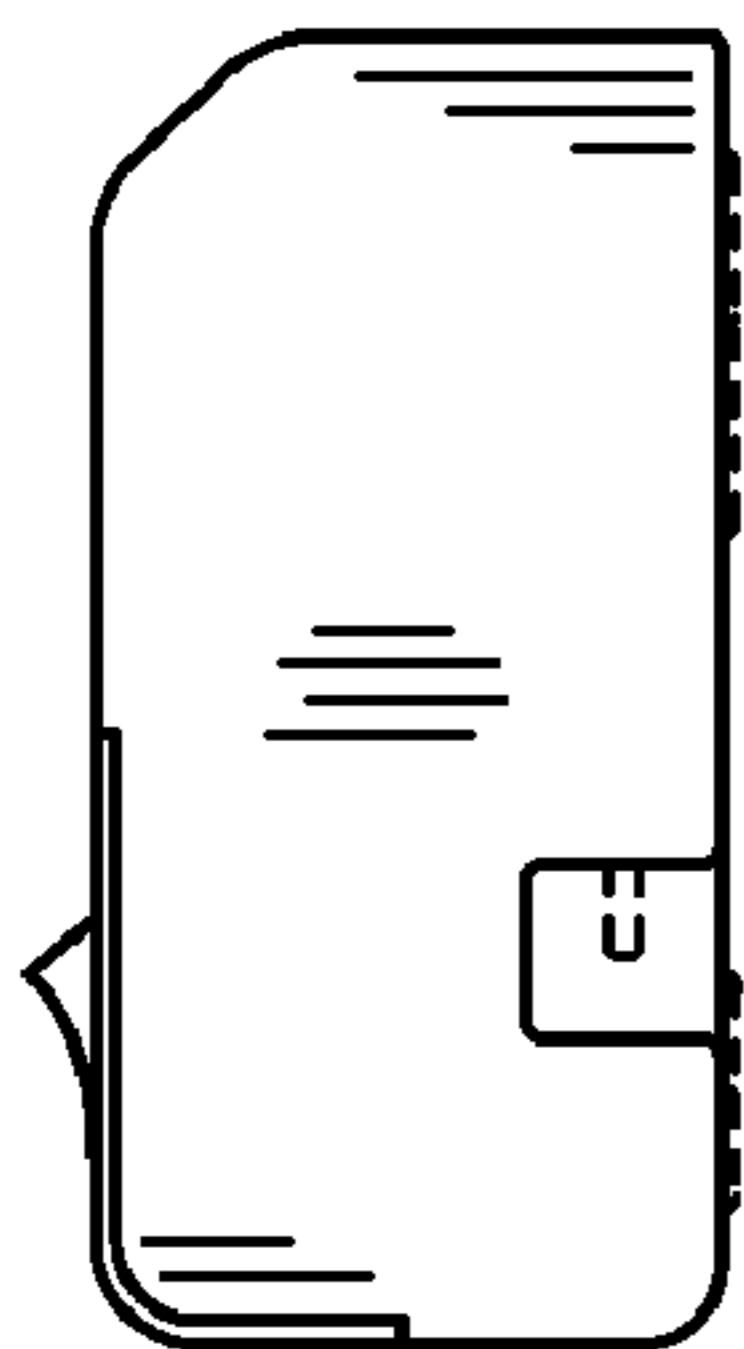


FIG. 4

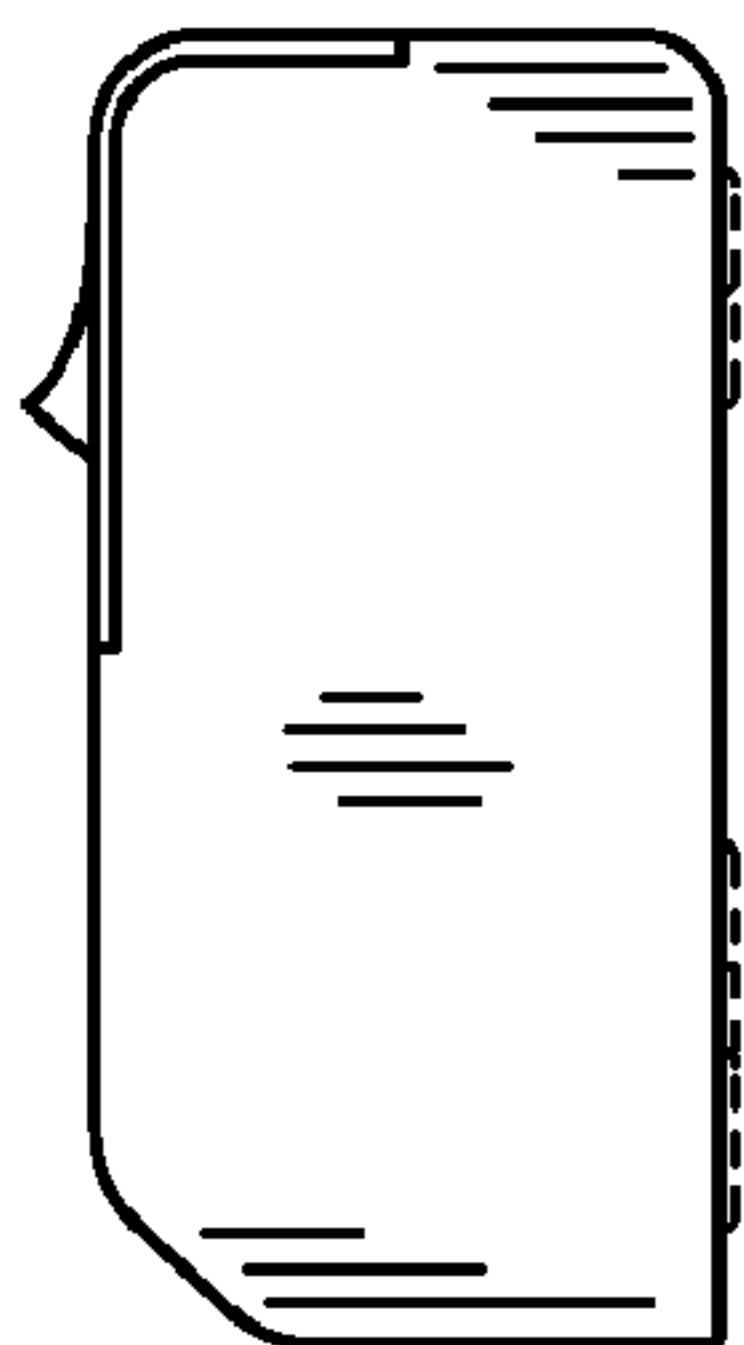


FIG. 5

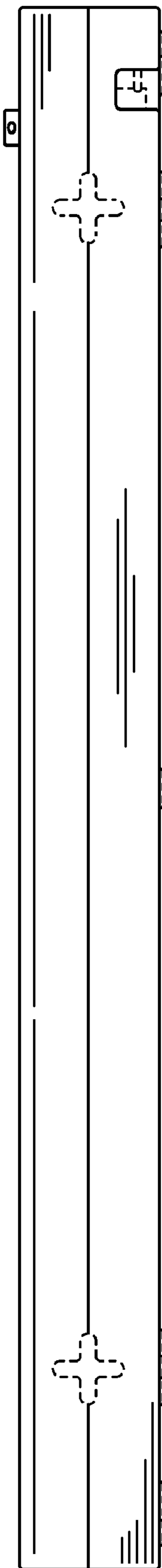


FIG. 6

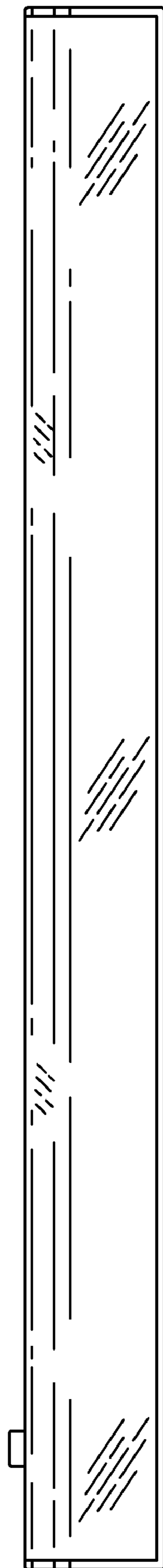


FIG. 7