



US00D602187S

(12) **United States Design Patent**  
**Fabbri et al.**

(10) **Patent No.:** **US D602,187 S**  
(45) **Date of Patent:** **\*\* Oct. 13, 2009**

(54) **LUMINAIRE**

(75) Inventors: **William C. Fabbri**, Barnstead, NH  
(US); **Roy B. Crane**, Wilmington, MA  
(US)

(73) Assignee: **Koninklijke Philips Electronics N.V.**,  
Eindhoven (NL)

(\*\*) Term: **14 Years**

(21) Appl. No.: **29/321,553**

(22) Filed: **Jul. 18, 2008**

**Related U.S. Application Data**

(63) Continuation of application No. 12/140,520, filed on  
Jun. 17, 2008.

(51) **LOC (9) Cl.** ..... **26-05**

(52) **U.S. Cl.** ..... **D26/74; D26/120**

(58) **Field of Classification Search** ..... D26/72,  
D26/74-79, 81, 85, 118, 120, 122-124, 139,  
D26/142, 152-153; 362/145-148, 223, 235,  
362/257, 260, 290, 294, 306-307, 317, 325,  
362/330, 342, 364-365, 455-456; D25/52,  
D25/56, 103; 52/222, 404.1, 474, 469, 568

See application file for complete search history.

(56) **References Cited**

**U.S. PATENT DOCUMENTS**

D118,749	S	*	1/1940	Zimmerman	.....	D26/120
2,282,170	A	*	5/1942	Cunnington	.....	428/163
3,330,080	A	*	7/1967	Grieb et al.	.....	52/86
3,780,286	A	*	12/1973	Alexieff et al.	.....	362/235
4,193,239	A	*	3/1980	Barto	.....	52/222
D286,206	S	*	10/1986	Joosten et al.	.....	D26/85

5,373,428	A	*	12/1994	Day	.....	362/223
D362,081	S	*	9/1995	Bilbrey	.....	D26/120
D399,588	S	*	10/1998	St. Ives	.....	D26/76
D413,402	S	*	8/1999	Ranieri et al.	.....	D26/74
5,988,829	A	*	11/1999	Holder	.....	362/217
D461,924	S	*	8/2002	Chelf	.....	D26/76
D469,910	S	*	2/2003	St-Pierre	.....	D26/85
D477,105	S	*	7/2003	Herst et al.	.....	D26/76
D496,121	S	*	9/2004	Santoro	.....	D26/74
D514,731	S	*	2/2006	Engel	.....	D26/88
D514,738	S	*	2/2006	Wachter	.....	D26/142
D541,467	S	*	4/2007	Gould	.....	D26/120
D545,481	S	*	6/2007	Mayfield et al.	.....	D26/118
D545,483	S	*	6/2007	Mayfield et al.	.....	D26/118
D552,783	S	*	10/2007	Brunner	.....	D26/85
D561,383	S	*	2/2008	Hukle et al.	.....	D26/120
D561,930	S	*	2/2008	Hukle et al.	.....	D26/120
2006/0285340	A1	*	12/2006	Thornton	.....	362/455

\* cited by examiner

*Primary Examiner*—Robert M Spear

*Assistant Examiner*—Susan E Krakower

(74) *Attorney, Agent, or Firm*—John F. Salazar; Middleton  
Reutlinger

(57) **CLAIM**

The ornamental design for a luminaire, as shown and  
described.

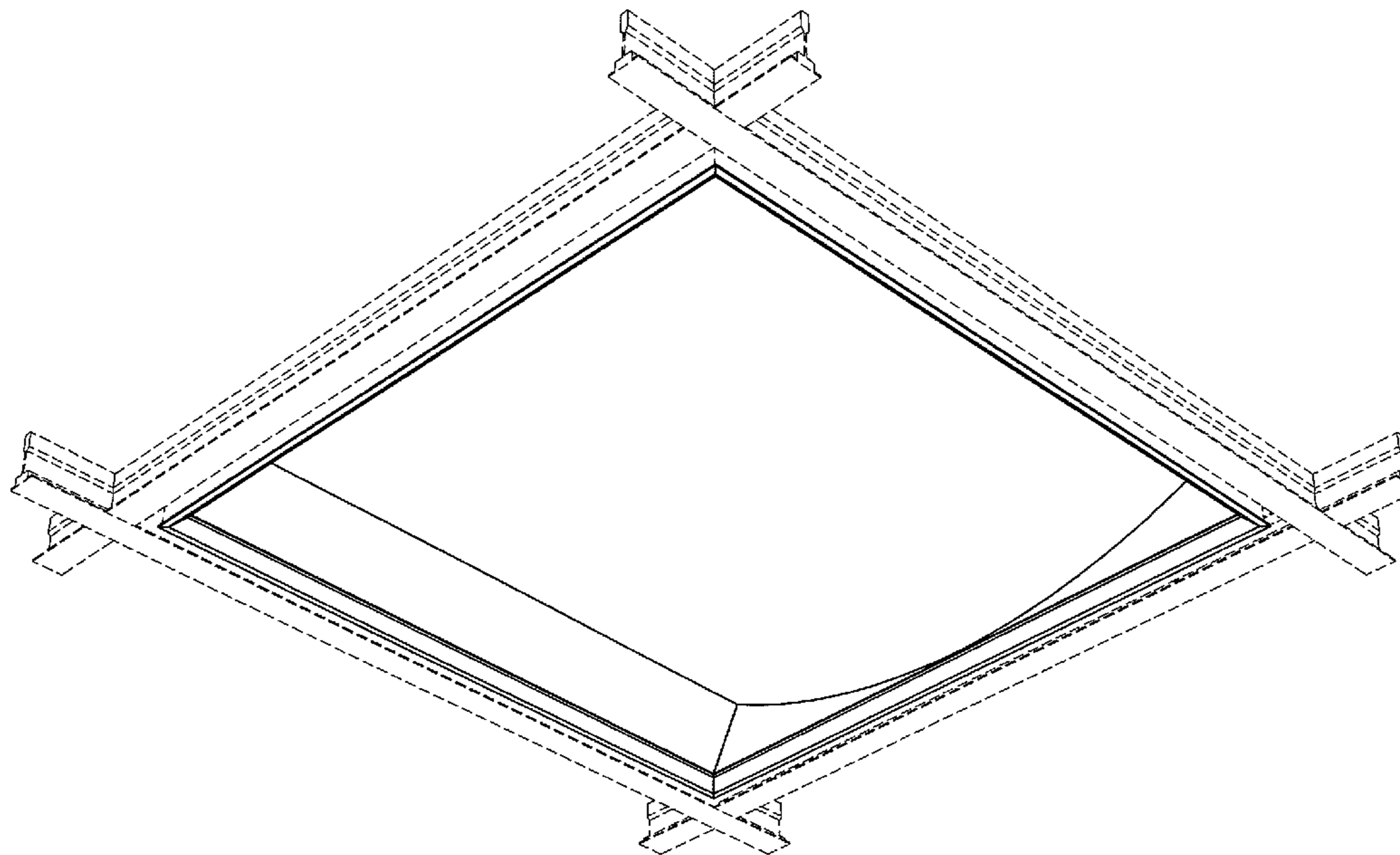
**DESCRIPTION**

FIG. 1 is a lower perspective view of a luminaire showing the  
design of the present invention; and,

FIG. 2 is a bottom view thereof.

The broken lines illustrate portions of the luminaire which  
form no part of the claimed design.

**1 Claim, 2 Drawing Sheets**



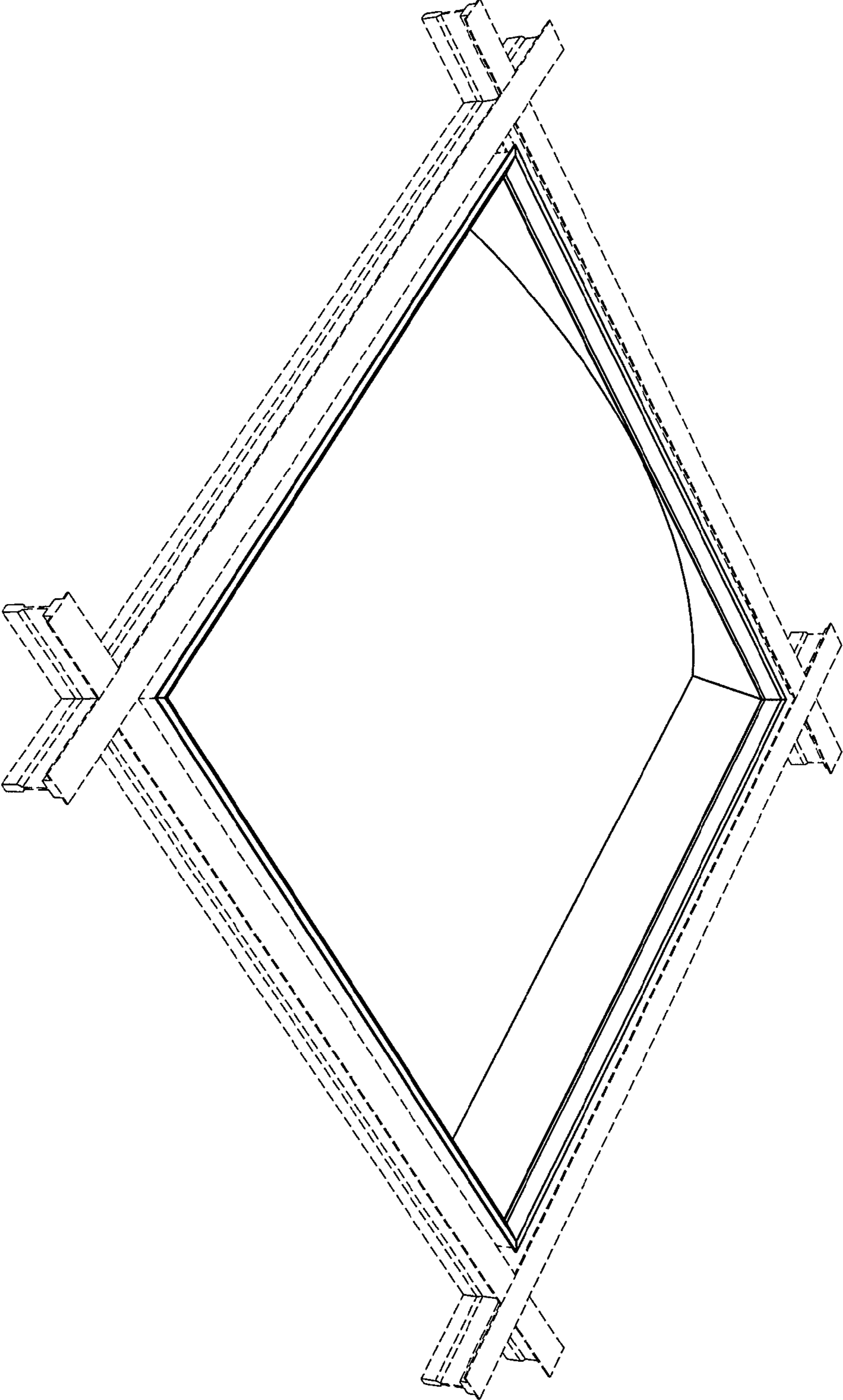


FIG. 1

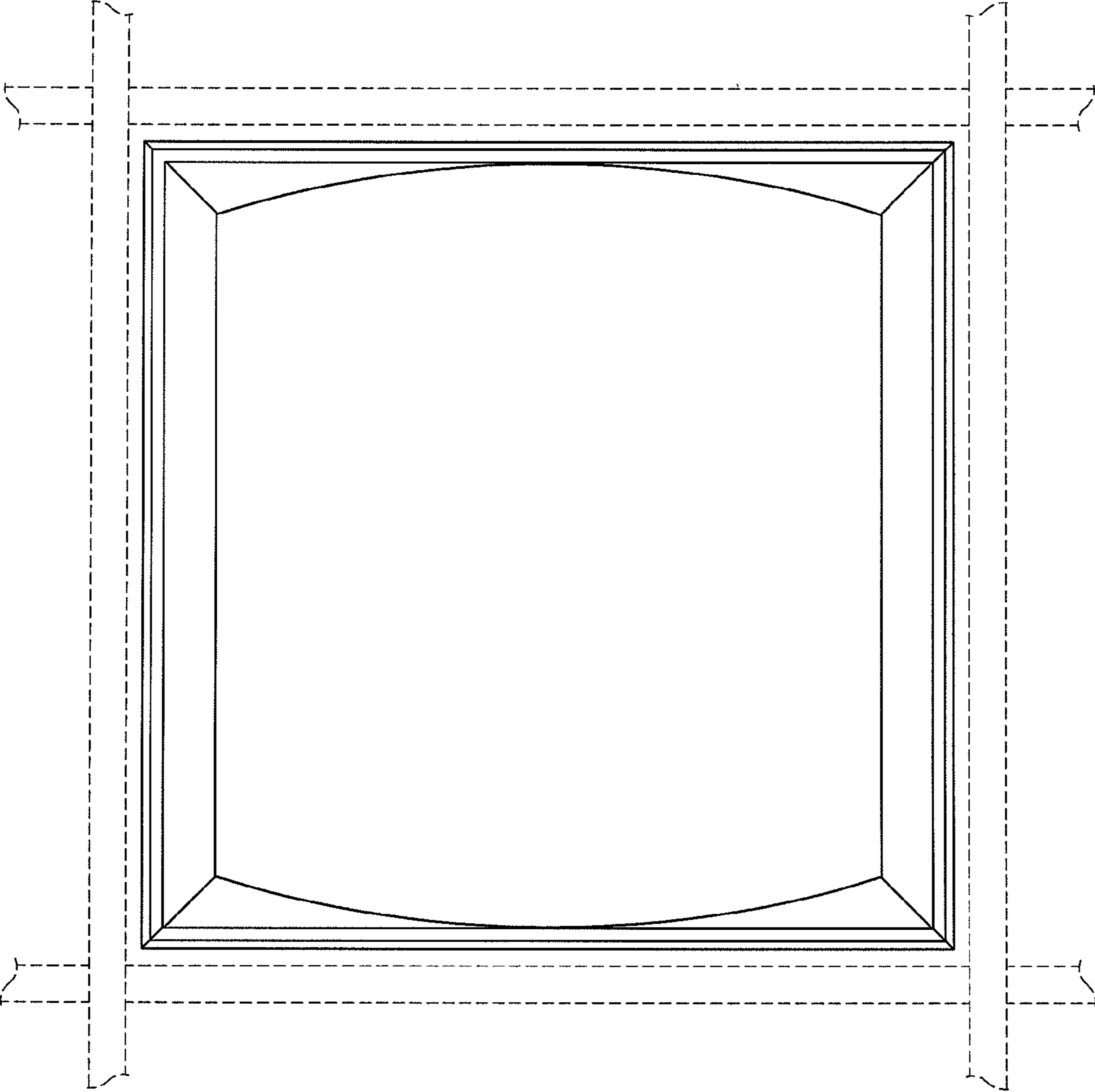


FIG. 2