



US00D602186S

(12) **United States Design Patent**
Lee

(10) **Patent No.:** **US D602,186 S**
(45) **Date of Patent:** **** Oct. 13, 2009**

(54) **FLASHLIGHT**

(76) **Inventor:** **Wen-Sung Lee**, No. 72, Chaoguei Rd.,
Situn District, Taichung City 407 (TW)

(**) **Term:** **14 Years**

(21) **Appl. No.:** **29/331,117**

(22) **Filed:** **Jan. 20, 2009**

(51) **LOC (9) Cl.** **26-02**

(52) **U.S. Cl.** **D26/37**

(58) **Field of Classification Search** D26/37,
D26/38, 40-44, 46, 48, 49, 51; 362/257,
362/158, 183, 191-208

See application file for complete search history.

(56) **References Cited**

U.S. PATENT DOCUMENTS

D549,371 S *	8/2007	Lee	D26/37
D549,862 S *	8/2007	Lee	D26/37
D649,370	8/2007	Lee	D26/37
D550,386 S *	9/2007	Lee	D26/37
D557,841 S *	12/2007	Lee	D26/37
D565,214 S *	3/2008	Lee	D26/37
D565,215 S *	3/2008	Lee	D26/37
D571,492 S *	6/2008	Lee	D26/37

D571,941 S *	6/2008	Lee	D26/37
D580,077 S *	11/2008	Sham	D26/37
D580,078 S *	11/2008	Lee	D26/37
2008/0285262 A1 *	11/2008	Canino et al.	362/183

* cited by examiner

Primary Examiner—Ian Simmons

Assistant Examiner—Carissa C Fitts

(74) *Attorney, Agent, or Firm*—Banger Shia

(57) **CLAIM**

I claim the ornamental design for a flashlight, as shown and described.

DESCRIPTION

FIG. 1 is a perspective view of a flashlight, showing my new design;

FIG. 2 is a front elevational view thereof;

FIG. 3 is a rear elevational view thereof;

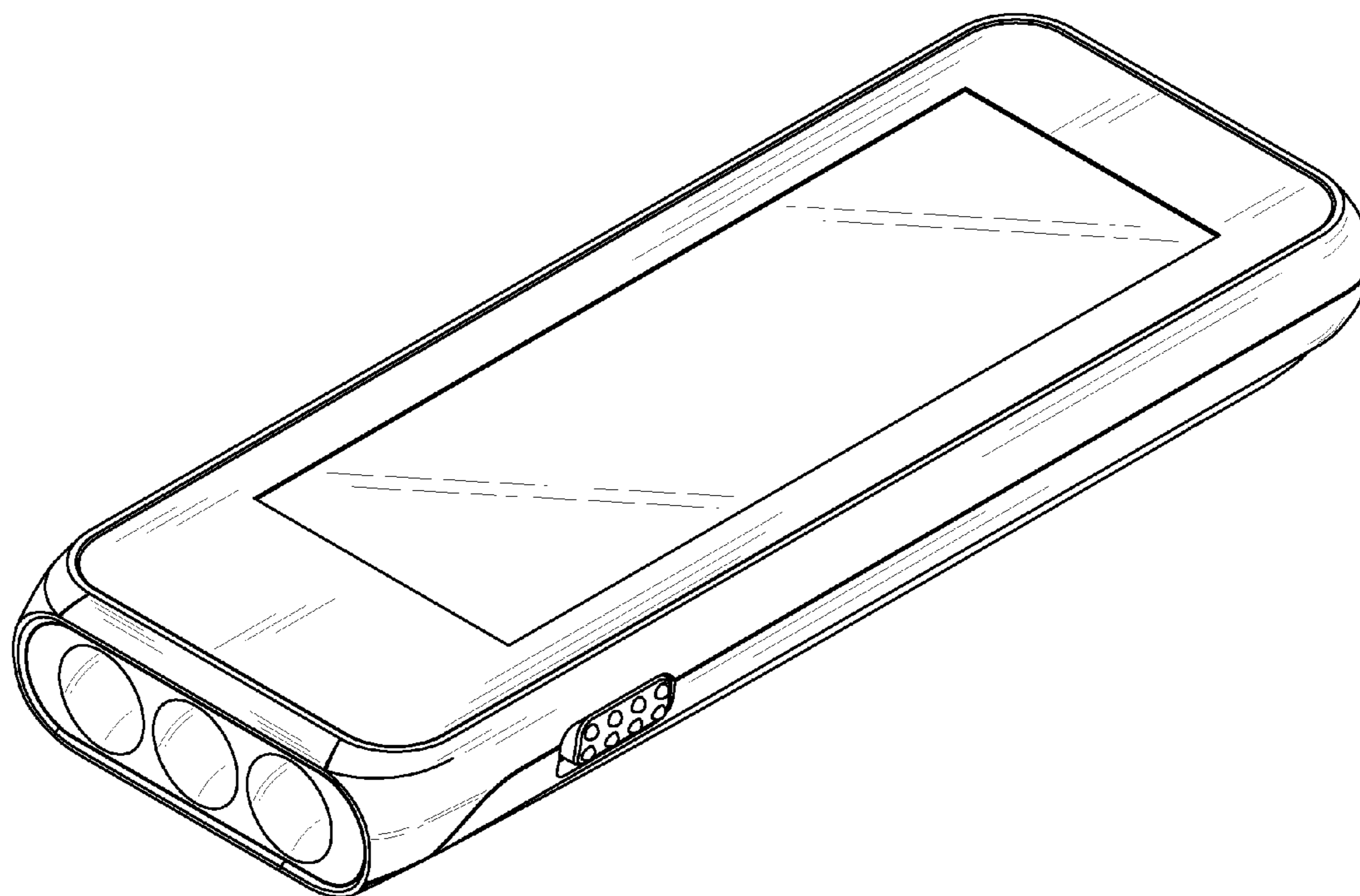
FIG. 4 is a left side elevational view thereof;

FIG. 5 is a right side elevational view thereof;

FIG. 6 is a top plan view thereof; and,

FIG. 7 is a bottom plan view thereof.

1 Claim, 7 Drawing Sheets



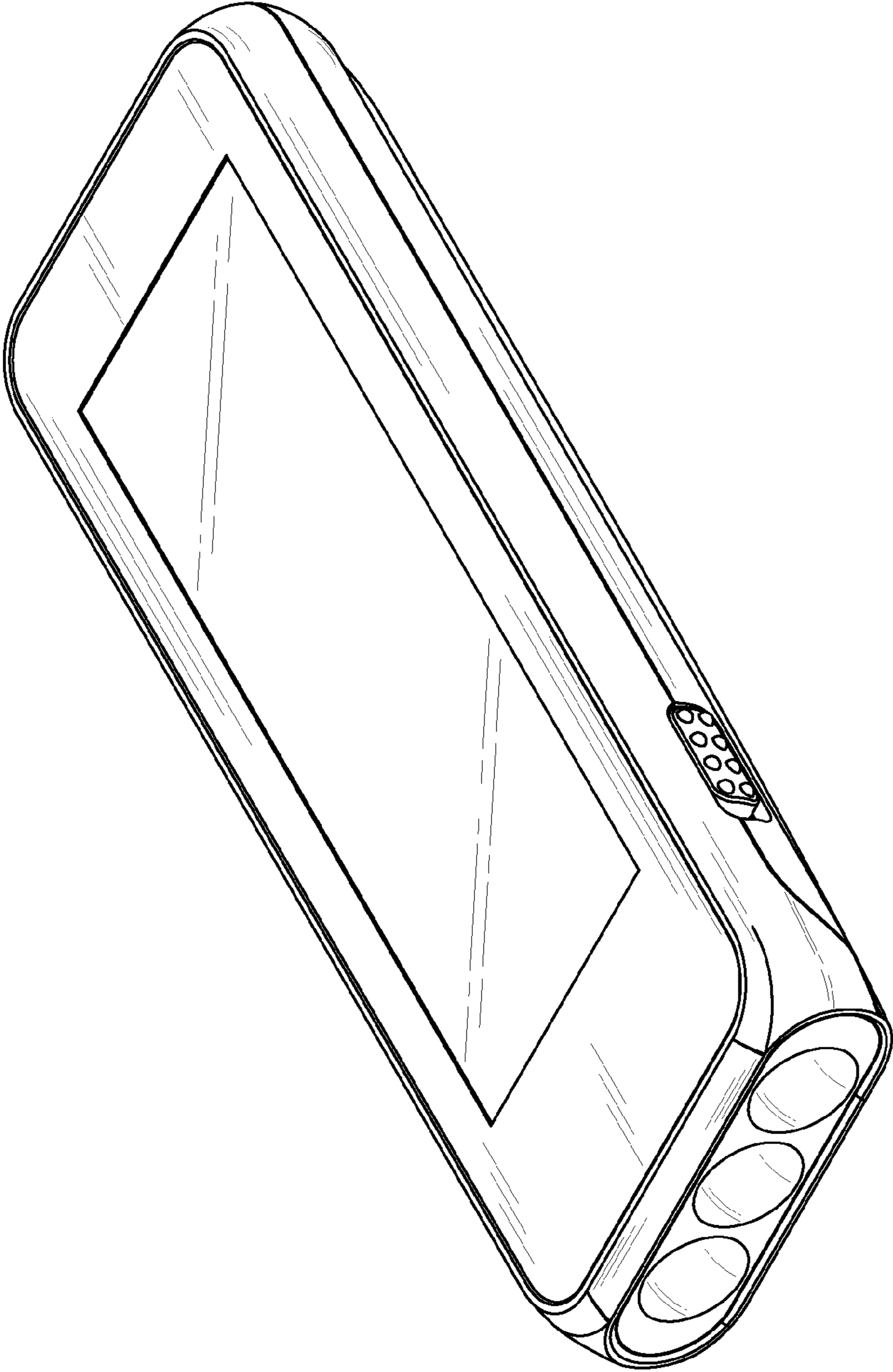


FIG. 1

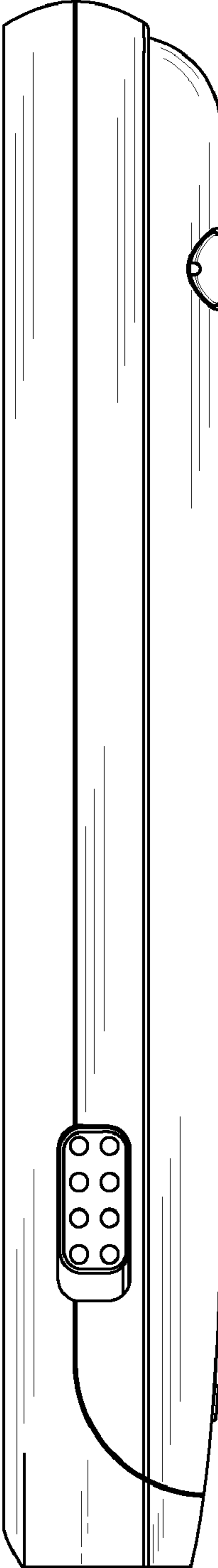


FIG. 2

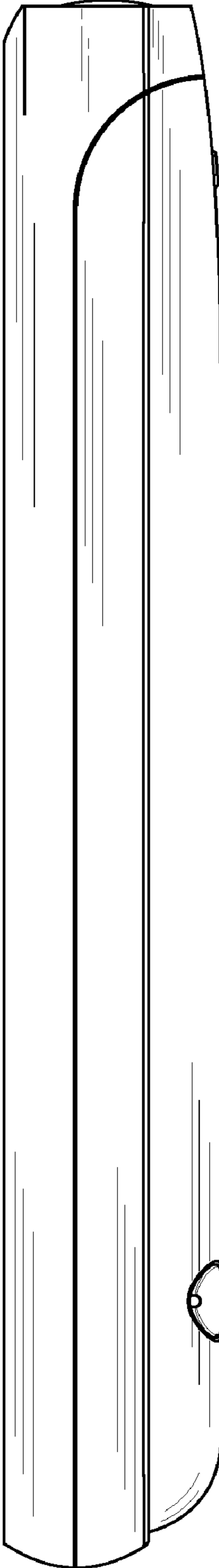


FIG. 3

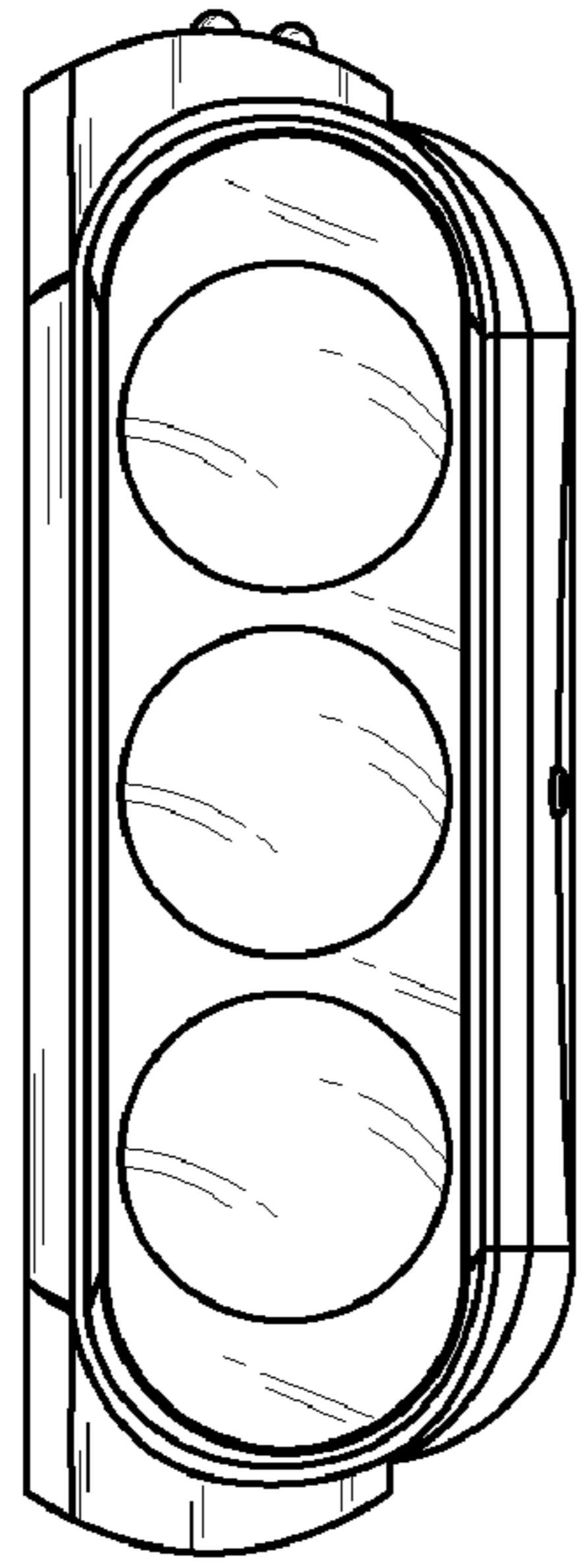


FIG. 4

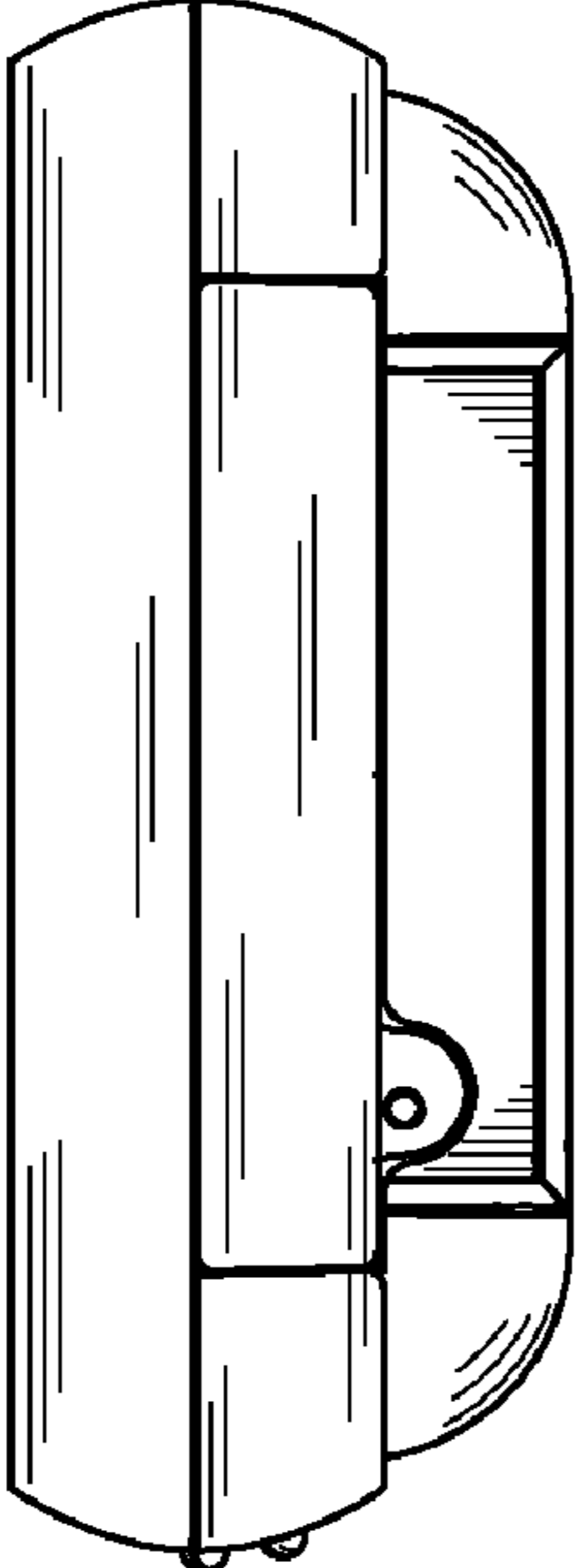


FIG. 5




FIG. 6

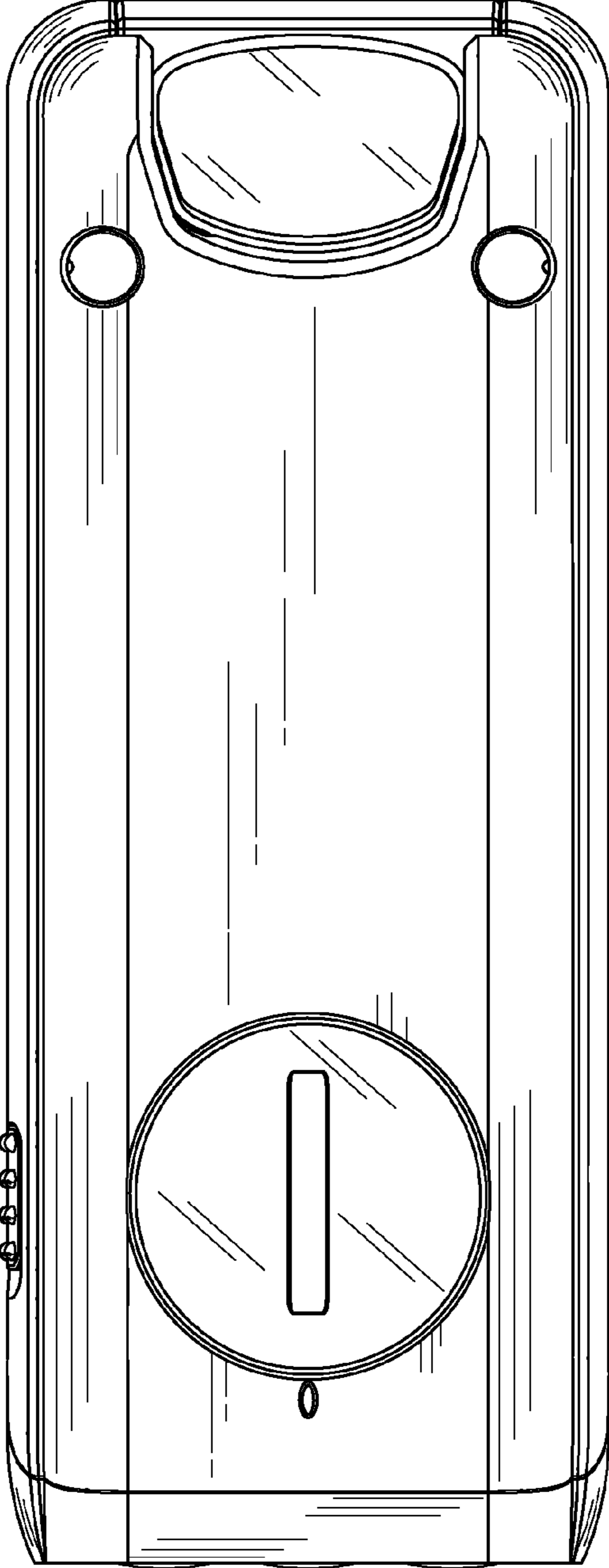


FIG. 7