



US00D602183S

(12) **United States Design Patent**
Wiese-Martin et al.

(10) **Patent No.:** **US D602,183 S**
(45) **Date of Patent:** **** Oct. 13, 2009**

(54) **ANGEL NIGHT LIGHT**

(76) Inventors: **Cynthia M. Wiese-Martin**, P.O. Box
1001, Devils Lake, ND (US) 58301;
Alan G. Martin, P.O. Box 1001, Devils
Lake, ND (US) 58301

(**) Term: **14 Years**

(21) Appl. No.: **29/332,302**

(22) Filed: **Feb. 12, 2009**

(51) **LOC (9) Cl.** **25-04**

(52) **U.S. Cl.** **D26/25**

(58) **Field of Classification Search** D26/24,
D26/25, 94, 98, 99, 100, 101; D21/467;
D11/117, 118, 121, 124, 125, 128, 136, 137,
D11/141, 160, 162; 362/605, 564, 565, 566,
362/567, 568, 121, 122, 123, 124, 249.15,
362/249.16, 249.17, 249.18, 249.19, 311.13,
362/806, 807, 808, 228, 236, 237, 249.03,
362/249.04, 249.06, 249.07, 249.08, 249.09,
362/249.1, 249.11

See application file for complete search history.

(56) **References Cited**

U.S. PATENT DOCUMENTS

D173,916 S * 1/1955 Urback D6/453
2,863,416 A * 12/1958 Frankel 116/63 R
D293,973 S * 2/1988 Baker D3/18
4,769,749 A 9/1988 Felski
5,077,646 A 12/1991 Parsons
5,526,246 A 6/1996 Liou
5,534,315 A * 7/1996 Witte 428/7
D383,556 S * 9/1997 Wang D26/25
D397,956 S * 9/1998 Lee D11/121

D397,957 S * 9/1998 Lee D11/121
5,993,025 A 11/1999 Huang
6,017,134 A 1/2000 Wang
6,056,418 A 5/2000 Hsu
6,180,193 B1 * 1/2001 Bostedt 428/7
6,183,111 B1 2/2001 Wang
D453,487 S * 2/2002 Roy, Jr. D11/128
D453,708 S * 2/2002 Roy, Jr. D11/128
D462,465 S * 9/2002 Tsai D26/25
6,799,866 B2 10/2004 Chen
7,086,757 B2 8/2006 Wang
7,300,193 B2 * 11/2007 Xie et al. 362/605
2006/0044784 A1 * 3/2006 Lee 362/86

* cited by examiner

Primary Examiner—Jennifer Rivard
Assistant Examiner—Angela J Lee
(74) *Attorney, Agent, or Firm*—Dale J. Ream

(57) **CLAIM**

The ornamental design for an angel night light, as shown and described.

DESCRIPTION

FIG. 1 is a perspective view of an angel night light showing our new design;

FIG. 2 is a back view thereof;

FIG. 3 is a front view thereof;

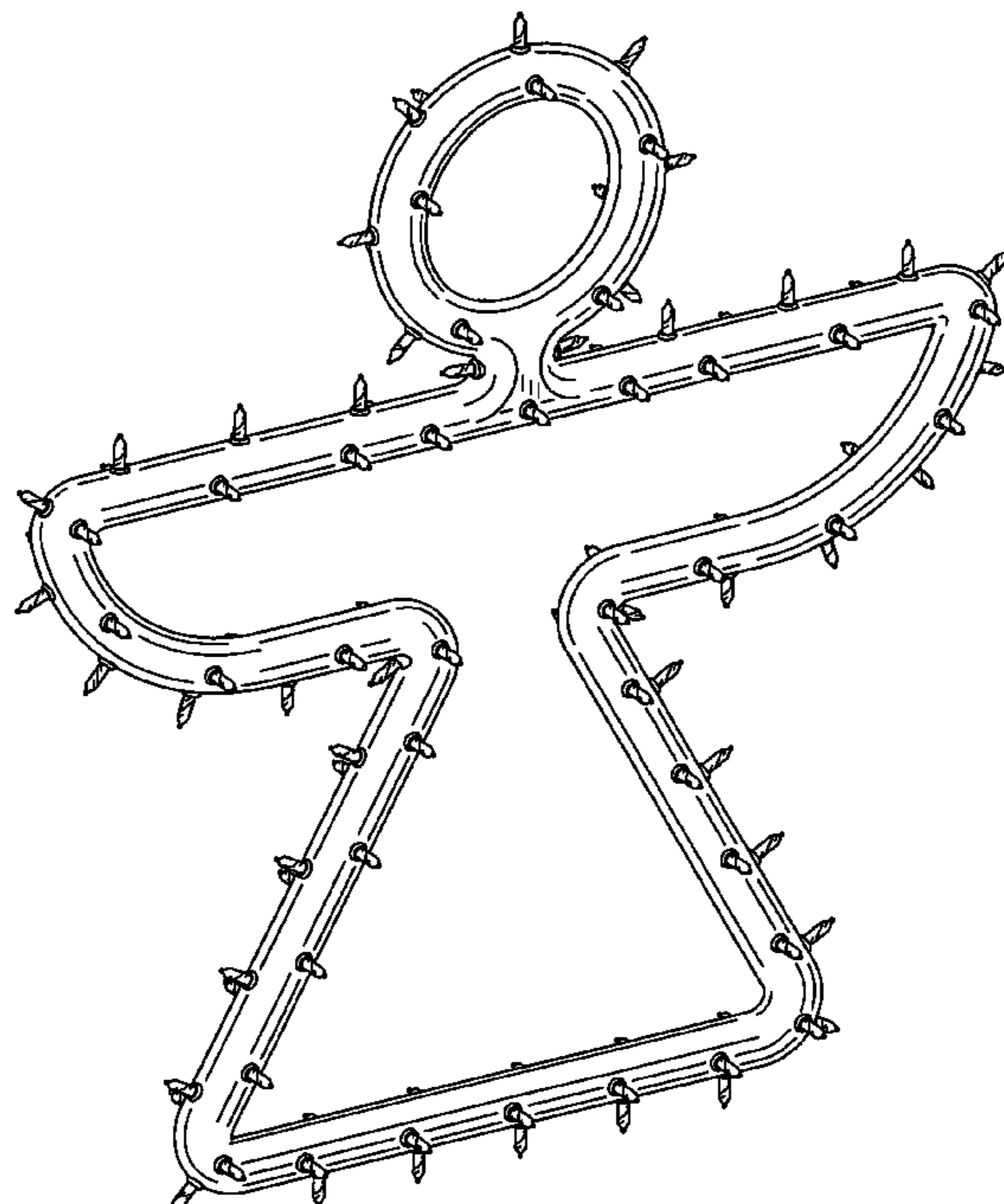
FIG. 4 is a right side view thereof;

FIG. 5 is a left side view thereof;

FIG. 6 is a top view thereof; and,

FIG. 7 is a bottom view thereof.

1 Claim, 5 Drawing Sheets



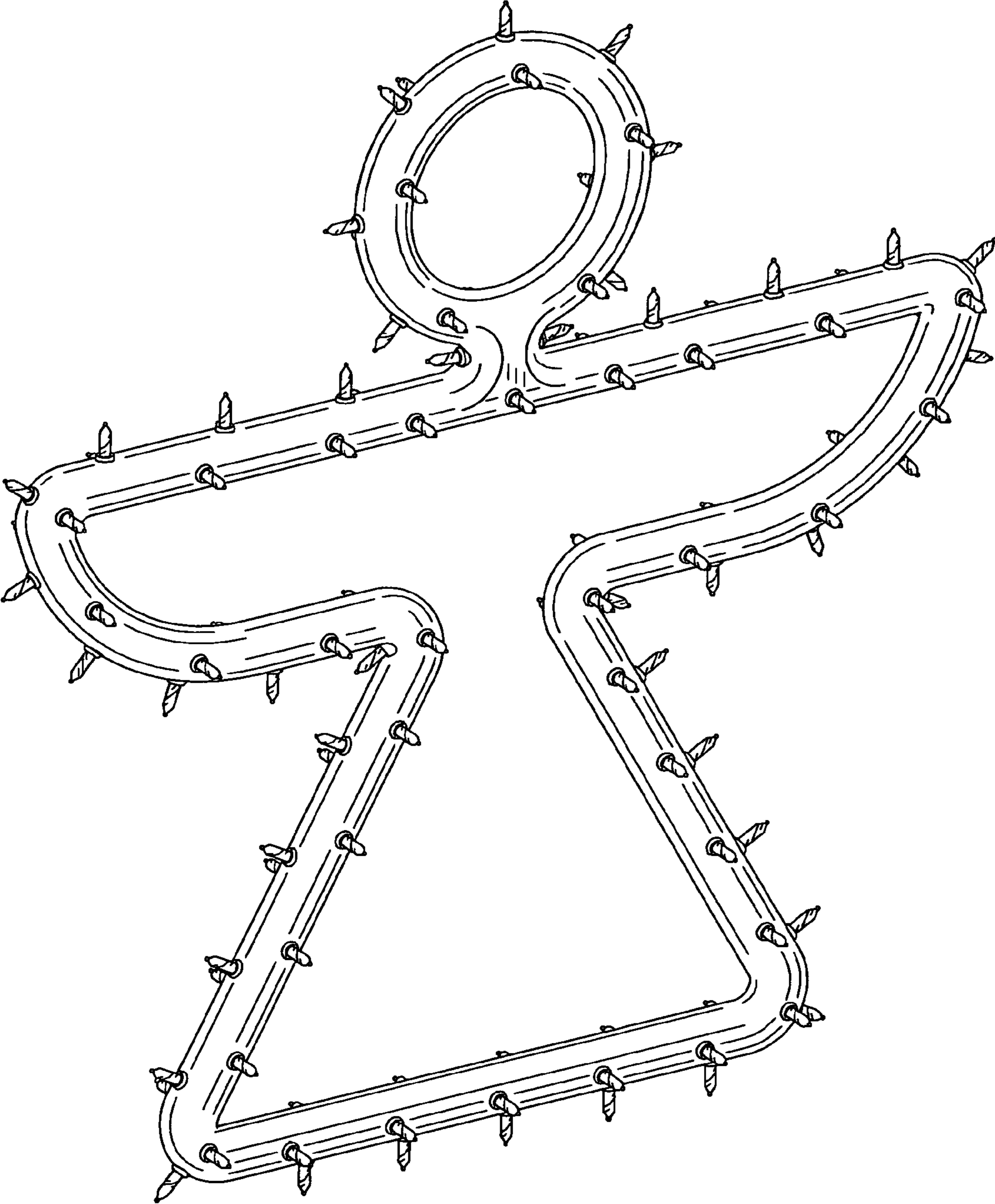


FIG. 1

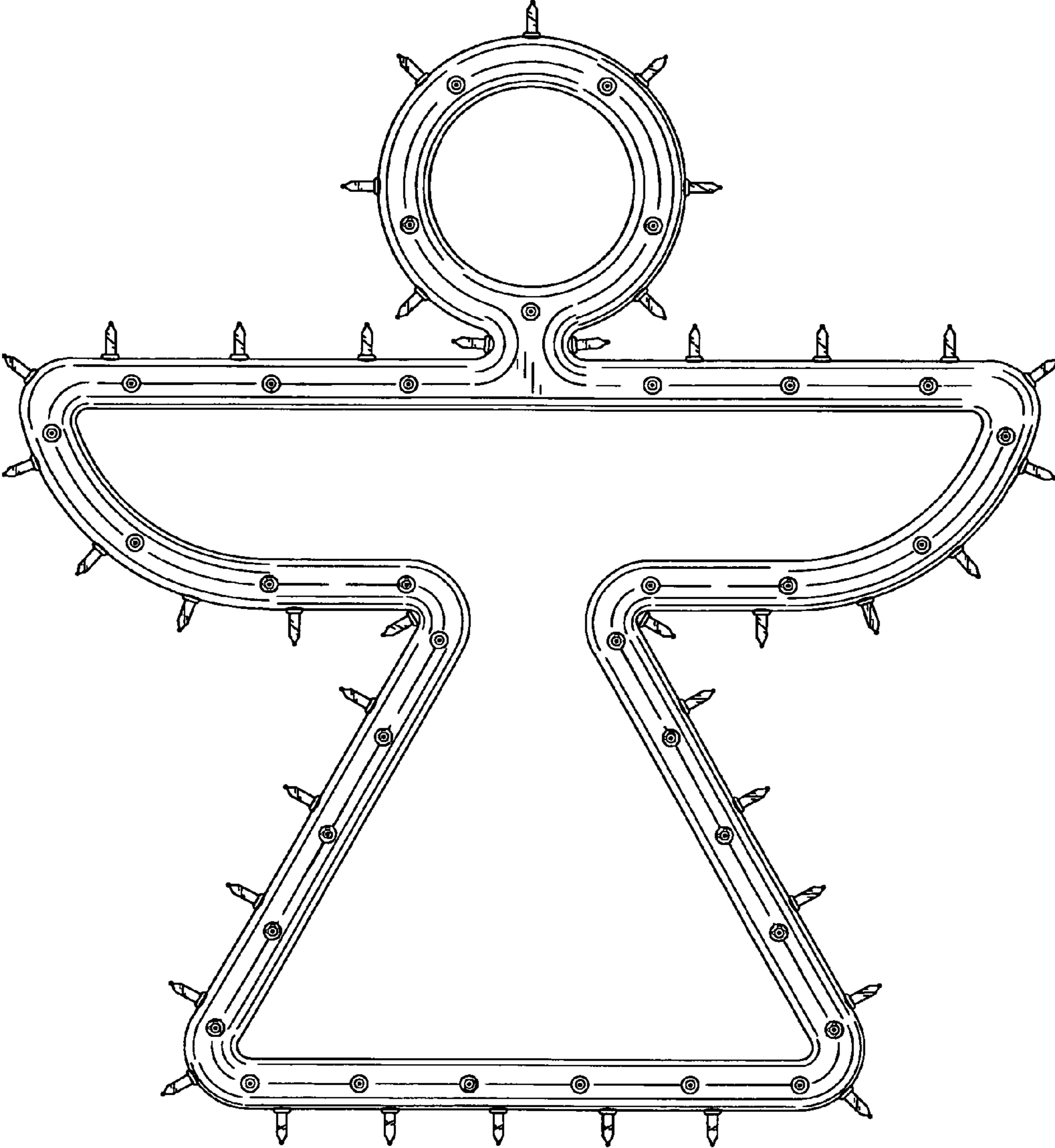


FIG. 2

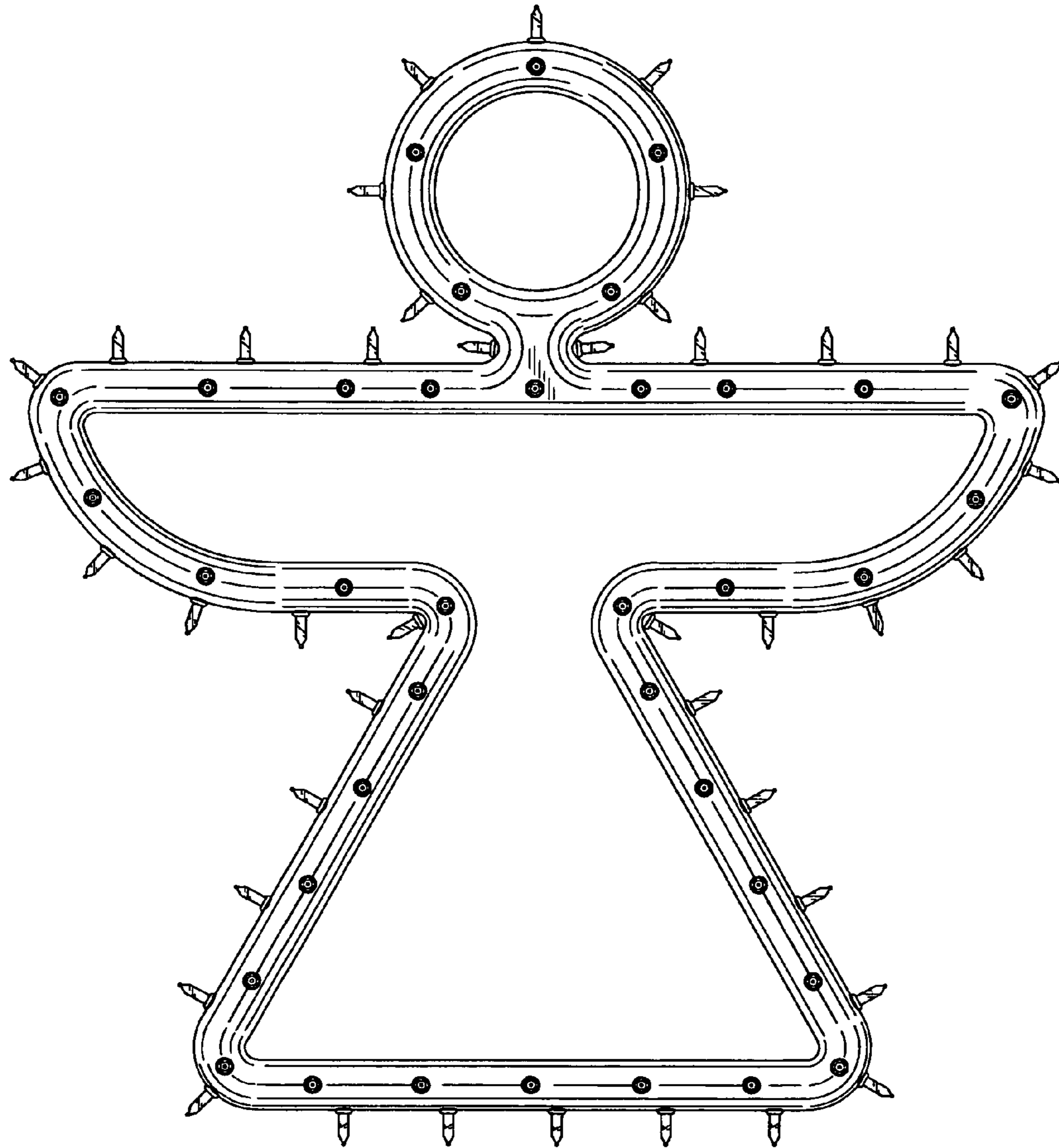


FIG. 3

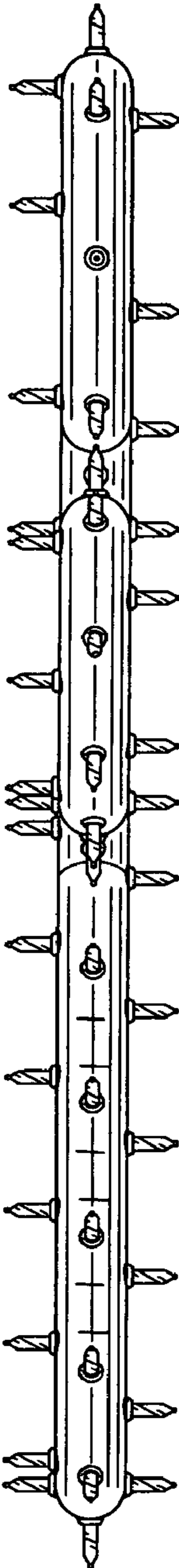


FIG. 4

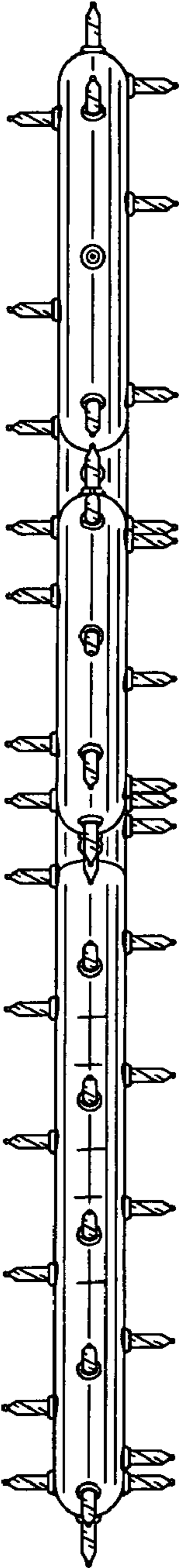


FIG. 5




FIG. 6

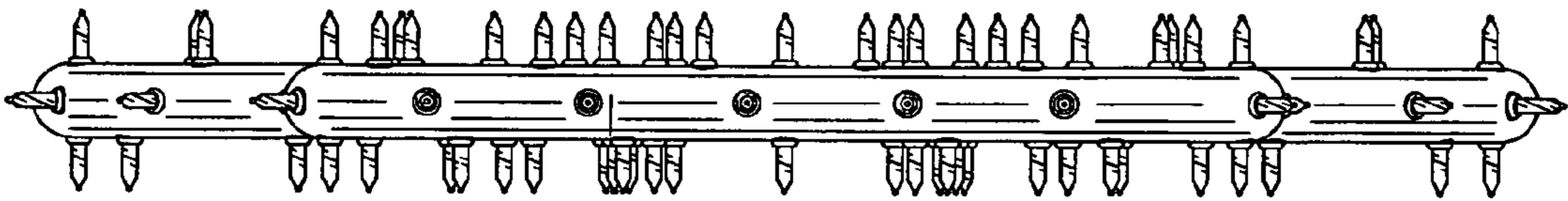


FIG. 7