



US00D602152S

(12) **United States Design Patent**
Dye

(10) **Patent No.:** **US D602,152 S**
(45) **Date of Patent:** **** Oct. 13, 2009**

- (54) **CEILING FAN BLADE IRON**
- (75) Inventor: **David L Dye**, Moore, OK (US)
- (73) Assignee: **Craftmade International, Inc.**, Coppell, TX (US)
- (**) Term: **14 Years**
- (21) Appl. No.: **29/334,413**
- (22) Filed: **Mar. 26, 2009**
- (51) **LOC (9) Cl.** **23-04**
- (52) **U.S. Cl.** **D23/411**
- (58) **Field of Classification Search** D23/377, D23/379, 385, 411, 413; 416/5
See application file for complete search history.

- D501,948 S 2/2005 Curtin
- D503,490 S 3/2005 Curtin
- D503,824 S 4/2005 Curtin
- D503,992 S 4/2005 Curtin
- D503,995 S 4/2005 Curtin
- D507,050 S 7/2005 Curtin
- D508,125 S 8/2005 Curtin
- D508,126 S 8/2005 Curtin
- 6,968,953 B2 11/2005 Humphrey
- D514,242 S 1/2006 Curtin
- D514,243 S 1/2006 Curtin
- D514,244 S 1/2006 Curtin
- D522,131 S 5/2006 Dye
- D522,132 S 5/2006 Dye

(Continued)

OTHER PUBLICATIONS

Co-pending U.S. Appl. No. 29/334,430, filed Mar. 26, 2009 titled "Ceiling Fan Housing".

(Continued)

Primary Examiner—Lisa P Lichtenstein
(74) *Attorney, Agent, or Firm*—Bracewell & Giuliani LLP

(56) **References Cited**

U.S. PATENT DOCUMENTS

- D428,986 S 8/2000 Dye
- D430,931 S 9/2000 Dye
- D434,491 S 11/2000 Nourse
- D435,900 S 1/2001 Dye
- D437,075 S 1/2001 Chen
- D437,927 S 2/2001 Dye
- D465,841 S 11/2002 Dye
- D477,395 S * 7/2003 Thomas, Jr. D23/411
- D479,595 S 9/2003 Curtin
- D479,596 S 9/2003 Curtin
- D479,597 S 9/2003 Curtin
- D479,873 S 9/2003 Curtin
- D479,875 S 9/2003 Curtin
- D480,129 S 9/2003 Curtin
- D480,134 S 9/2003 Wilson
- D480,465 S 10/2003 Wilson
- D481,453 S 10/2003 Dye
- D481,789 S 11/2003 Dye
- D482,116 S 11/2003 Curtin
- D491,261 S 6/2004 Curtin
- D492,056 S 6/2004 Curtin
- D498,019 S 11/2004 Dye
- D499,829 S 12/2004 Curtin
- D500,879 S 1/2005 Curtin
- D501,059 S 1/2005 Curtin

(57) **CLAIM**

The ornamental design for a ceiling fan blade iron, as shown and described.

DESCRIPTION

FIG. 1 is a perspective view of the ceiling fan blade iron showing my new design;

FIG. 2 is a front elevational view thereof;

FIG. 3 is a rear elevational view thereof;

FIG. 4 is a left side elevational view thereof;


FIG. 5 is a right side elevational view thereof;

FIG. 6 is a top plan view thereof; and,

FIG. 7 is a bottom plan view thereof.

The broken lines depict environmental subject matter only and form no part of the claimed design.

1 Claim, 5 Drawing Sheets



US D602,152 S

Page 2

U.S. PATENT DOCUMENTS

D522,644 S 6/2006 Curtin
D523,949 S 6/2006 Curtin
D527,092 S 8/2006 Dye
D528,198 S 9/2006 Dye
D528,647 S 9/2006 Dye
D530,004 S 10/2006 Curtin
D532,101 S 11/2006 Curtin
D532,106 S 11/2006 Curtin
D536,438 S 2/2007 Curtin
D544,132 S 6/2007 Curtin
D548,874 S 8/2007 Curtin
D549,381 S 8/2007 Curtin
D551,382 S 9/2007 Curtin
D553,285 S 10/2007 Curtin
D553,785 S 10/2007 Dye
D553,786 S 10/2007 Dye
D556,318 S 11/2007 Curtin
D556,887 S 12/2007 Curtin
D556,888 S 12/2007 Curtin
D556,889 S 12/2007 Curtin
D556,890 S 12/2007 Brookins
D556,891 S 12/2007 Brookins
D556,944 S 12/2007 Brookins
D557,400 S 12/2007 Curtin
D557,793 S 12/2007 Curtin
D557,794 S 12/2007 Curtin
D563,033 S 2/2008 Brookins
D563,034 S 2/2008 Curtin
D563,592 S 3/2008 Brookins
D567,357 S 4/2008 Curtin
D567,358 S 4/2008 Curtin
D567,359 S 4/2008 Teiber
D567,360 S 4/2008 Curtin
D571,909 S 6/2008 Curtin

D573,246 S 7/2008 Teiber
D584,397 S 1/2009 Curtin
D585,974 S 2/2009 Curtin

OTHER PUBLICATIONS

Co-pending U.S. Appl. No. 29/334,426, filed Mar. 26, 2009 titled "Light Fixture".
Co-pending U.S. Appl. No. 29/334,316, filed Mar. 24, 2009 titled "Ceiling Fan Housing".
Co-pending U.S. Appl. No. 29/334,309, filed Mar. 24, 2009 titled "Ceiling Fan Blade Iron".
Co-pending U.S. Appl. No. 29/334,304, filed Mar. 24, 2009 titled "Ceiling Fan Housing".
Co-pending U.S. Appl. No. 29/334,299, filed Mar. 24, 2009 titled "Ceiling Fan Blade Iron".
Co-pending U.S. Appl. No. 29/334,297, filed Mar. 24, 2009 titled "Combination Ceiling Fan Housing and Blade Irons".
Co-pending U.S. Appl. No. 29/334,291, filed Mar. 24, 2009 titled "Ceiling Fan Blade Iron".
Co-pending U.S. Appl. No. 29/334,284, filed Mar. 24, 2009 titled "Ceiling Fan Housing".
Co-pending U.S. Appl. No. 29/334,283, filed Mar. 24, 2009 titled "Ceiling Fan Housing".
Co-pending U.S. Appl. No. 29/334,279, filed Mar. 24, 2009 titled "Ceiling Fan Blade Iron".
Co-pending U.S. Appl. No. 29/334,236, filed Mar. 23, 2009 titled "Ceiling Fan Housing".
Co-pending U.S. Appl. No. 29/263,485, filed Jul. 24, 2006 titled "Fixture Support Member".
Co-pending U.S. Appl. No. 12/004,725, filed Dec. 21, 2007 titled "Light Fixture and Sleeve Candlestick Adapter".
Co-pending U.S. Appl. No. 11/472,154, filed Jun. 21, 2006 titled "Fixture Support Member Assembly".

* cited by examiner

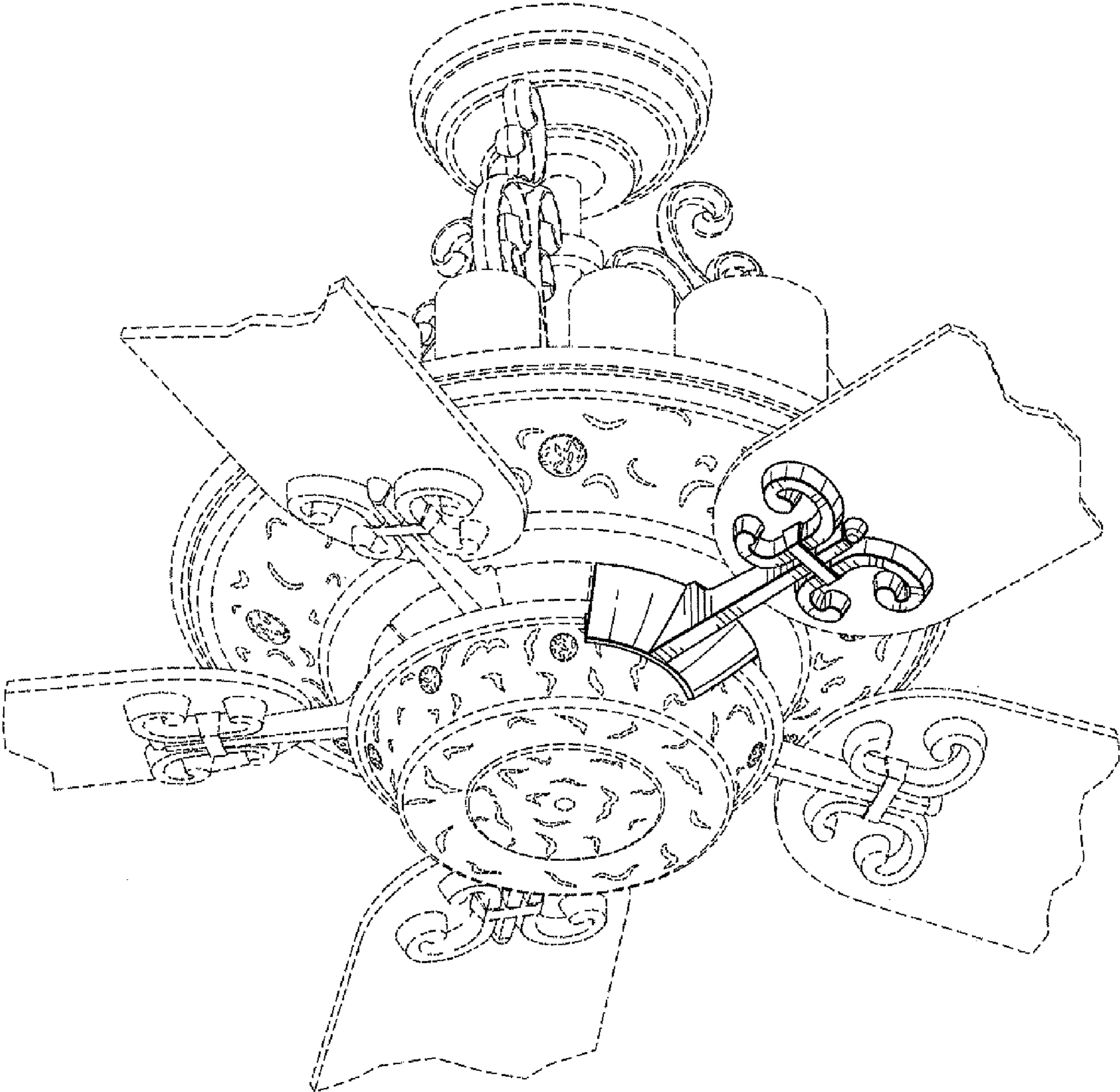


FIG. 1

FIG. 2

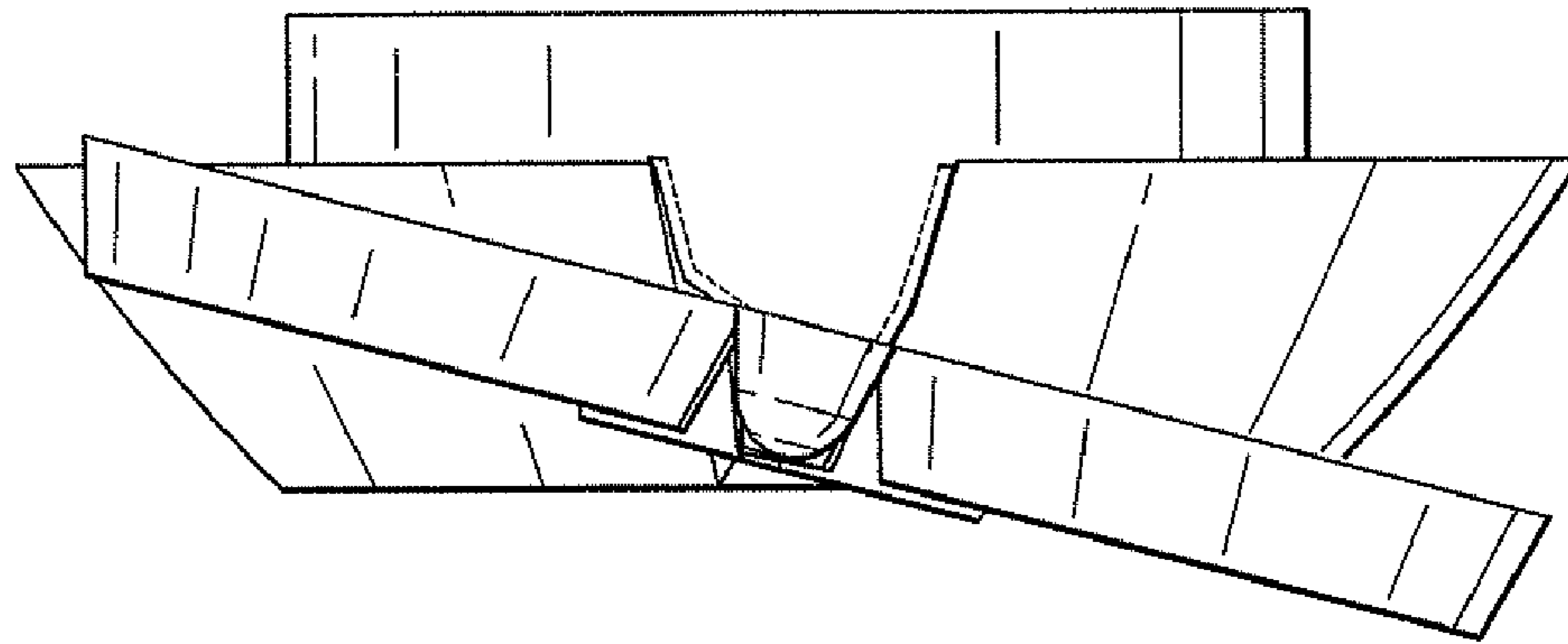
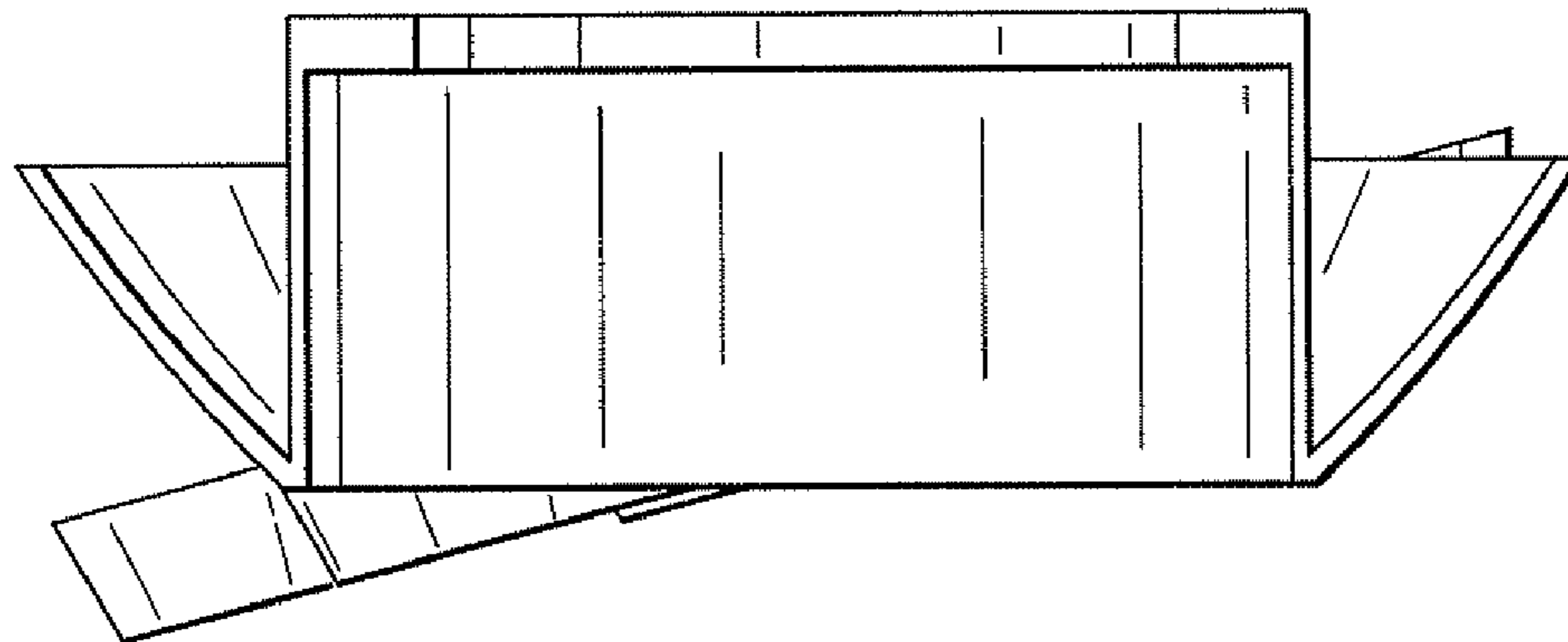


FIG. 3



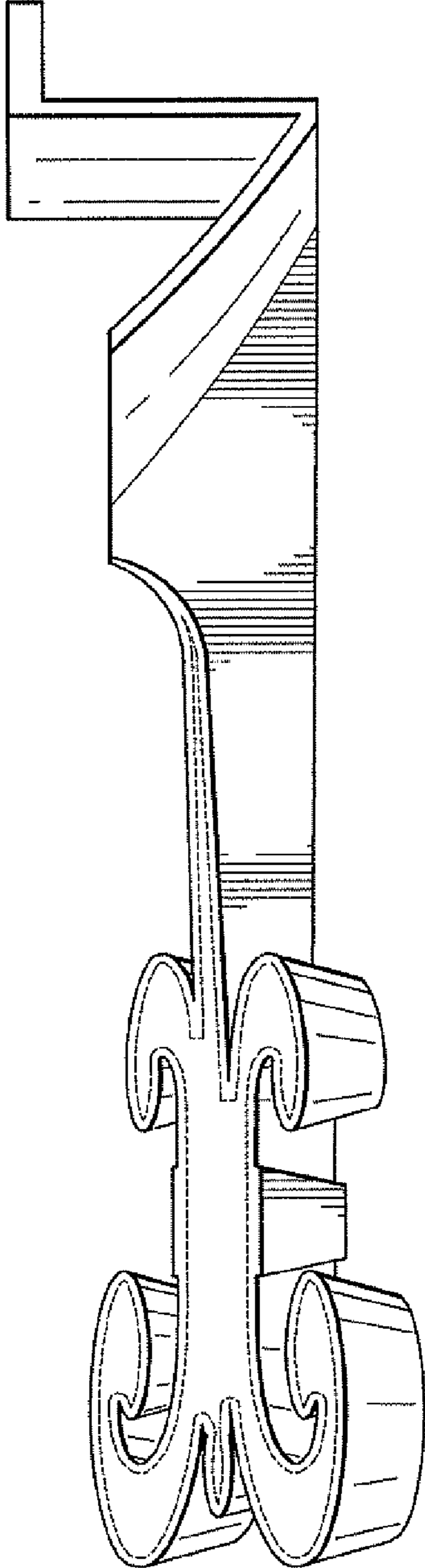


FIG. 4

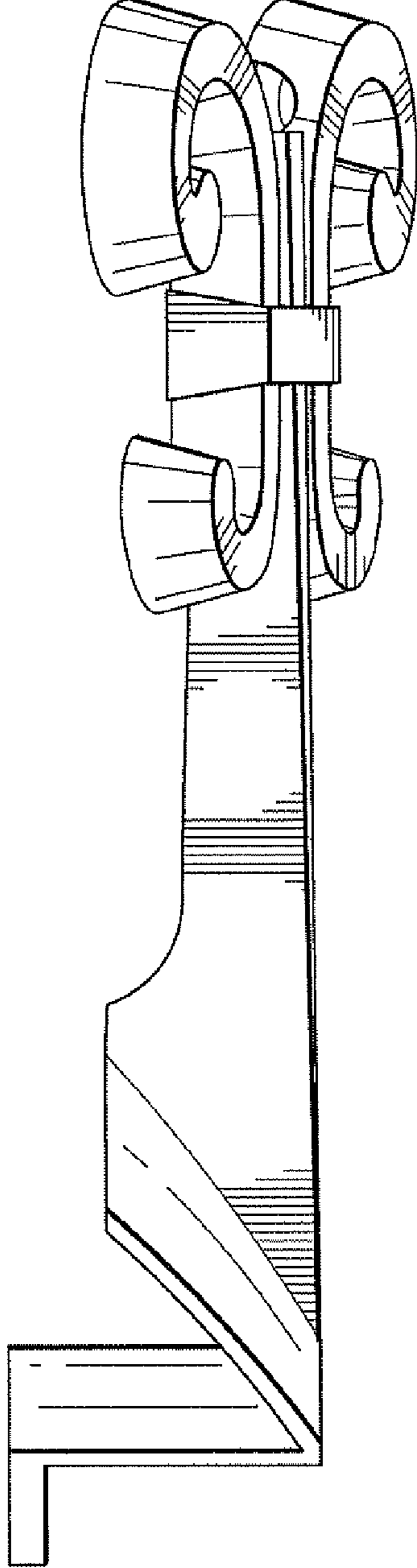


FIG. 5

FIG. 6

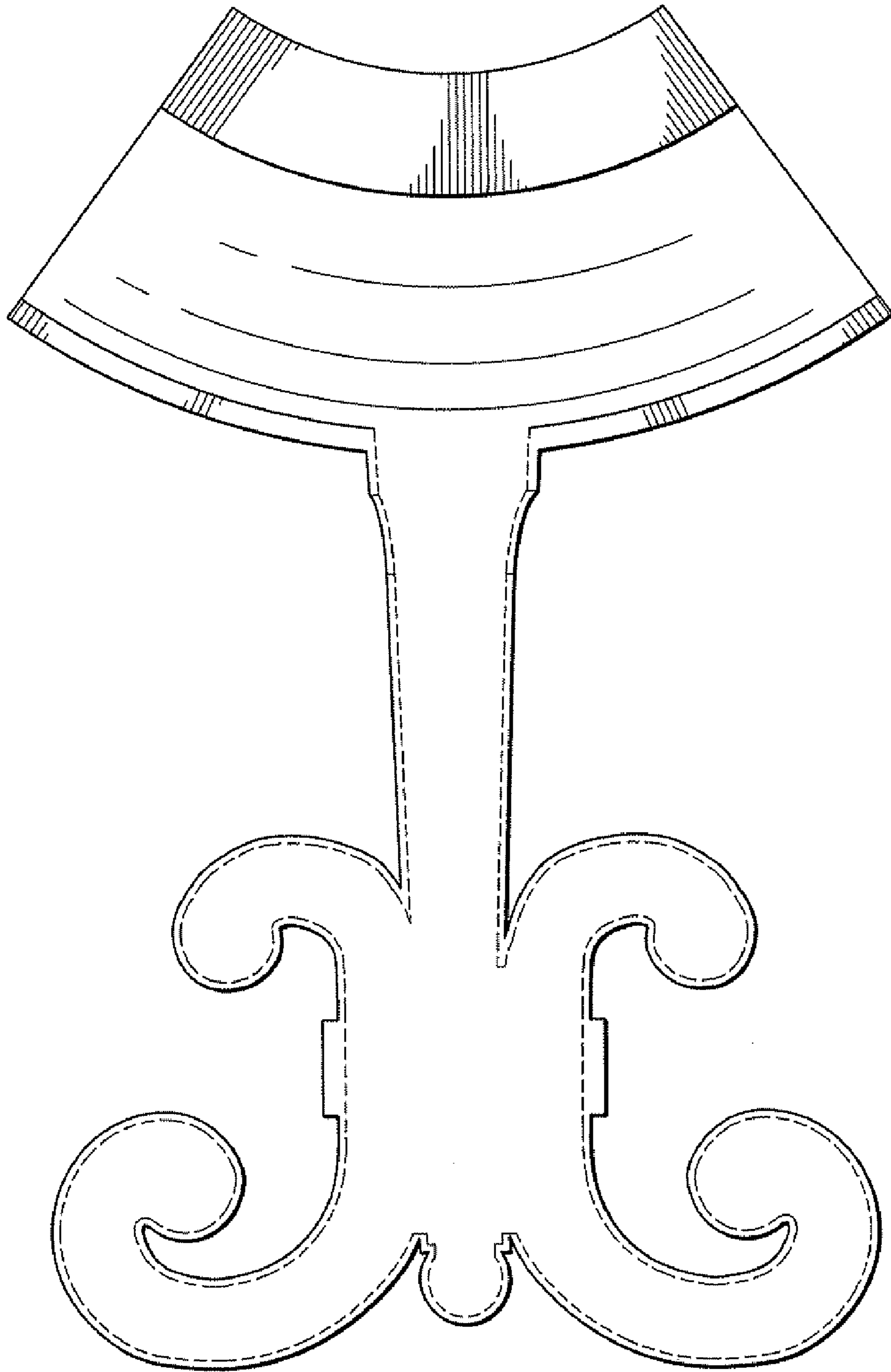


FIG. 7

