



US00D602146S

(12) **United States Design Patent**  
**Olesen et al.**

(10) **Patent No.:** **US D602,146 S**

(45) **Date of Patent:** **\*\* Oct. 13, 2009**

(54) **WINDOW**

(75) Inventors: **Bent Ekfeldt Olesen**, København (DK);  
**Hans Gram Andersen**, Felding (DK)

(73) Assignee: **VKR Holding A/S**, Hørsholm (DK)

(\*\*) Term: **14 Years**

(21) Appl. No.: **29/300,619**

(22) Filed: **Apr. 18, 2008**

(30) **Foreign Application Priority Data**

Oct. 18, 2007 (EM) ..... 000811195

(51) **LOC (9) Cl.** ..... **23-04**

(52) **U.S. Cl.** ..... **D23/386**

(58) **Field of Classification Search** ..... D23/386–393,  
D23/397, 370; D25/47, 52, 53, 60; 454/309,  
454/275–277, 284, 287–291

See application file for complete search history.

(56) **References Cited**

**U.S. PATENT DOCUMENTS**

1,905,514	A *	4/1933	Shepard	.....	D25/47
2,131,980	A *	10/1938	Sharp	.....	D25/52
2,233,315	A *	2/1941	Jones	.....	D25/52
2,309,717	A *	1/1943	Siebenlist	.....	D23/392
2,813,314	A *	11/1957	Landry	.....	D25/52
2,987,985	A *	6/1961	Johnson	.....	454/277
D281,451	S *	11/1985	Shames et al.	.....	D23/392
D300,174	S *	3/1989	Waltz et al.	.....	D23/387

5,810,662	A *	9/1998	Van Becelaere	.....	454/284
5,950,384	A *	9/1999	Aarness	.....	454/277
D518,158	S *	3/2006	Cho et al.	.....	D25/52
D576,741	S *	9/2008	Daniel et al.	.....	D25/52
D583,042	S *	12/2008	Jackson et al.	.....	D23/392

\* cited by examiner

*Primary Examiner*—T. Chase Nelson

*Assistant Examiner*—David G Muller

(74) *Attorney, Agent, or Firm*—Merek, Blackmon & Voorhees, LLC

(57) **CLAIM**

The ornamental design for a window, as shown and described.

**DESCRIPTION**

FIG. 1 is a perspective view taken from the top, front and right side of a window showing the design;

FIG. 2 is a front elevation of the window of FIG. 1;

FIG. 3 is a rear elevation of the window of FIG. 1;

FIG. 4 is a right side elevation of the window of FIG. 1;

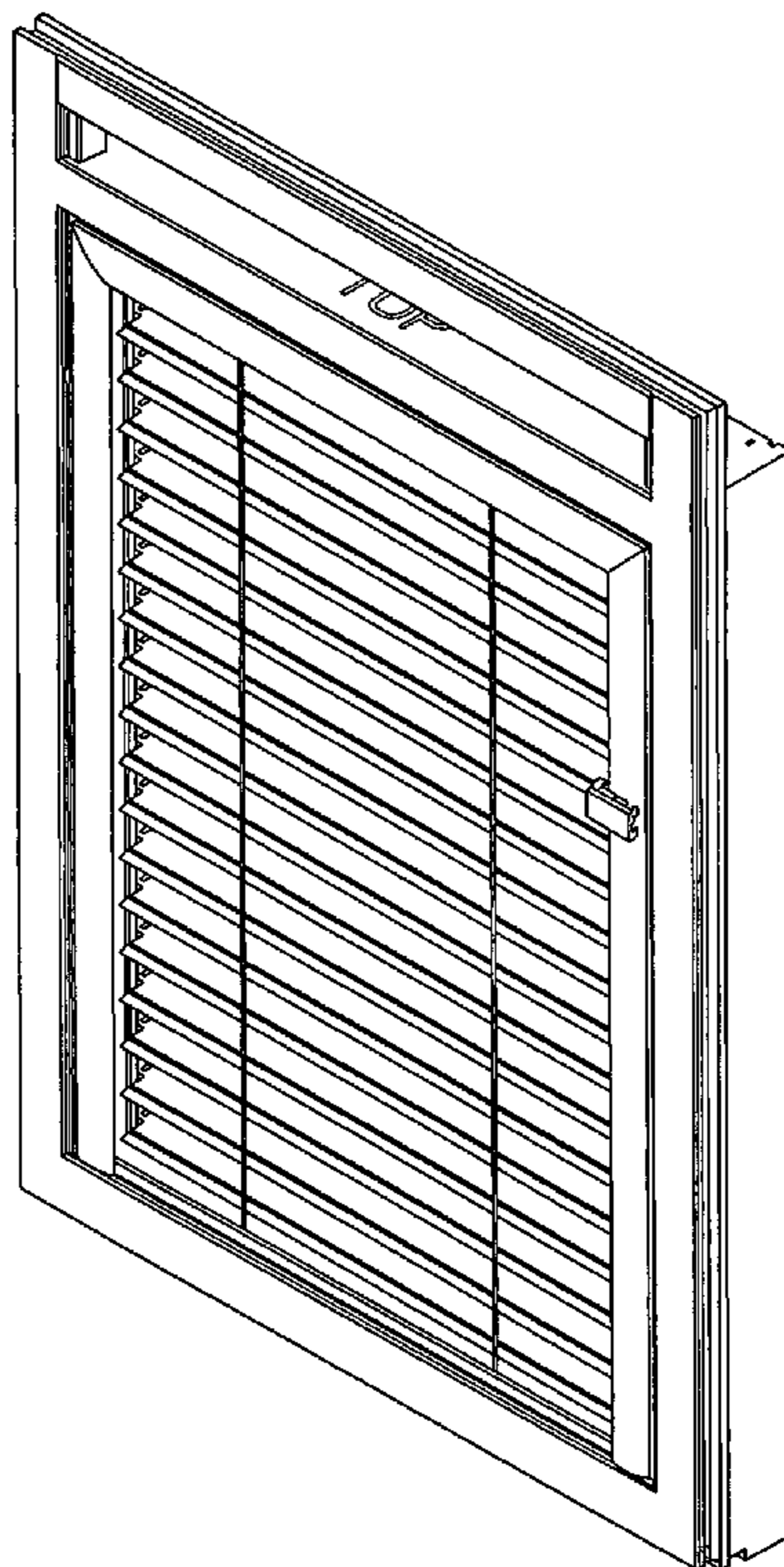
FIG. 5 is a left side elevation of the window of FIG. 1;

FIG. 6 is a top plan view of the accessory for windows of FIG. 1; and,

FIG. 7 is a bottom plan view of the accessory for windows of FIG. 1.

The broken lines depict portions of the window that form no part of the claimed design.

**1 Claim, 7 Drawing Sheets**



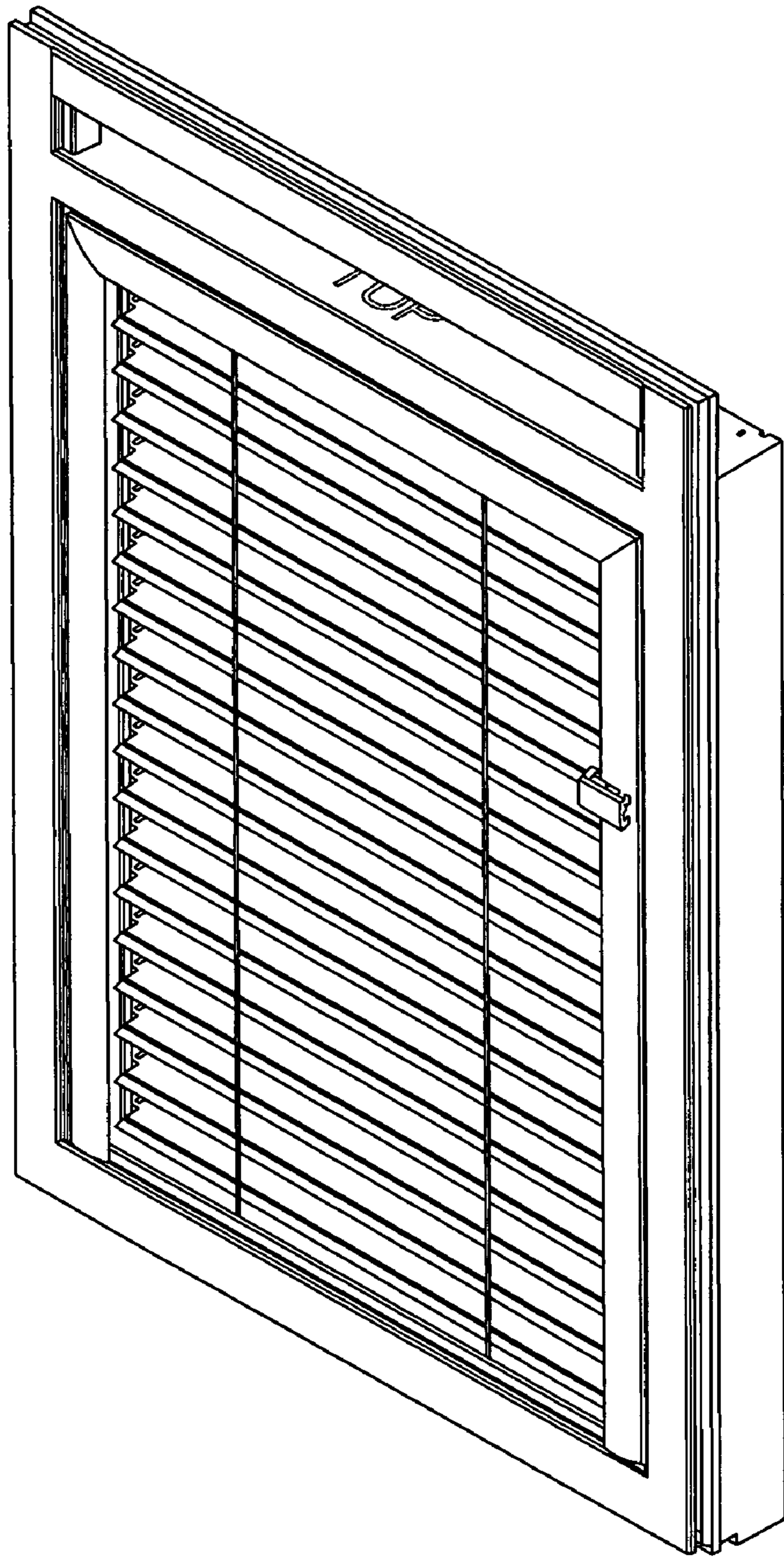


FIG. 1




FIG. 2




FIG. 3



FIG. 4




FIG. 5

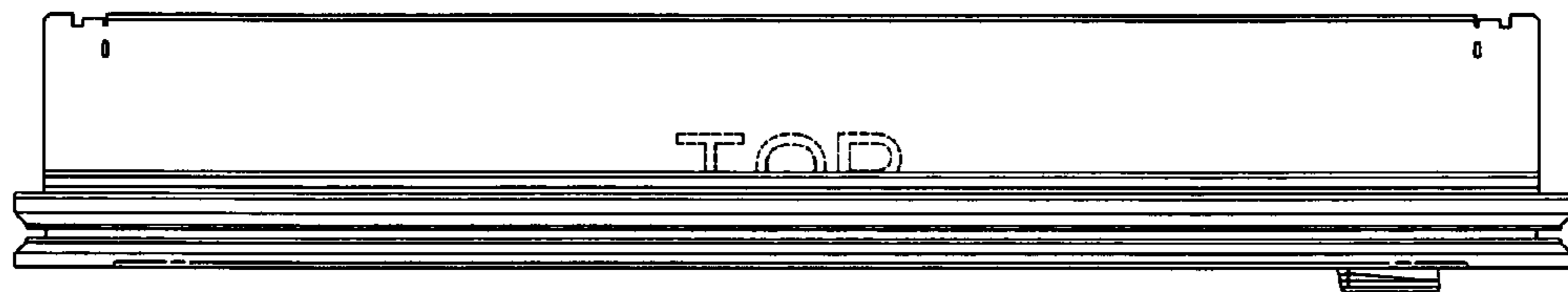


FIG. 6

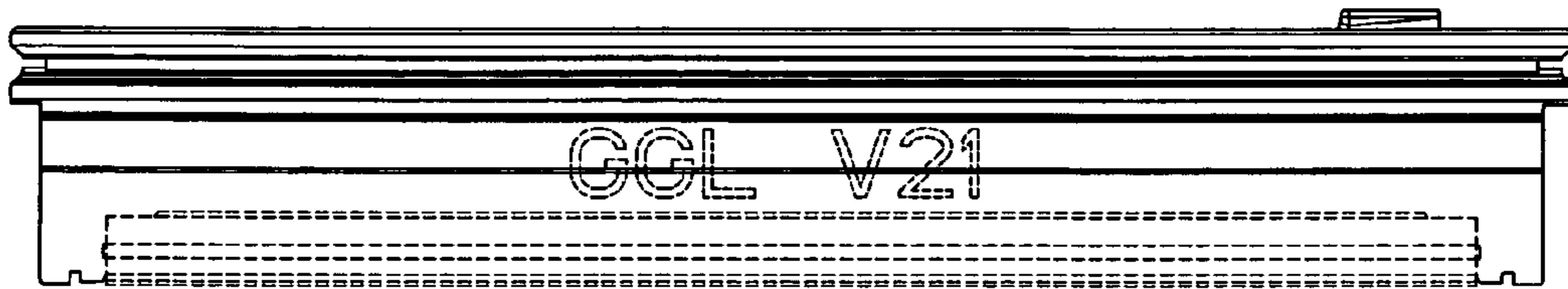


FIG. 7