



US00D602122S

(12) **United States Design Patent**
Corbett

(10) **Patent No.:** **US D602,122 S**
(45) **Date of Patent:** **** Oct. 13, 2009**

(54) **FAUCET**

(75) Inventor: **Jessina Corbett**, Chicago, IL (US)

(73) Assignee: **Masco Corporation of Indiana**,
Indianapolis, IN (US)

(**) Term: **14 Years**

(21) Appl. No.: **29/334,534**

(22) Filed: **Mar. 27, 2009**

(51) **LOC (9) Cl.** **23-01**

(52) **U.S. Cl.** **D23/238**

(58) **Field of Classification Search** D23/200,
D23/238-257; D6/512, 546, 550; D8/300,
D8/307-308, 310-312, 321; 4/675-678;
137/801; 16/110.1, 441

See application file for complete search history.

(56) **References Cited**

U.S. PATENT DOCUMENTS

D413,160 S *	8/1999	Lord	D23/238
D421,096 S *	2/2000	Sawhney et al.	D23/238
D476,396 S *	6/2003	Hanna	D23/238
D517,651 S *	3/2006	Theberge	D23/238
D517,653 S *	3/2006	Ito	D23/238
D523,535 S *	6/2006	Fritz	D23/255
D528,633 S *	9/2006	Bayer	D23/238
D528,636 S *	9/2006	Latoracca	D23/238

D529,991 S *	10/2006	Egli et al.	D23/238
D532,084 S *	11/2006	Toyohara	D23/238
D540,913 S *	4/2007	Haug et al.	D23/238
D541,381 S *	4/2007	Haug et al.	D23/238
D569,950 S *	5/2008	Williams	D23/238

* cited by examiner

Primary Examiner—T. Chase Nelson

Assistant Examiner—Mark Cavanna

(74) *Attorney, Agent, or Firm*—Edgar A. Zarins; Nirav D. Parikh

(57) **CLAIM**

The ornamental design for a faucet, as shown and described.

DESCRIPTION

FIG. 1 is a front perspective view of a faucet showing my new design;

FIG. 2 is a rear perspective view thereof;

FIG. 3 is a front elevational view thereof;

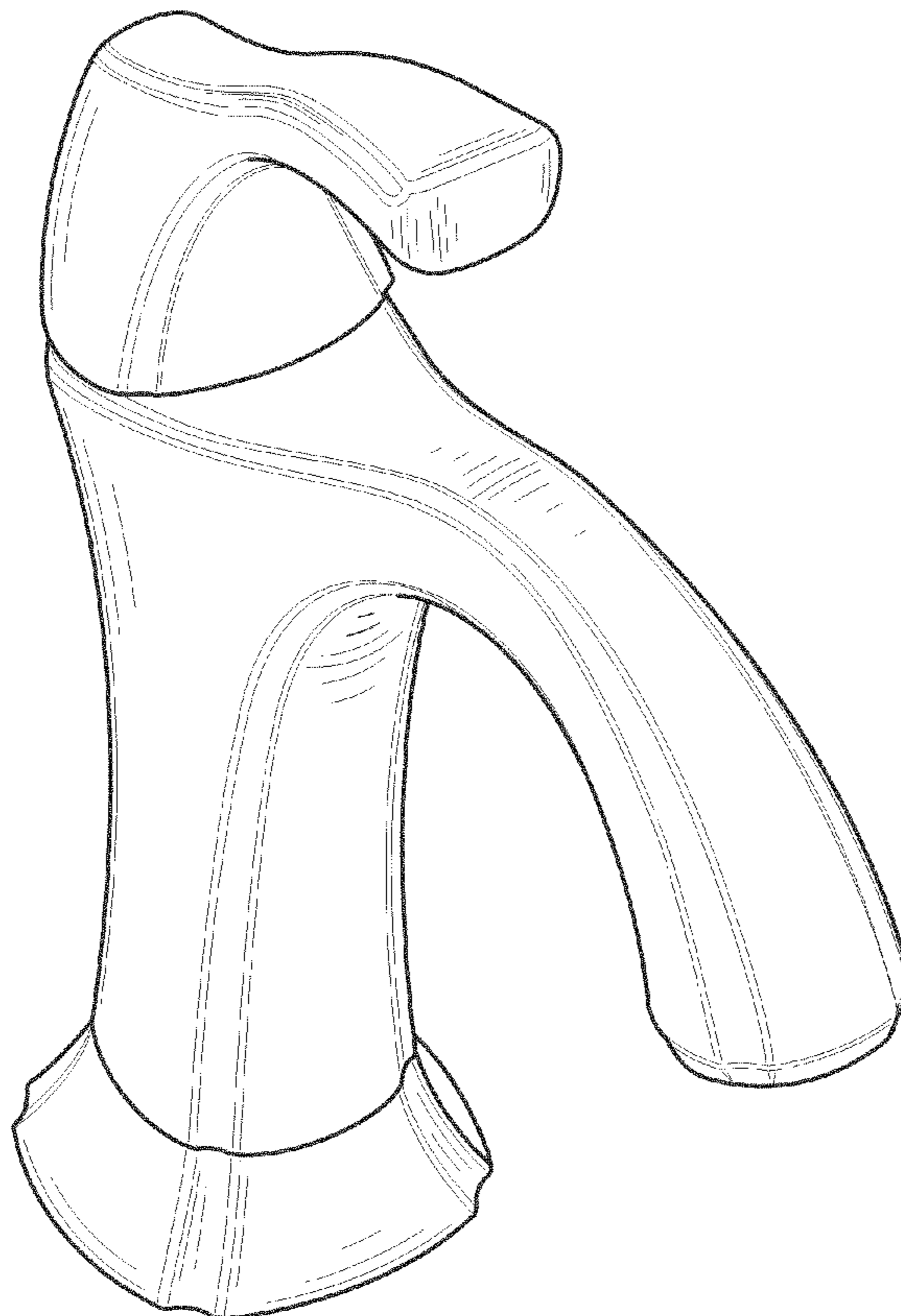
FIG. 4 is a rear elevational view thereof;

FIG. 5 is a top plan view thereof; and,

FIG. 6 is a right side elevational view thereof; the left side elevational view being a mirror image thereof.

The broken lines in the drawings represent unclaimed portions of the faucet and form no part thereof.

1 Claim, 5 Drawing Sheets



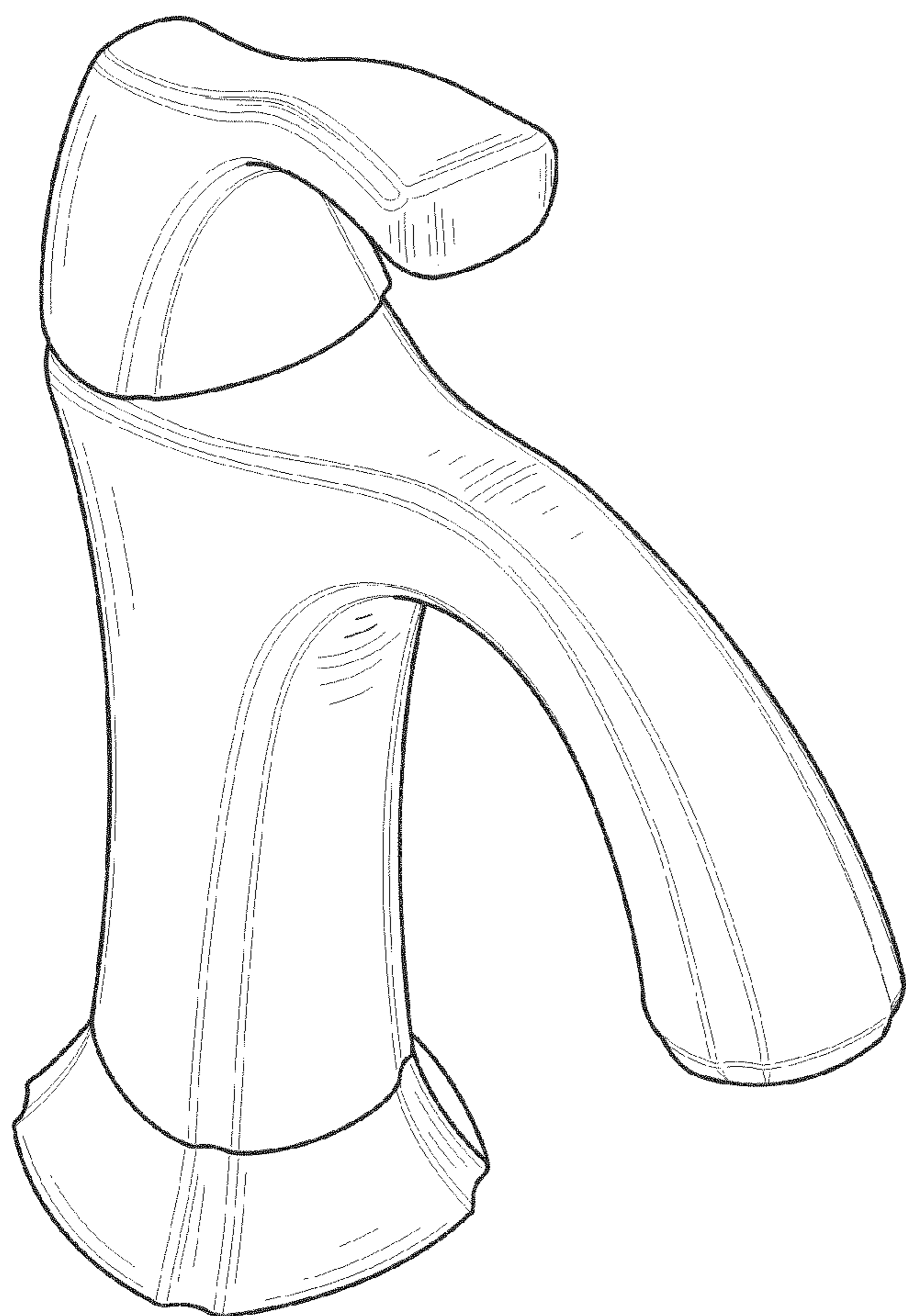


FIG. 1

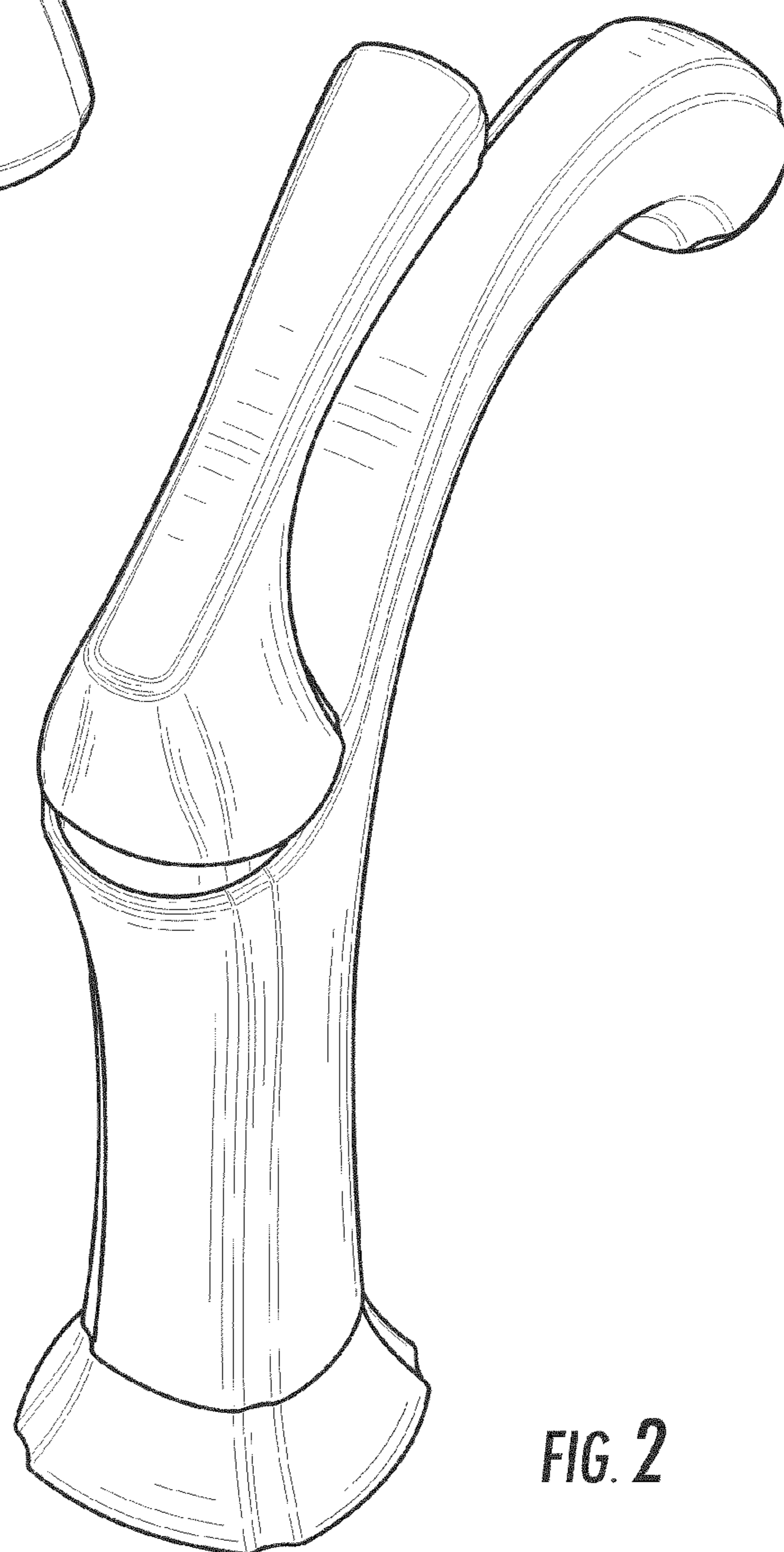


FIG. 2

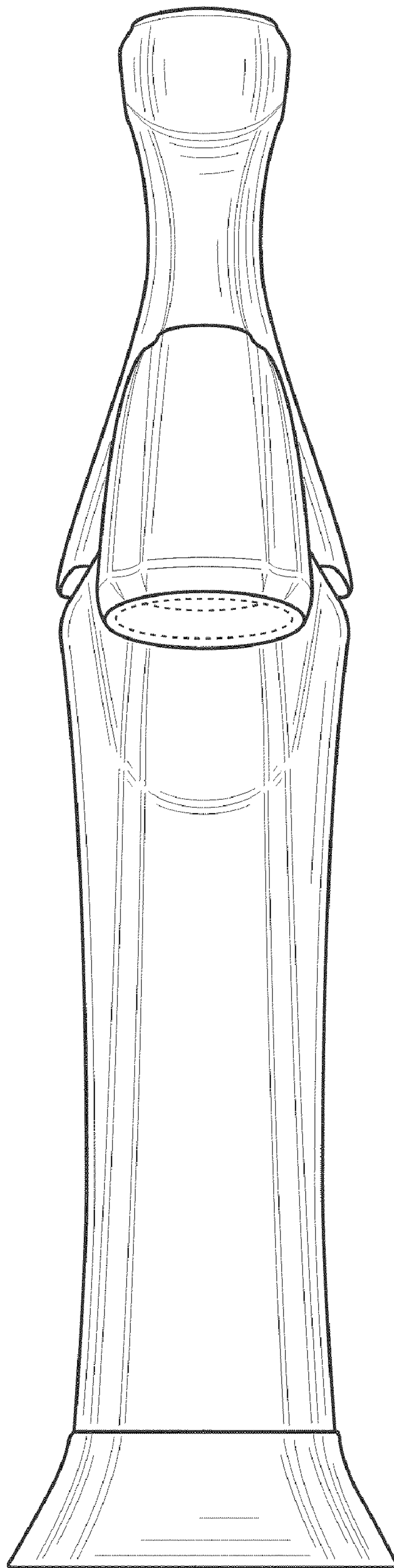


FIG. 3




FIG. 4

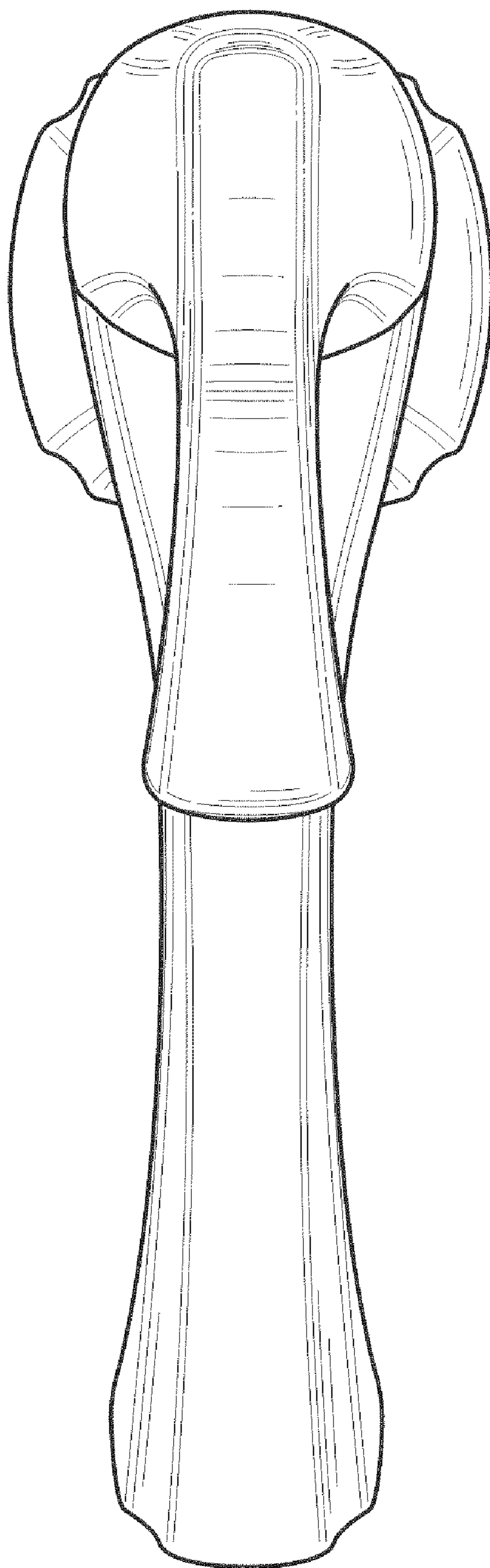


FIG. 5

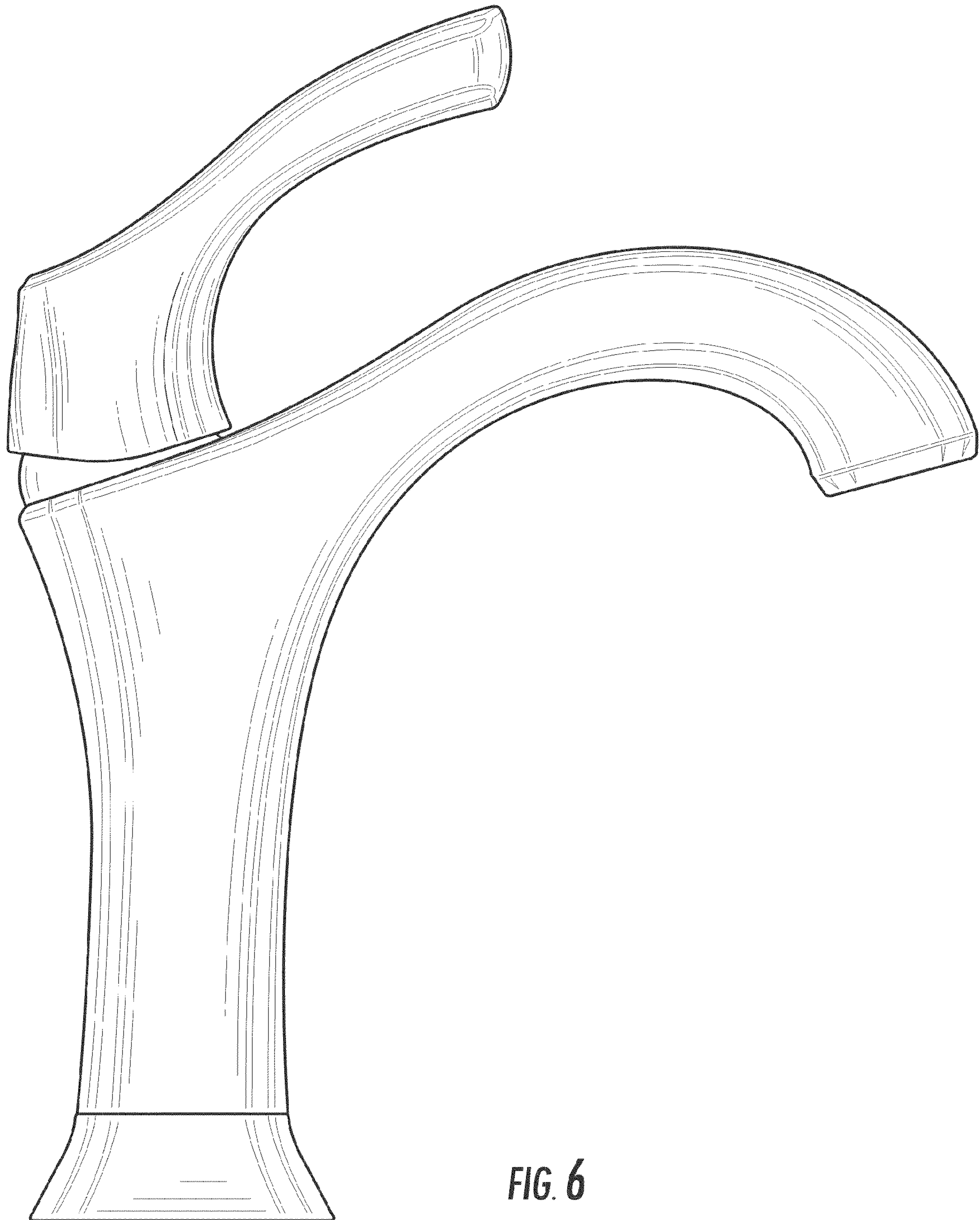


FIG. 6