



US00D602100S

(12) **United States Design Patent**
Wills

(10) **Patent No.:** **US D602,100 S**

(45) **Date of Patent:** **** Oct. 13, 2009**

(54) **GOLF BALL**

(76) Inventor: **Roland Haines Wills**, 28435 Ronea,
Mission Viejo, CA (US) 92692

(**) Term: **14 Years**

(21) Appl. No.: **29/333,911**

(22) Filed: **Mar. 17, 2009**

(51) **LOC (9) Cl.** **21-02**

(52) **U.S. Cl.** **D21/709; D21/712**

(58) **Field of Classification Search** D21/707-714,
D21/789-796; 473/351-354, 378-385, 569-577,
473/592-614

See application file for complete search history.

(56) **References Cited**

U.S. PATENT DOCUMENTS

3,885,795	A *	5/1975	Brewer	473/165
5,228,687	A *	7/1993	Luecke et al.	473/596
5,759,676	A *	6/1998	Cavallaro et al.	428/215
5,846,141	A *	12/1998	Morgan et al.	473/377
5,936,190	A *	8/1999	Buzick	102/502
6,248,974	B1 *	6/2001	Wai	219/121.69
6,908,662	B2 *	6/2005	Pearce	428/188
6,981,927	B2 *	1/2006	Aoyama	473/378
7,018,311	B2 *	3/2006	Ou	473/603
7,232,382	B2 *	6/2007	Kennedy et al.	473/354
7,300,357	B2 *	11/2007	Breaker et al.	473/280
7,468,002	B2 *	12/2008	Robledo et al.	473/52

D586,419 S * 2/2009 Tonkin D21/791

FOREIGN PATENT DOCUMENTS

EP 000032925-001 * 5/2003
WO WO 9807474 A1 * 2/1998

OTHER PUBLICATIONS

Golf Ball shown on webpage: <http://web.archive.org/web/20051220014116://www.golfcross.com/golfcross/history/1991.jpeg>.*

Golf Ball shown on webpage: http://www.web.archive.org/web/20051024232704/http://www.golfcross.com/golfcross/media/16_ovalball.jpeg.*

Golf Ball shown on webpage: <http://web.archive.org/web/20051220011211/http://www.golfcross.com/golfcross/history/1997.jpeg>.*

* cited by examiner

Primary Examiner—Catherine Tuttle

(74) *Attorney, Agent, or Firm*—Eric Hanscom; Todd Langford

(57) **CLAIM**

The ornamental design for an golf ball, as shown.

DESCRIPTION

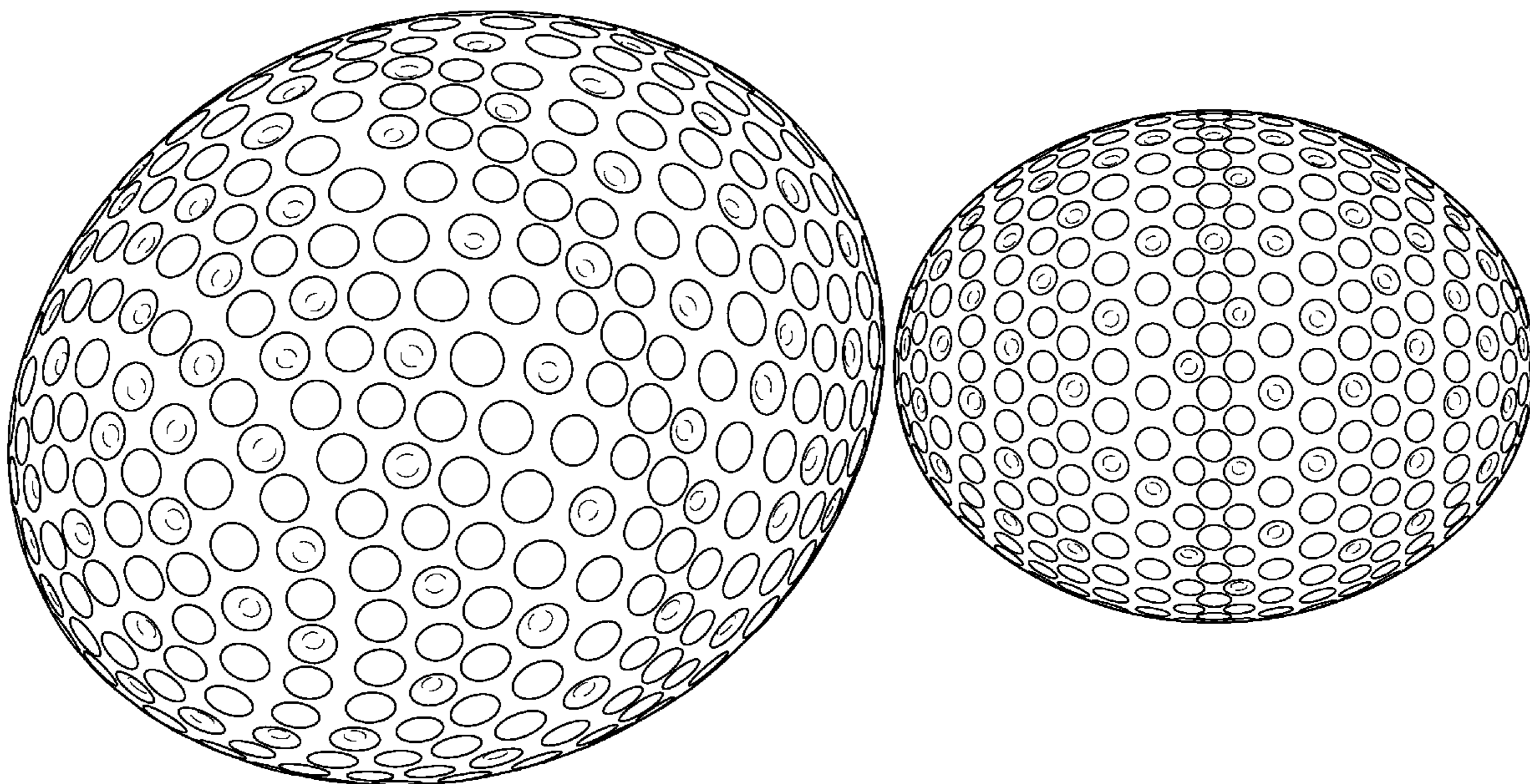
FIG. 1 is a perspective view of my new design;

FIG. 2 is an end view thereof; and,

FIG. 3 is a side view thereof.

The golf ball has a long axis and a short axis, and is covered with a plurality of small indentations.

1 Claim, 2 Drawing Sheets



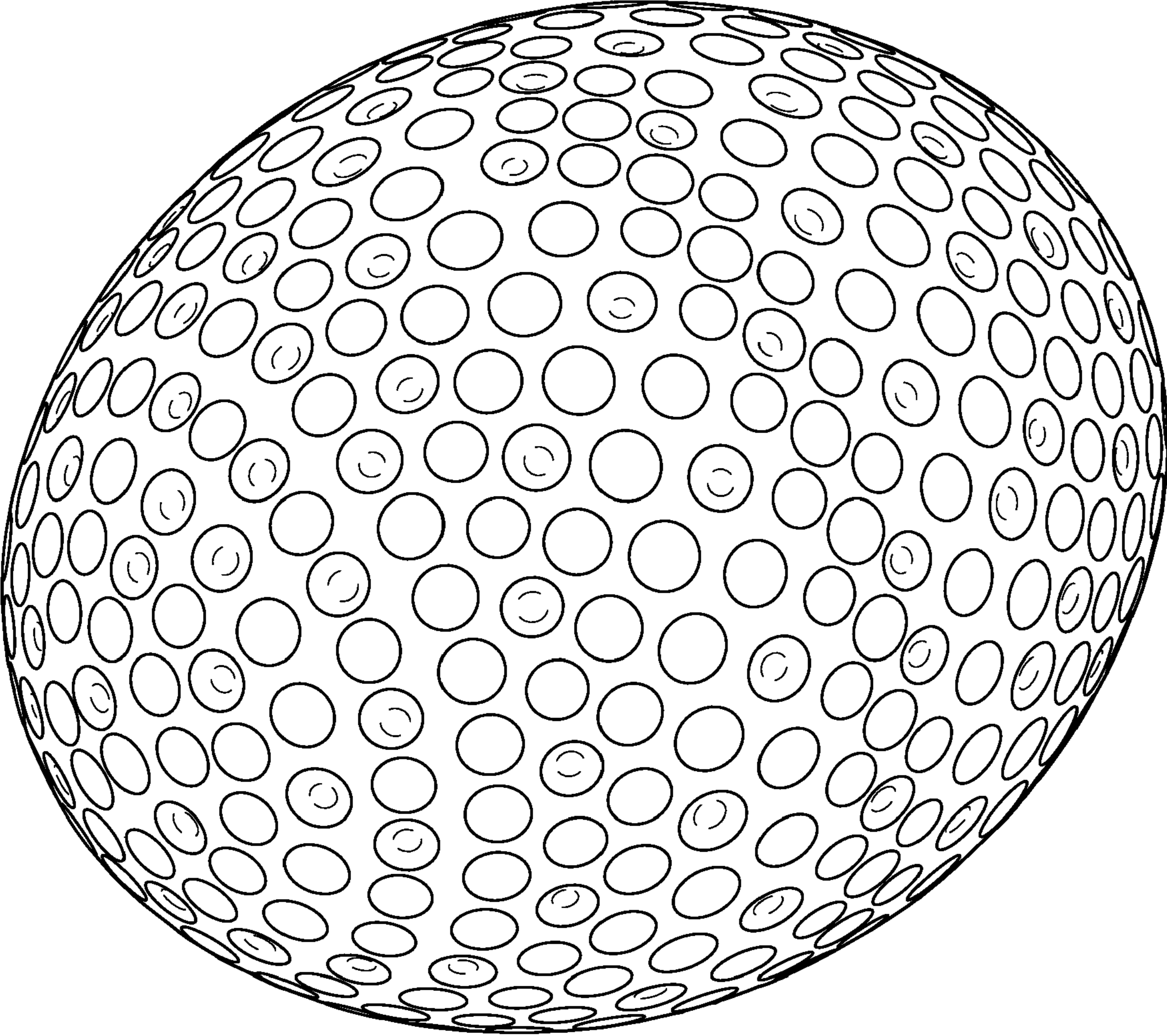


FIG. 1

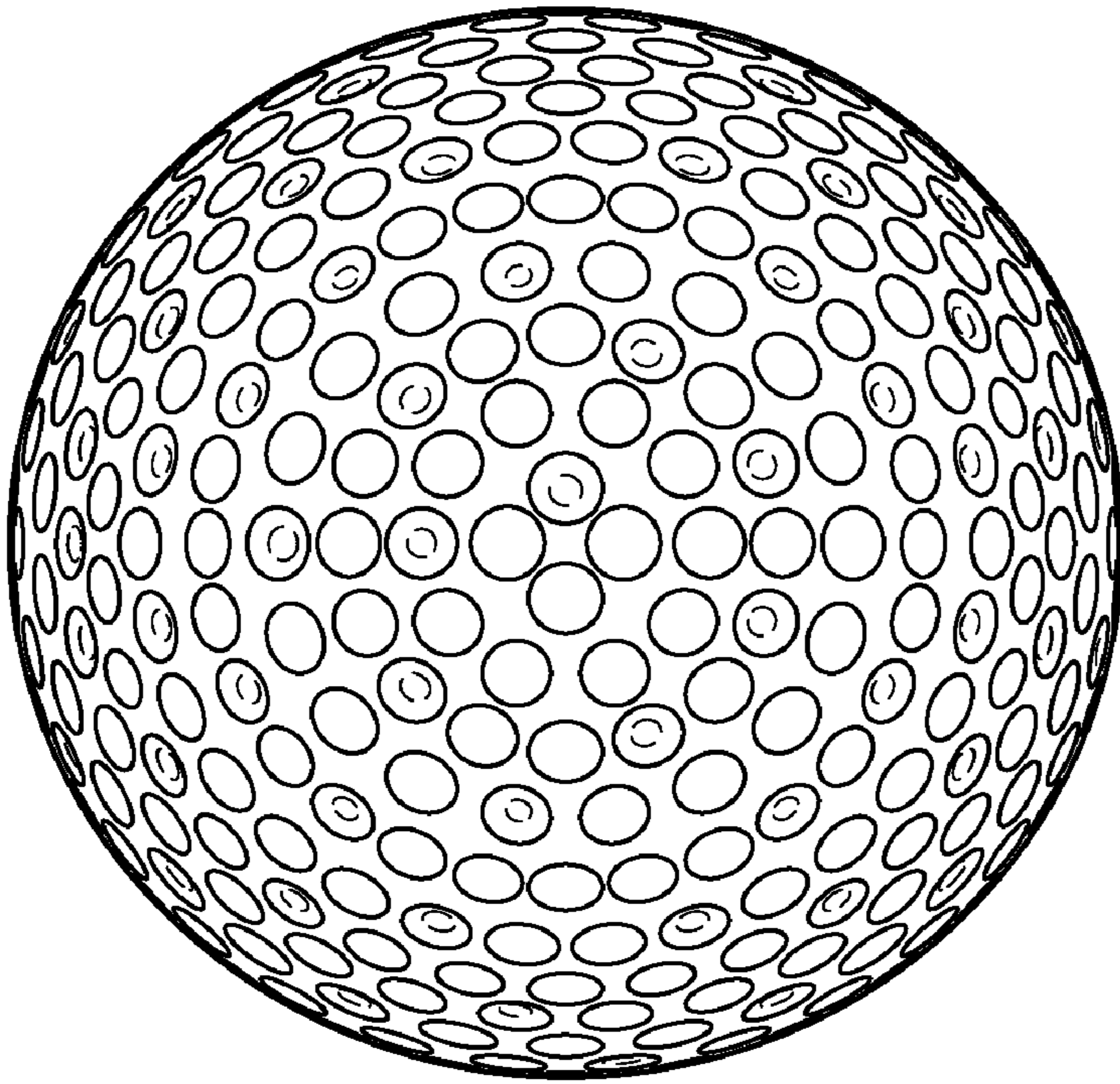


FIG. 3




FIG. 2