



US00D602088S

(12) **United States Design Patent**
Ma

(10) **Patent No.:** **US D602,088 S**
(45) **Date of Patent:** **** Oct. 13, 2009**

(54) **PEN**
(75) **Inventor:** **Qiankun Ma**, Ningbo (CN)
(73) **Assignee:** **Beifa Group Co., Ltd.**, Ningbo (CN)
(**) **Term:** **14 Years**
(21) **Appl. No.:** **29/326,688**
(22) **Filed:** **Oct. 22, 2008**

D501,511 S 2/2005 Bain
D508,082 S 8/2005 Bain
D532,821 S * 11/2006 Banderet D19/51
D534,955 S * 1/2007 Huxiong D19/50
D535,695 S 1/2007 Chen
D540,384 S * 4/2007 Qiu D19/43
D566,178 S 4/2008 Qiu
D572,761 S 7/2008 Zhang
D577,066 S 9/2008 Zhao

(30) **Foreign Application Priority Data**
Apr. 22, 2008 (CN) 2008 3 0122294
(51) **LOC (9) Cl.** **19-06**
(52) **U.S. Cl.** **D19/50**
(58) **Field of Classification Search** D19/35,
D19/36, 41, 42, 43, 44, 45, 46, 47, 48, 49,
D19/50, 51, 54, 55, 56, 57; 24/11 F, 11 P,
24/11 R; 401/6, 52, 99, 100, 104, 105, 106,
401/107, 108, 109, 192, 195, 243, 244, 245,
401/246, 247; 362/118
See application file for complete search history.

OTHER PUBLICATIONS

Ma, Q., "Pen," U.S. Appl. No. 29/326,689, filed Oct. 22, 2008.

* cited by examiner

Primary Examiner—Elizabeth A Albert

Assistant Examiner—Karen E Eldridge Powers

(74) *Attorney, Agent, or Firm*—Christensen O'Connor Johnson Kindness PLLC

(56) **References Cited**
U.S. PATENT DOCUMENTS
D340,476 S 10/1993 Hiromori
D363,739 S 10/1995 Petrillo
D366,498 S 1/1996 Abe
D472,272 S 3/2003 Koury
D472,576 S 4/2003 Koury
D496,961 S * 10/2004 Daida D19/43
D499,138 S 11/2004 Banderet
D500,520 S 1/2005 Bain
D500,792 S 1/2005 Bain

(57) **CLAIM**

The ornamental design for a pen, as shown and described.

DESCRIPTION

FIG. 1 is an upper right perspective view of a pen showing my new design;

FIG. 2 is a rear elevation view thereof;

FIG. 3 is a bottom plan view thereof;

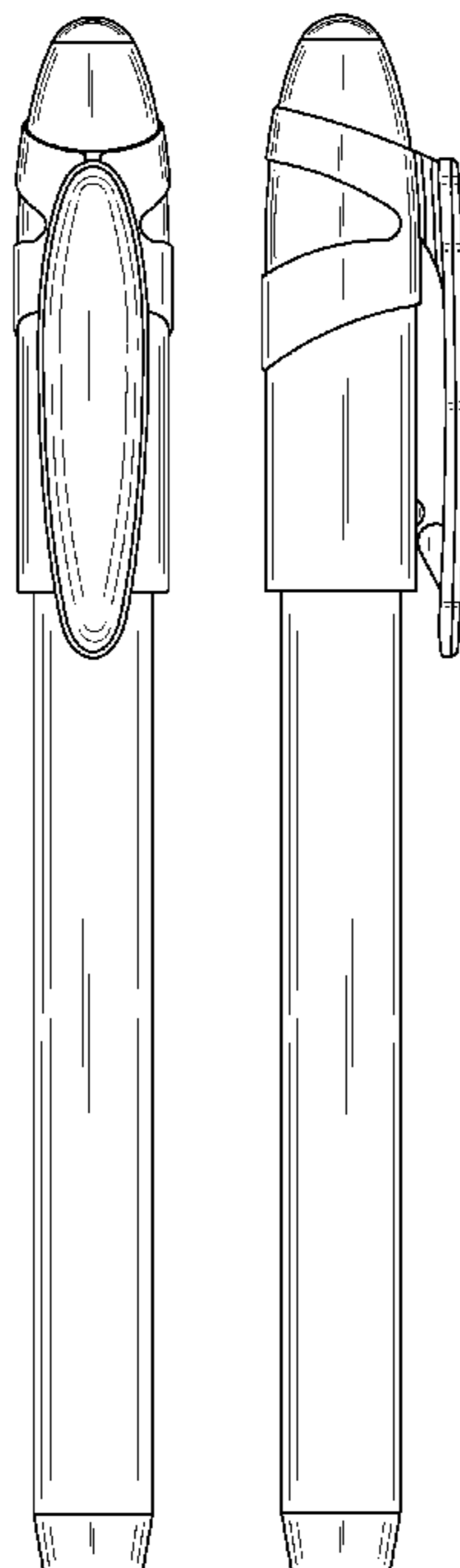
FIG. 4 is a right side elevation view thereof;

FIG. 5 is a front elevation view thereof;

FIG. 6 is a top plan view thereof; and,

FIG. 7 is a left side elevation view thereof.

1 Claim, 3 Drawing Sheets



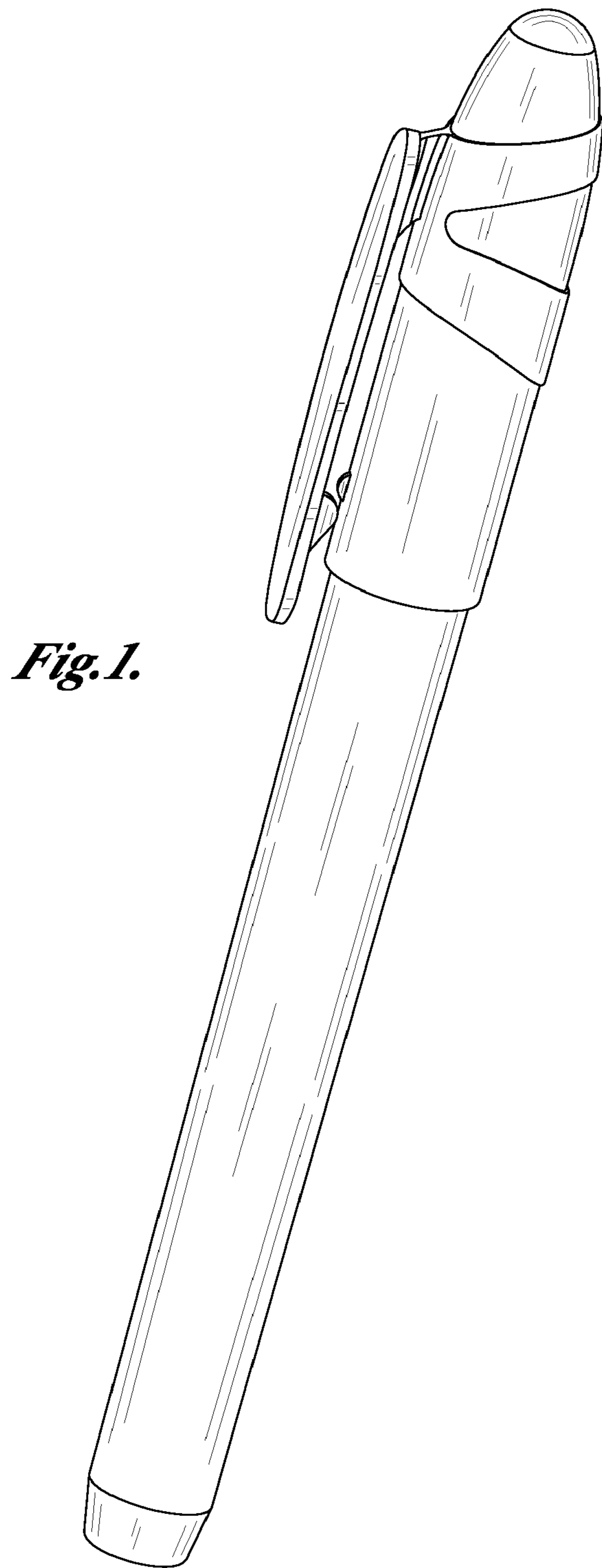


Fig. 1.

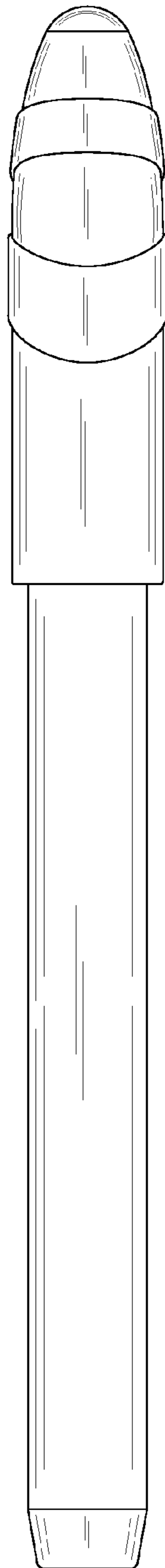


Fig. 2.

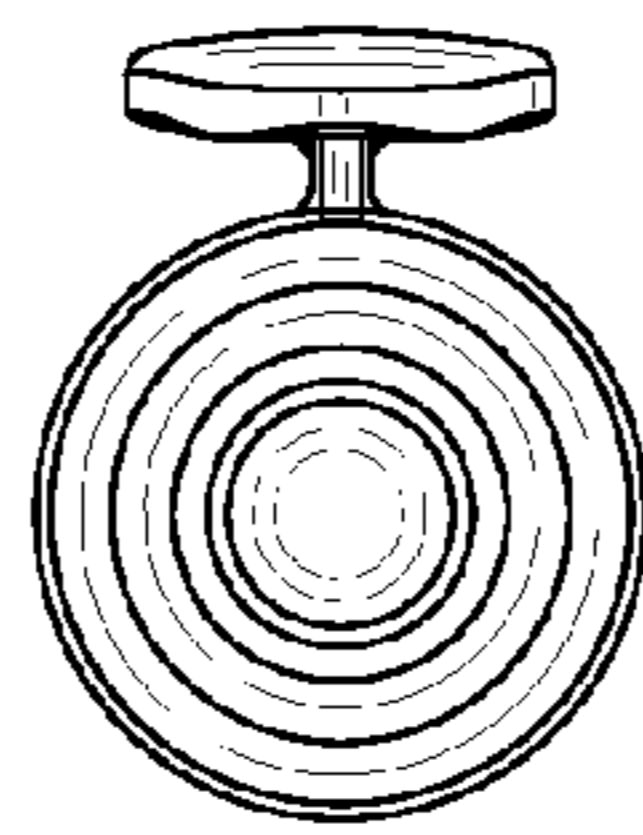


Fig. 3.

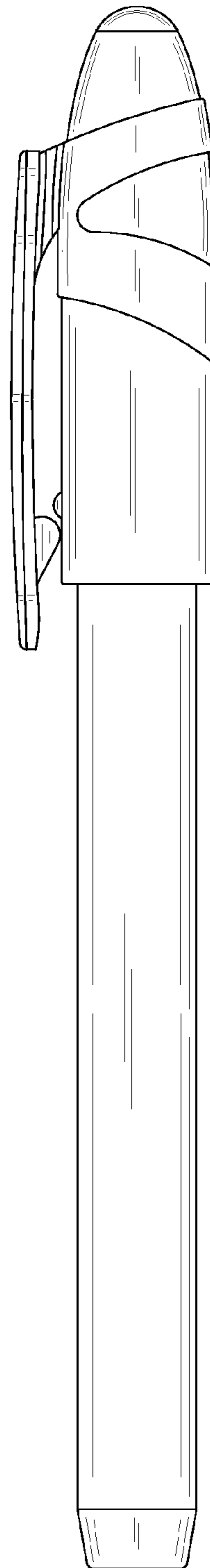


Fig. 4.

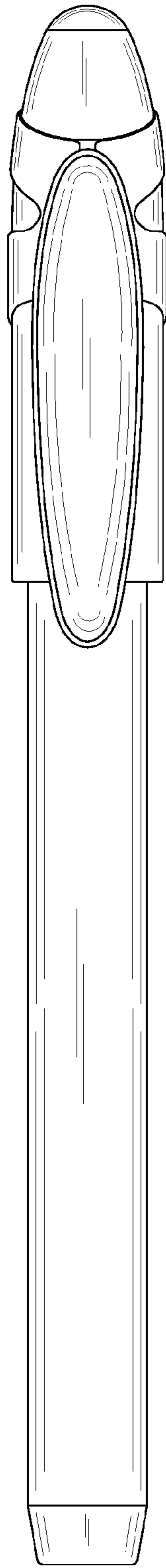


Fig. 5.

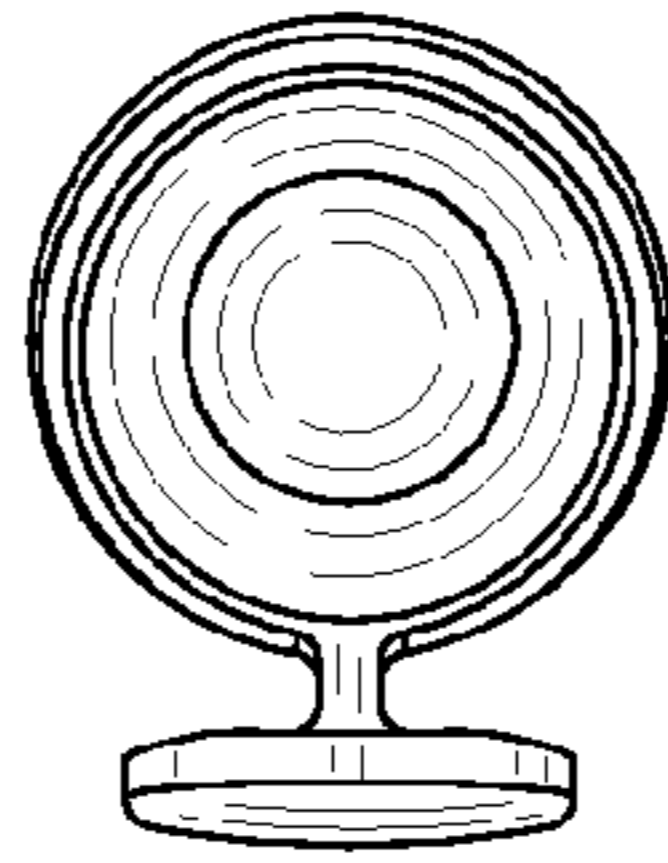


Fig. 6.

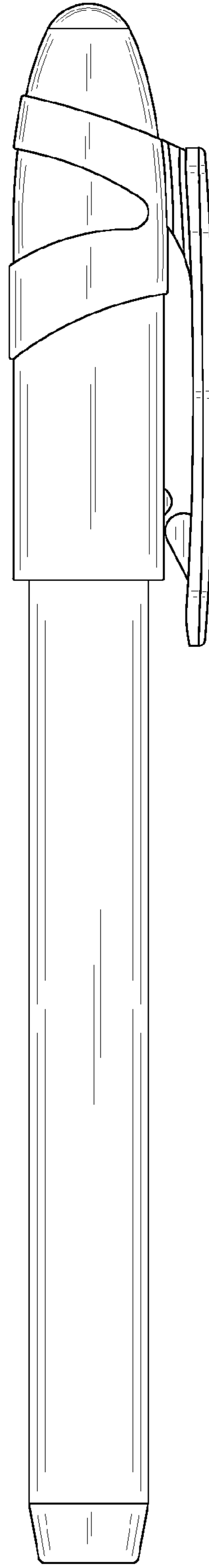


Fig. 7.