



US00D602084S

(12) **United States Design Patent**  
**Mackay et al.**

(10) **Patent No.:** **US D602,084 S**  
(45) **Date of Patent:** **\*\* Oct. 13, 2009**

(54) **PEN CAP**

(75) Inventors: **Brandon Mackay**, Salt Lake City, UT (US); **Barton Burdette**, Salt Lake City, UT (US)

(73) Assignee: **Snugz/USA, Inc.**, Salt Lake City, UT (US)

(\*\*) Term: **14 Years**

(21) Appl. No.: **29/328,726**

(22) Filed: **Dec. 1, 2008**

(51) **LOC (9) Cl.** ..... **19-06**

(52) **U.S. Cl.** ..... **D19/44; D19/57**

(58) **Field of Classification Search** ..... D19/35, D19/36, 41-51, 53-57; 24/11 F, 11 P, 11 R; 401/52, 99, 100, 104-109, 192, 195, 196  
See application file for complete search history.

(56) **References Cited**

**U.S. PATENT DOCUMENTS**

D310,542 S *	9/1990	Regnault	.....	D19/43
D327,911 S *	7/1992	Poisson	.....	D19/49
D443,370 S *	6/2001	Yu	.....	D26/37
D470,888 S *	2/2003	Kuboshima	.....	D19/66
D495,362 S *	8/2004	Qiu	.....	D19/43
6,832,867 B2	12/2004	Sandbach et al.		
D529,088 S *	9/2006	Gnesin	.....	D19/36

D531,216 S *	10/2006	Oas	.....	D19/36
D534,585 S *	1/2007	Oas	.....	D19/44
D538,341 S *	3/2007	Oas	.....	D19/44
D546,879 S *	7/2007	Qiu	.....	D19/44
D551,295 S *	9/2007	Chen	.....	D19/44
D573,643 S *	7/2008	Brigham et al.	.....	D19/57
D579,494 S *	10/2008	Chan et al.	.....	D19/36
2002/0090251 A1	7/2002	Sandbach et al.		

\* cited by examiner

*Primary Examiner*—Elizabeth A Albert

(74) *Attorney, Agent, or Firm*—Workman Nydegger

(57) **CLAIM**

The ornamental design for a pen cap, as shown and described.

**DESCRIPTION**

FIG. 1 is a front perspective view of a pen cap of the present invention;

FIG. 2 is a rear end view of the pen cap of FIG. 1;

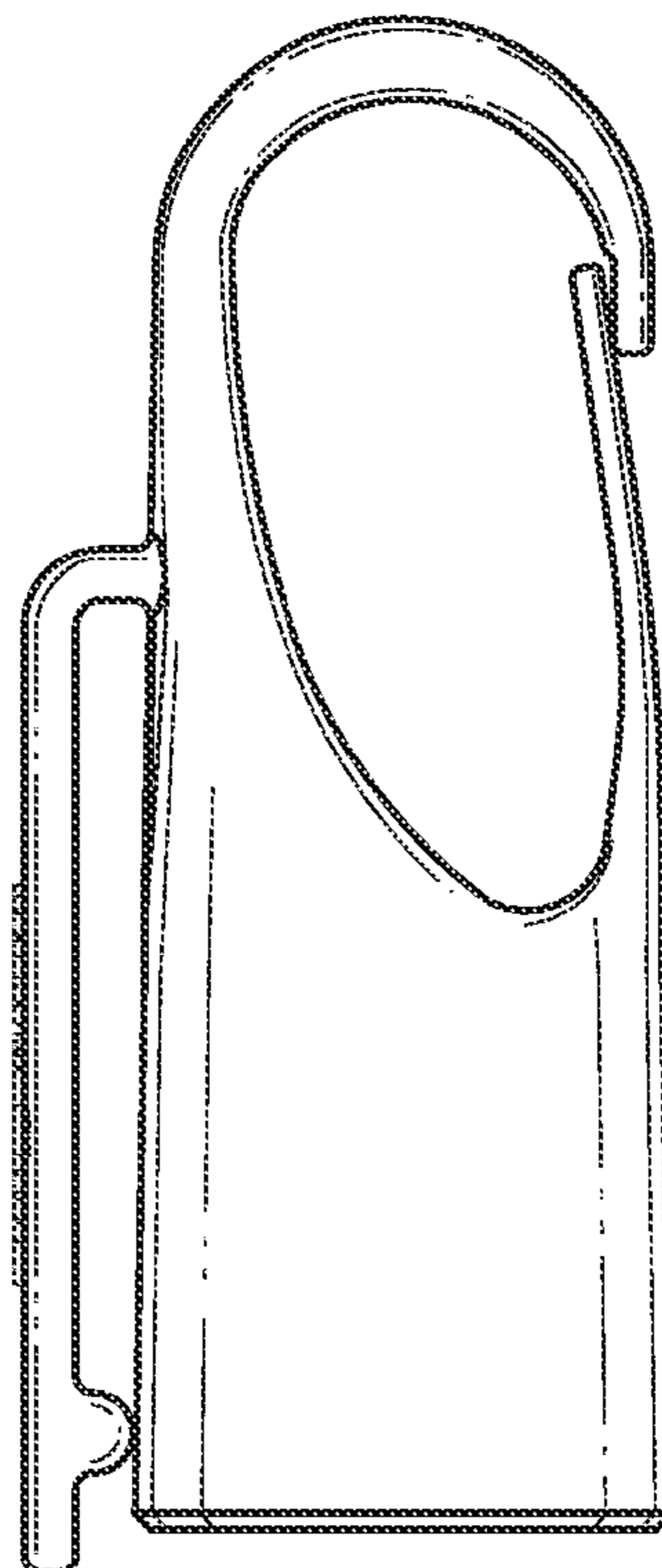
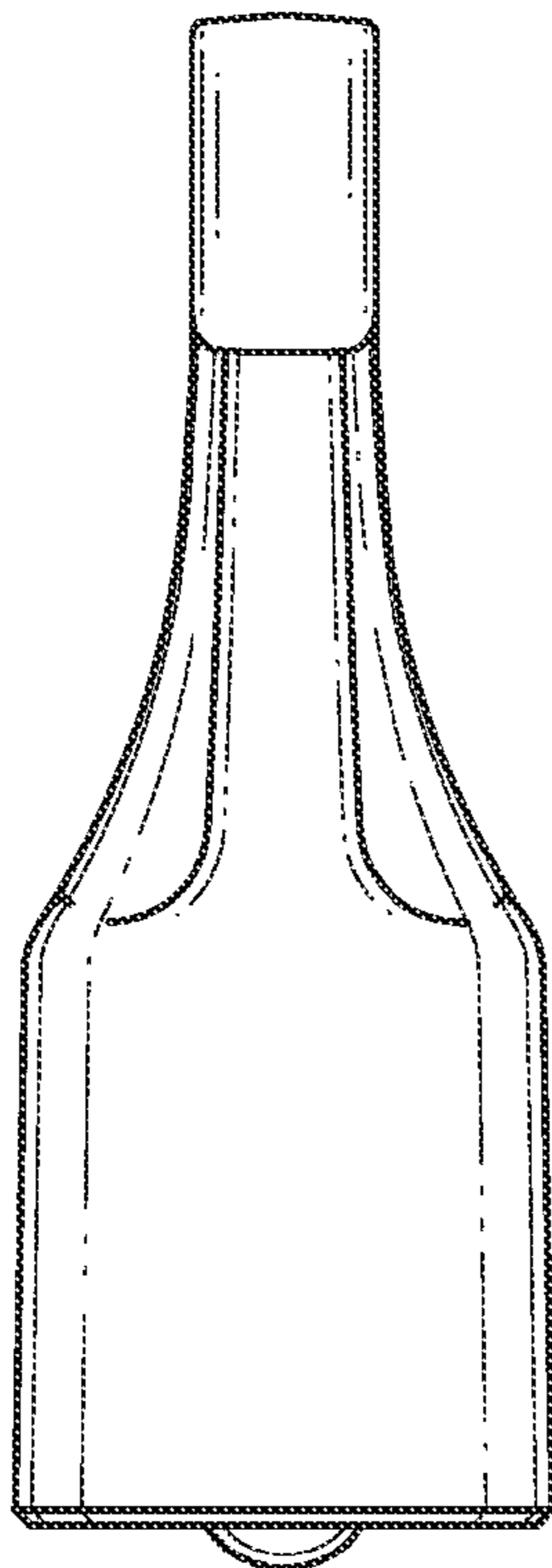
FIG. 3 is a front end view of the pen cap of FIG. 1;

FIG. 4 is a side view of the pen cap of FIG. 1, the opposing side view being a mirror image thereof; and,

FIG. 5 is a top view of the pen cap of FIG. 1;

The raised indicia on the clip in broken lines in FIGS. 2, 4, and 5 is shown for environmental purposes only and forms no part of the claimed design.

**1 Claim, 2 Drawing Sheets**



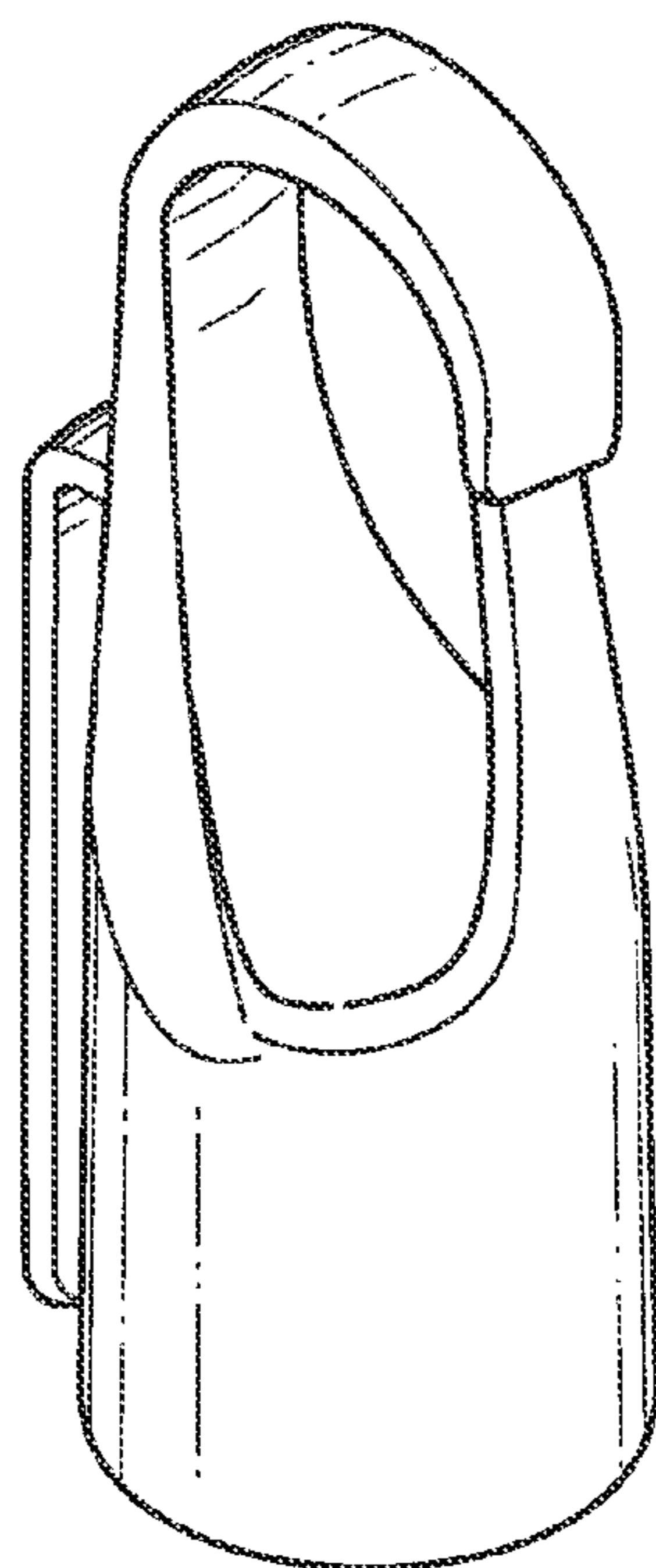


FIG. 1

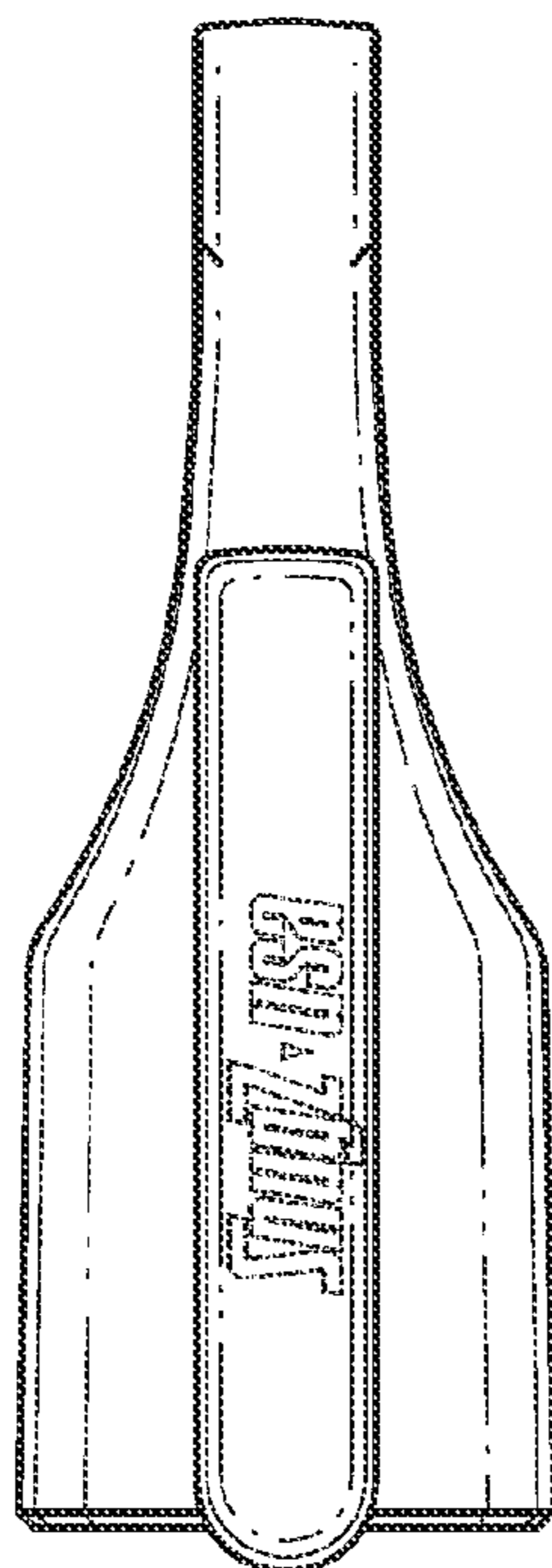


FIG. 2

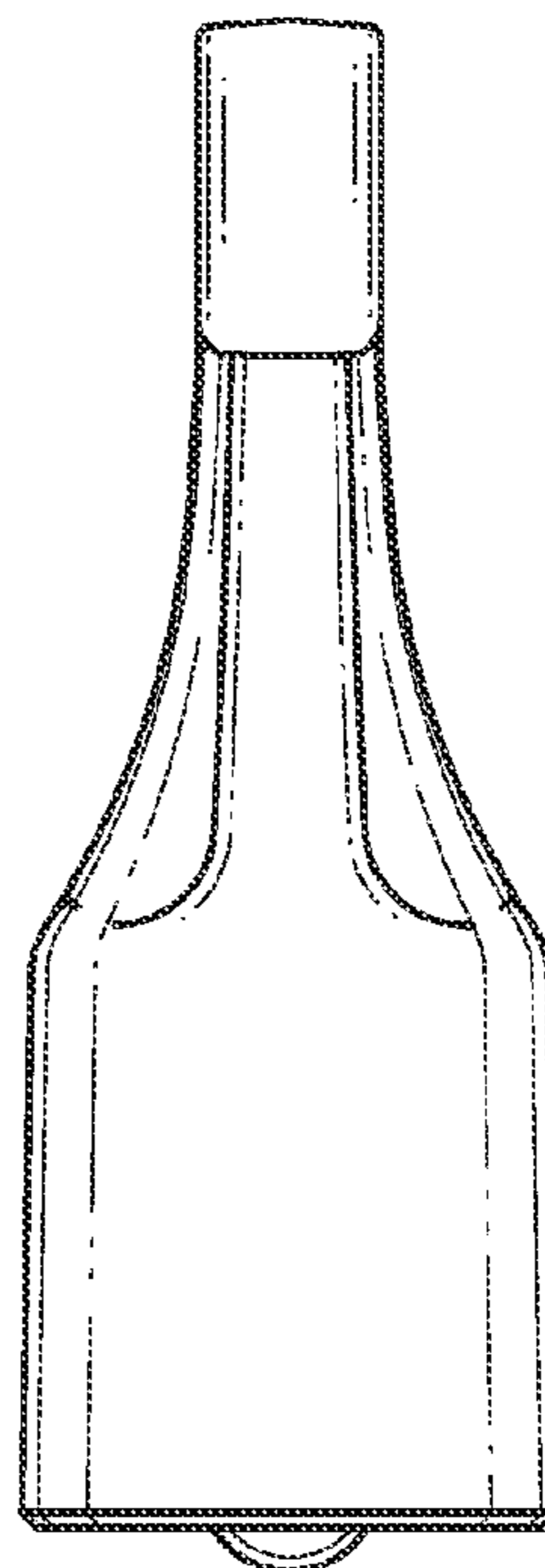
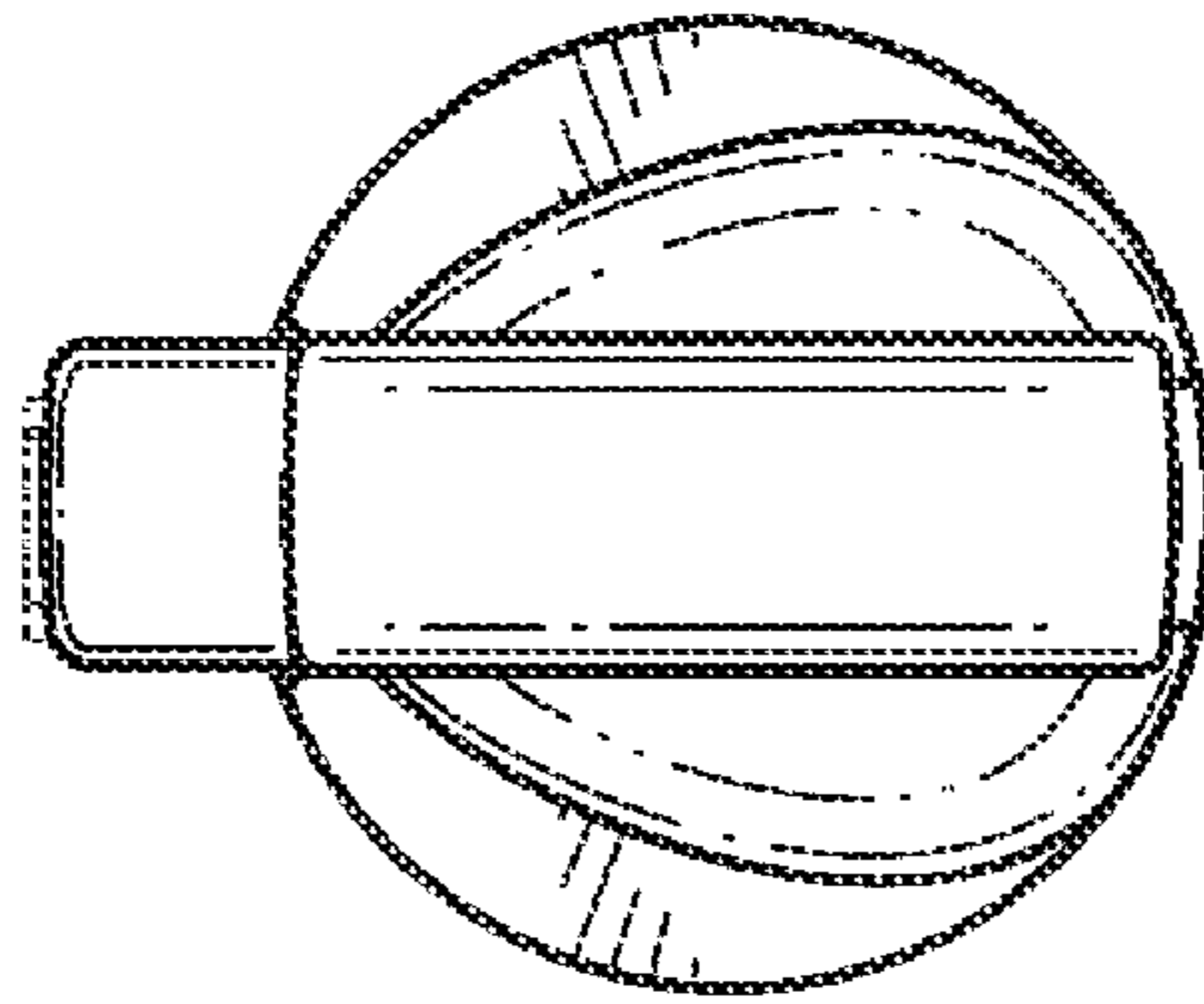
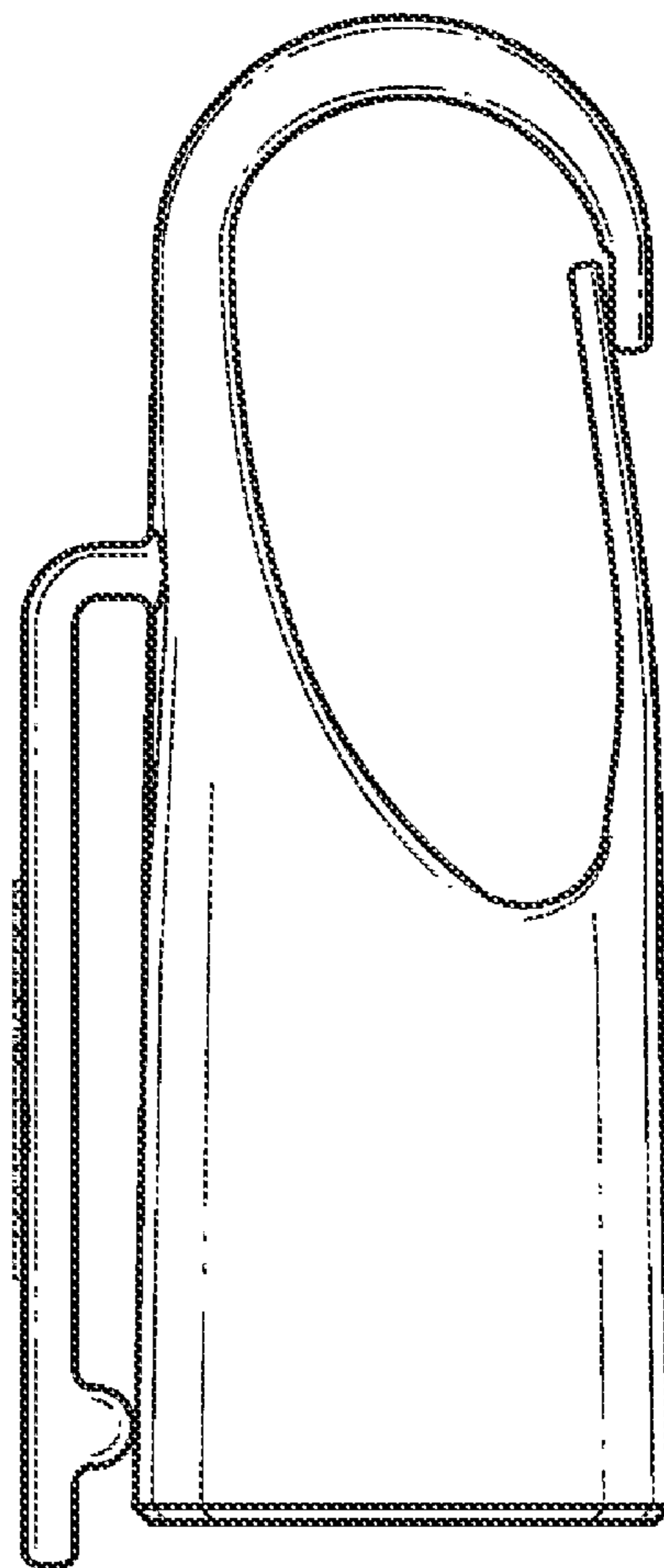


FIG. 3



**FIG. 5**



**FIG. 4**