



US00D602067S

(12) **United States Design Patent**  
**Lane et al.**

(10) **Patent No.:** **US D602,067 S**  
(45) **Date of Patent:** **\*\* Oct. 13, 2009**

(54) **EYEWEAR**  
(75) Inventors: **Henry Welling Lane**, San Luis Obispo, CA (US); **Eric Rhea**, San Luis Obispo, CA (US)

D522,040 S 5/2006 Lane  
7,083,276 B2 8/2006 Olney  
D535,678 S 1/2007 Lane et al.  
D544,019 S 6/2007 Lane  
7,267,434 B2 9/2007 Lane et al.  
D571,847 S \* 6/2008 Campbell et al. .... D16/326  
2006/0072065 A1 4/2006 Fernandez et al.

(73) Assignee: **Dioptics Medical Products, Inc.**, San Luis Obispo, CA (US)

**FOREIGN PATENT DOCUMENTS**

(\*\*) Term: **14 Years**

WO WO 99/56942 11/1999

(21) Appl. No.: **29/307,252**

**OTHER PUBLICATIONS**

(22) Filed: **Apr. 9, 2008**

U.S. Appl. No. 29/291,907, filed Sep. 20, 2007, Lane et al.

(51) **LOC (9) Cl.** ..... **16-06**  
(52) **U.S. Cl.** ..... **D16/321**  
(58) **Field of Classification Search** ..... D16/101,  
D16/300-342; D29/109-110; D24/110.2;  
351/41, 44, 51-52, 62, 158, 92, 103-123,  
351/140, 153; 2/426-432, 447-449, 441,  
2/436, 434-437; D21/483, 659-661  
See application file for complete search history.

\* cited by examiner

*Primary Examiner*—Raphael Barkai  
(74) *Attorney, Agent, or Firm*—Westberg Law Offices

(56) **References Cited**

(57) **CLAIM**

**U.S. PATENT DOCUMENTS**

The ornamental design for eyewear, as shown and described.

5,627,611 A 5/1997 Scheiner  
D428,913 S 8/2000 Kopfer  
6,233,342 B1 5/2001 Fernandez  
D447,507 S 9/2001 Lane  
D457,908 S 5/2002 Lane et al.  
6,550,914 B1 4/2003 Kopfer  
D481,410 S 10/2003 Lane  
6,641,263 B2 11/2003 Olney  
6,749,299 B1 6/2004 Hsu  
6,793,336 B2 9/2004 Min  
D510,379 S 10/2005 Lane

**DESCRIPTION**

FIG. 1 is a perspective view of eyewear showing the new design;

FIG. 2 is a top view thereof;

FIG. 3 is a bottom view thereof;

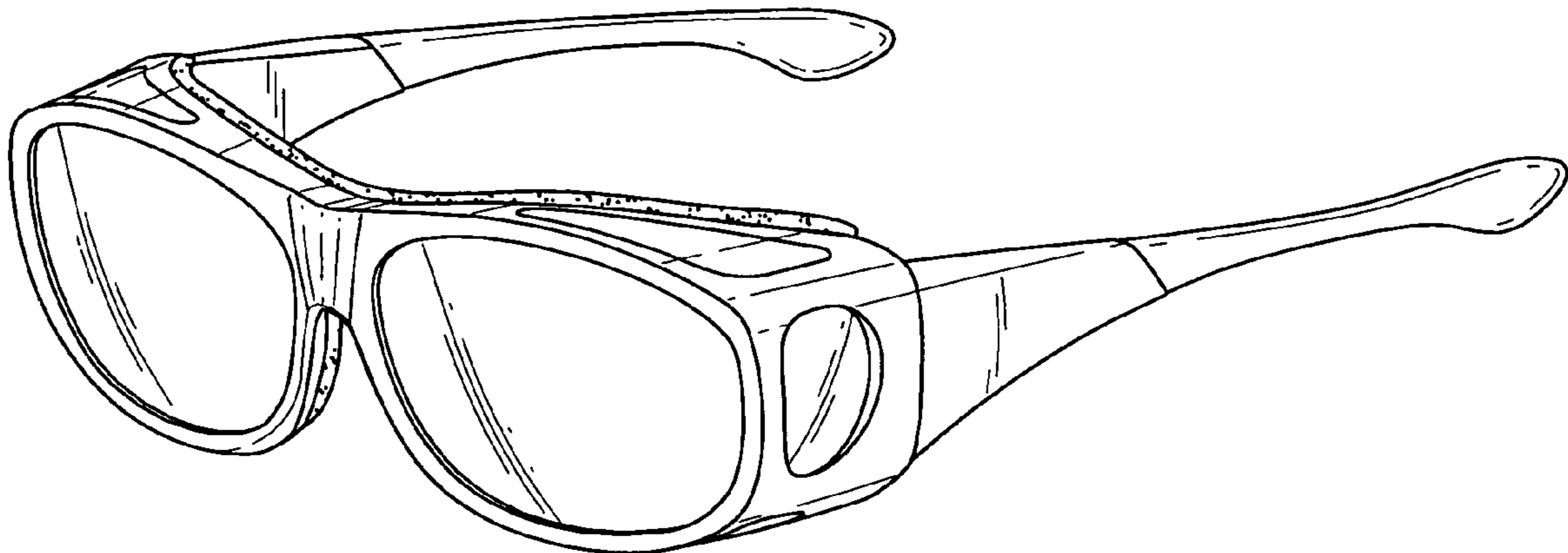
FIG. 4 is a front elevation view thereof;

FIG. 5 is a rear elevation view thereof; and,

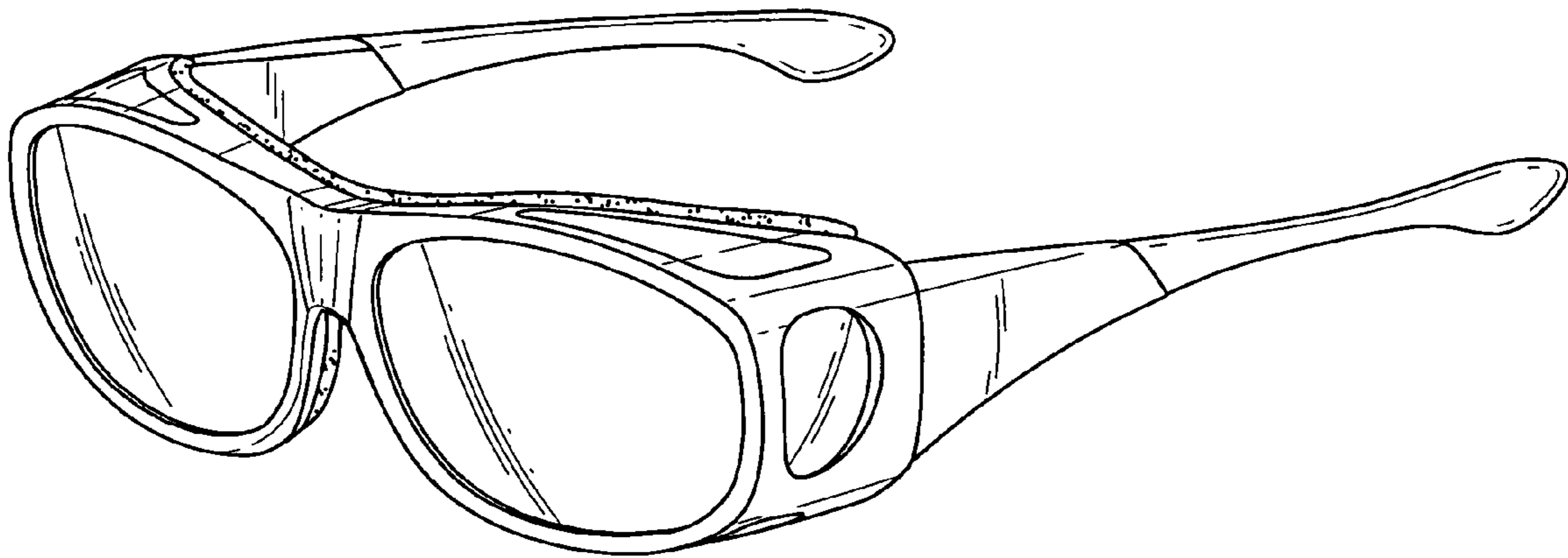
FIG. 6 is a right side elevation view thereof, the left side being a mirror image of the right side.

The broken lines showing visible structure are for illustrative purposes only and form no part of the claimed design.


**1 Claim, 5 Drawing Sheets**




**FIG. 1**



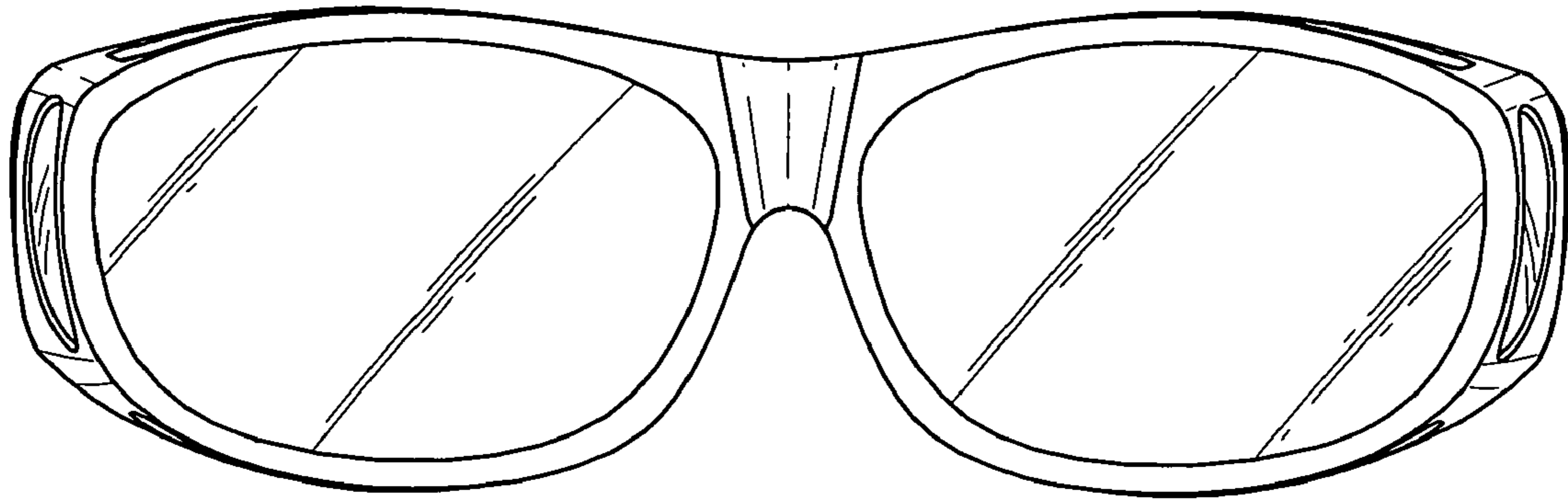
*FIG. 2*



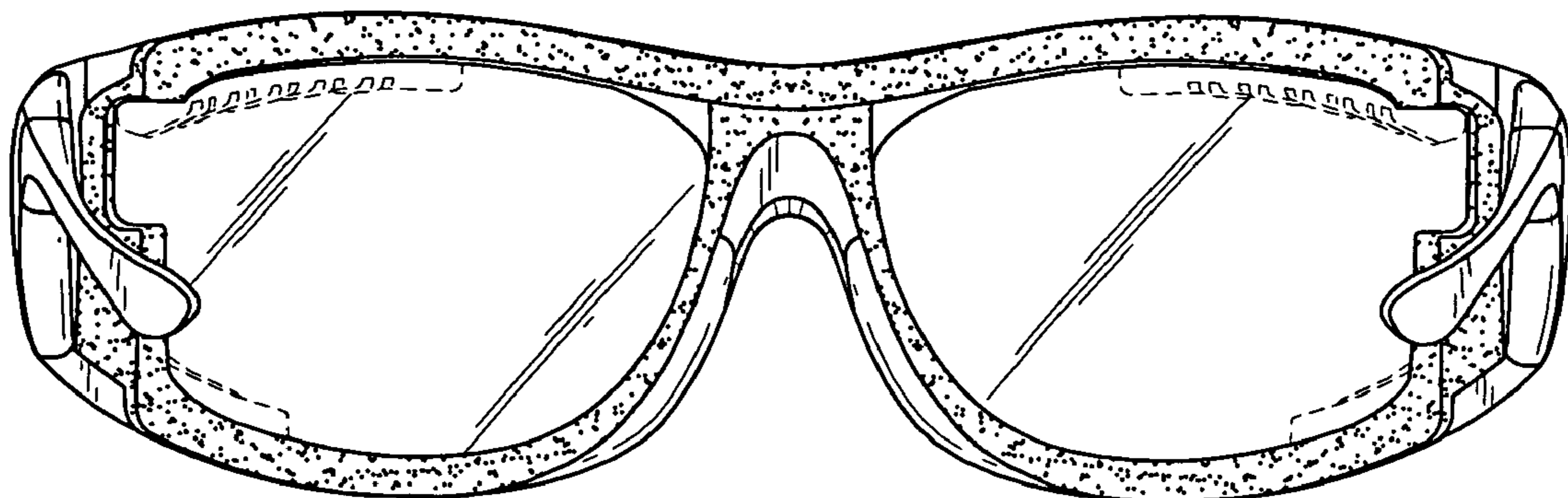
**FIG. 3**



**FIG. 4**



**FIG. 5**



**FIG. 6**

