



US00D602049S

(12) **United States Design Patent**  
**Yalçin et al.**

(10) **Patent No.:** **US D602,049 S**  
(45) **Date of Patent:** **\*\* Oct. 13, 2009**

(54) **REFRIGERATOR**

(75) Inventors: **Mustafa Yalçin**, Istanbul (TR); **Özgür Mutlu Öz**, Istanbul (TR); **Tugçe Karaca**, Istanbul (TR); **Deger Demircan**, Istanbul (TR); **Soner Ilgin**, Istanbul (TR); **Savas Onur Eroglu**, Istanbul (TR); **Ahmet Burak Veyisoglu**, Istanbul (TR); **Onur Onrat**, Istanbul (TR); **Ali Ihsan Inçukur**, Istanbul (TR); **Gizem Durakoglu**, Istanbul (TR)

(73) Assignee: **Arcelik Anonim Sirketi**, Istanbul (TR)

(\*\*) Term: **14 Years**

(21) Appl. No.: **29/331,784**

(22) Filed: **Jan. 30, 2009**

(51) **LOC (9) Cl.** ..... **15-07**

(52) **U.S. Cl.** ..... **D15/87**

(58) **Field of Classification Search** ..... D15/79–82,  
D15/85–88; D6/430, 432, 436, 446, 449;  
62/3.6, 246–255, 331, 337; 312/116, 400–408  
See application file for complete search history.

(56) **References Cited**

**U.S. PATENT DOCUMENTS**

D410,013 S \* 5/1999 Takasago et al. .... D15/86  
D411,211 S \* 6/1999 Higuchi et al. .... D15/80  
D451,935 S \* 12/2001 Yang et al. .... D15/85

D453,169 S \* 1/2002 Ma et al. .... D15/81  
D529,934 S \* 10/2006 Becke ..... D15/87  
D546,843 S \* 7/2007 Knoell et al. .... D15/87  
D547,335 S \* 7/2007 Knoell et al. .... D15/87  
D551,261 S \* 9/2007 Becke ..... D15/87  
D562,853 S \* 2/2008 Esteve et al. .... D15/87  
D579,032 S \* 10/2008 Nehring et al. .... D15/87  
D585,080 S \* 1/2009 Nehring et al. .... D15/87  
D585,913 S \* 2/2009 Nehring et al. .... D15/87  
D589,987 S \* 4/2009 Nehring et al. .... D15/87

\* cited by examiner

*Primary Examiner*—Stella M Reid

*Assistant Examiner*—Shanda C Hill

(74) *Attorney, Agent, or Firm*—Venable, Campillo, Logan & Meaney PC

(57) **CLAIM**

The ornamental design for a refrigerator, as shown and described.

**DESCRIPTION**

FIG. 1 is a side perspective view of a refrigerator, showing our new design;

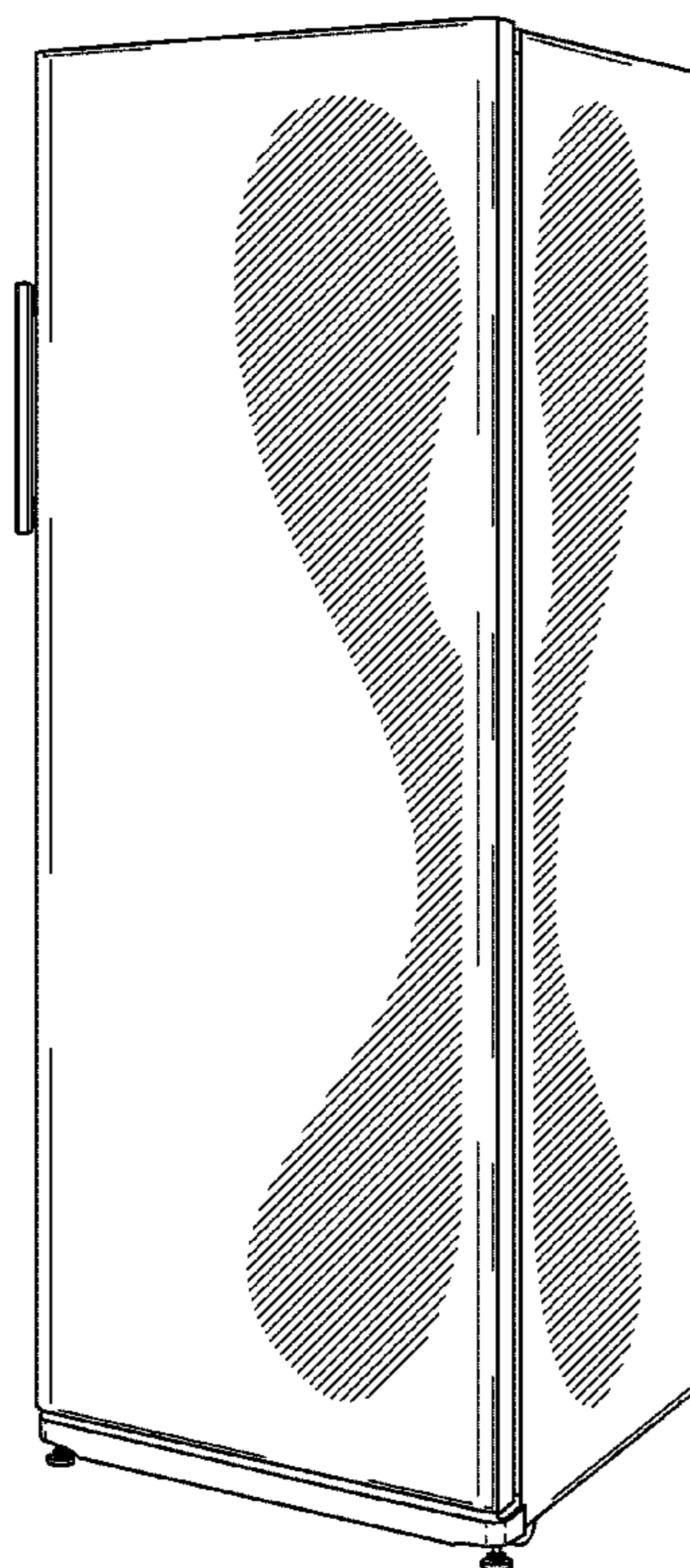
FIG. 2 is a front view thereof;

FIG. 3 is a first side view thereof;

FIG. 4 is a second side view thereof; and,

FIG. 5 is a top view thereof.

**1 Claim, 5 Drawing Sheets**



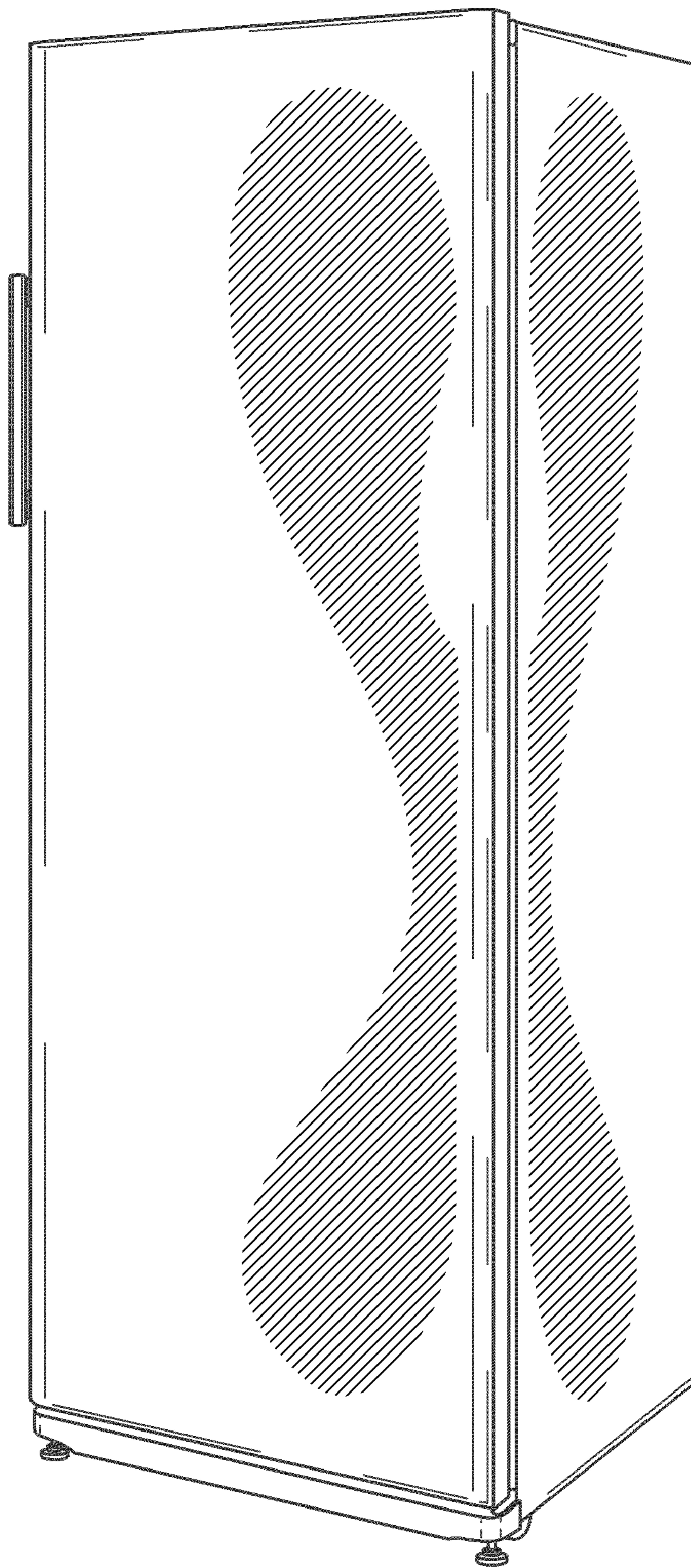


Fig. 1

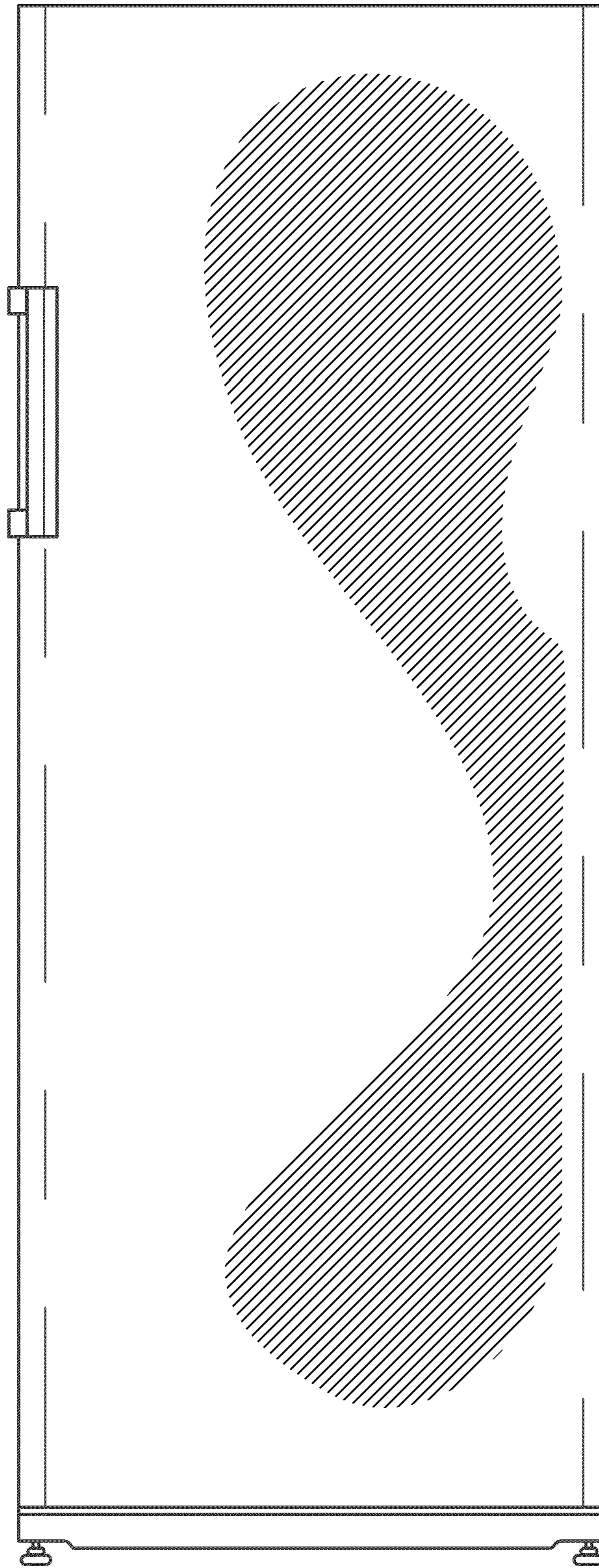


Fig. 2

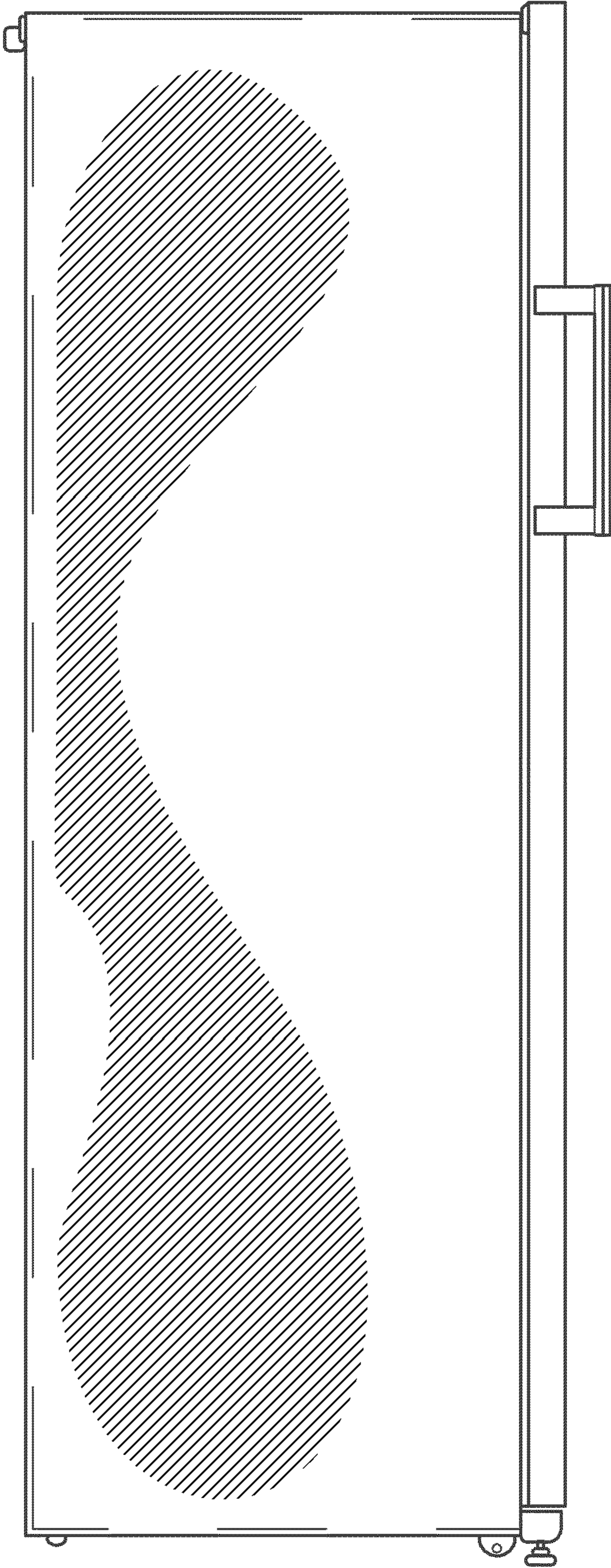


Fig. 3

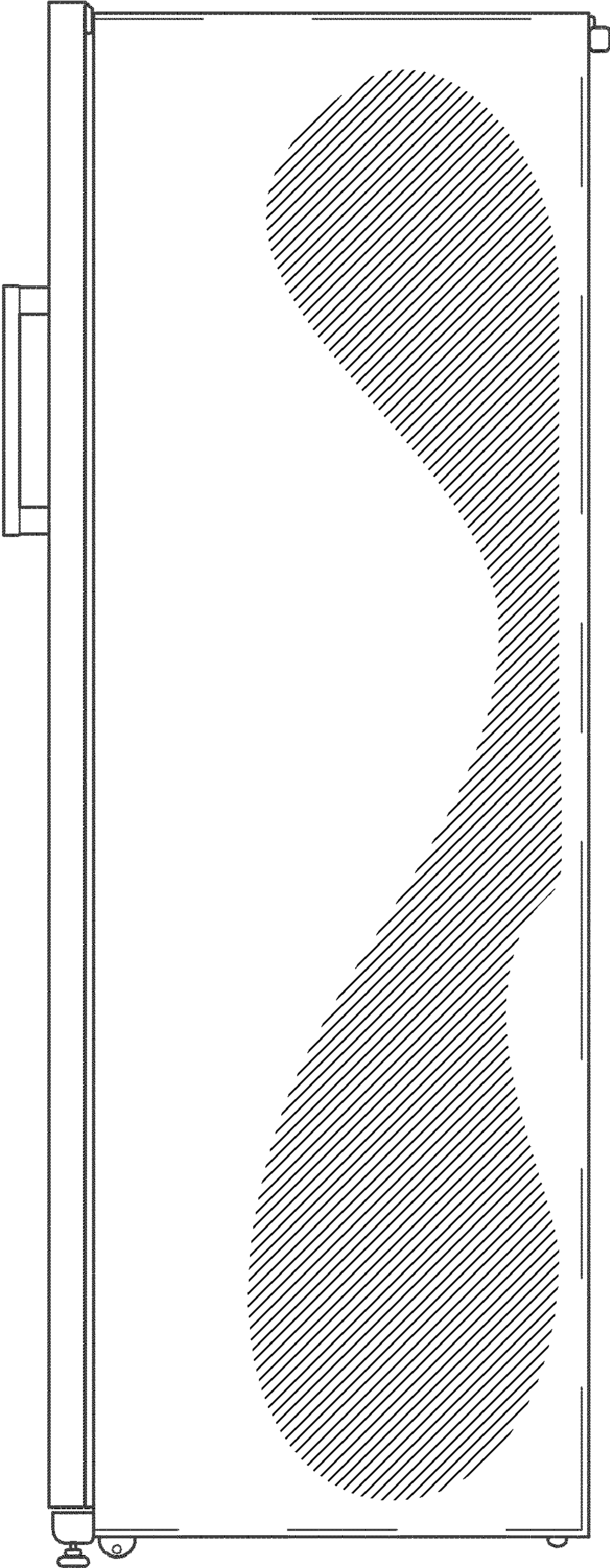


Fig. 4

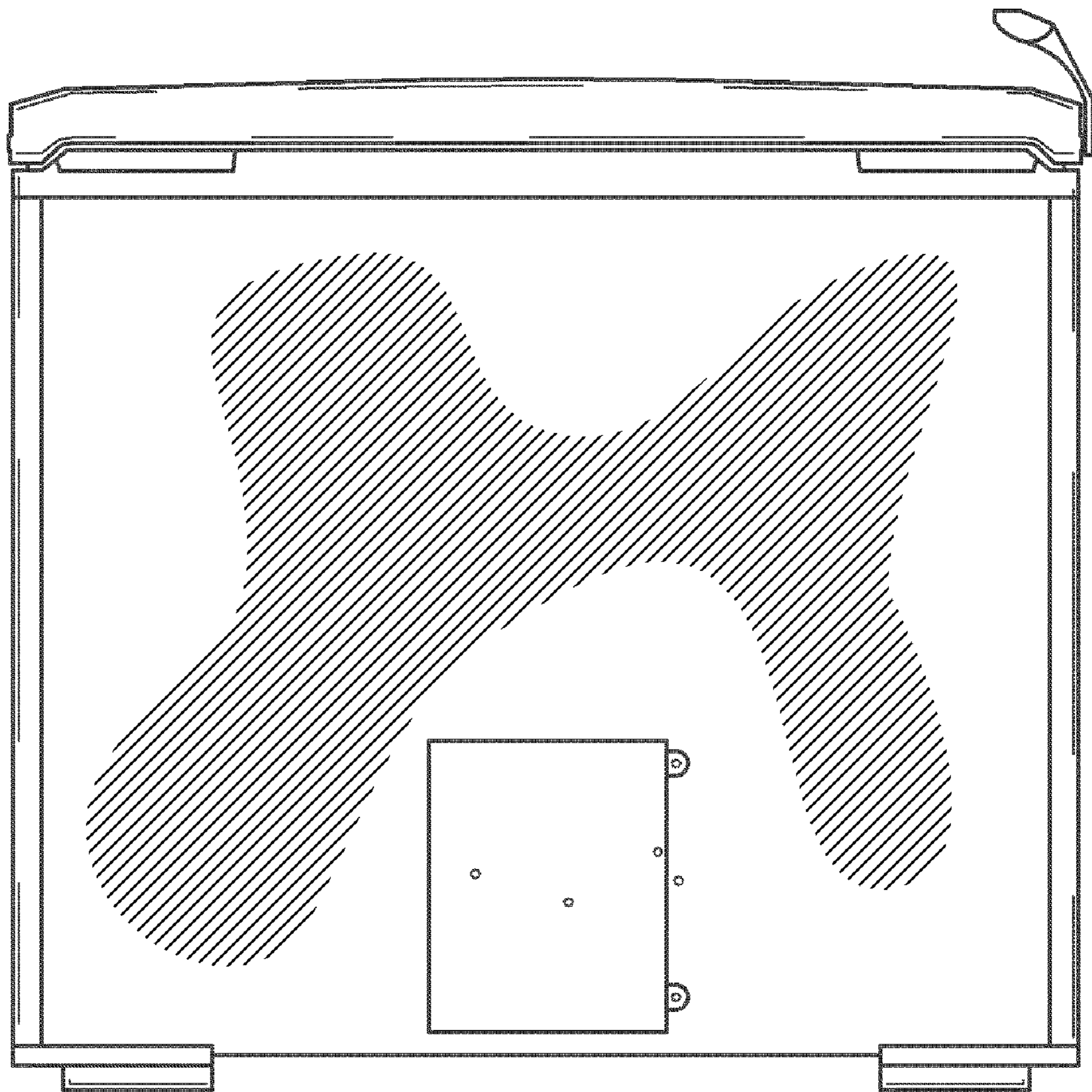


Fig. 5