



US00D602033S

(12) **United States Design Patent**  
**Vu et al.**

(10) **Patent No.:** **US D602,033 S**  
(45) **Date of Patent:** **\*\* Oct. 13, 2009**

(54) **TRANSITIONAL IMAGE FOR A PORTION OF A DISPLAY SCREEN**

(75) Inventors: **Duy Minh Vu**, Paris (FR); **Guénolé Gicquel**, Asnières-sur-Seine (FR); **Juba Hadjali**, Aulnay-Sous-Bois (FR)

(73) Assignee: **Dassault Systemes**, Suresnes, Cedex (FR)

(\*\*) Term: **14 Years**

(21) Appl. No.: **29/327,431**

(22) Filed: **Nov. 5, 2008**

(51) **LOC (9) Cl.** ..... **32-00**

(52) **U.S. Cl.** ..... **D14/485**

(58) **Field of Classification Search** ..... D14/485-495;  
705/28; 715/700, 703, 709, 712, 716, 719,  
715/720, 721, 727, 728, 752, 753, 757, 768,  
715/771, 772, 777, 782, 808, 809, 810, 812,  
715/819, 820, 821, 825, 833, 834, 835, 836,  
715/837, 838, 839, 840, 841, 842, 843, 846,  
715/848, 849, 850, 851, 852, 856, 861, 864,  
715/961, 962, 963, 970, 977

See application file for complete search history.

(56) **References Cited**

**U.S. PATENT DOCUMENTS**

D454,138 S \* 3/2002 Imamura et al. .... D14/486  
D470,153 S \* 2/2003 Billmaier et al. .... D14/486  
6,762,778 B1 \* 7/2004 Golibrodski et al. .... 715/849  
D544,495 S \* 6/2007 Evans et al. .... D14/488  
D591,305 S \* 4/2009 Shimoda ..... D14/485  
D593,107 S \* 5/2009 Shimoda et al. .... D14/485  
2003/0112280 A1 \* 6/2003 Driskell ..... 345/835

2004/0100504 A1 \* 5/2004 Sommer ..... 345/810  
2008/0016468 A1 \* 1/2008 Chambers et al. .... 715/835  
2008/0178118 A1 \* 7/2008 Ishii et al. .... 715/810  
2008/0295033 A1 \* 11/2008 Lee et al. .... 715/840  
2009/0019397 A1 \* 1/2009 Buffet et al. .... 715/837  
2009/0083665 A1 \* 3/2009 Anttila et al. .... 715/834

**FOREIGN PATENT DOCUMENTS**

EM 001022842-0001 \* 10/2008

\* cited by examiner

*Primary Examiner*—Jennifer Rivard

*Assistant Examiner*—Angela J Lee

(74) *Attorney, Agent, or Firm*—Hamilton, Brook, Smith & Reynolds, P.C.

(57) **CLAIM**

The ornamental design for a transitional image for a portion of a display screen, as shown and described.

**DESCRIPTION**

FIG. 1 is a front view of the first image of a transitional image for a portion of a display screen showing our new design;

FIG. 2 is a front view of the second image thereof;

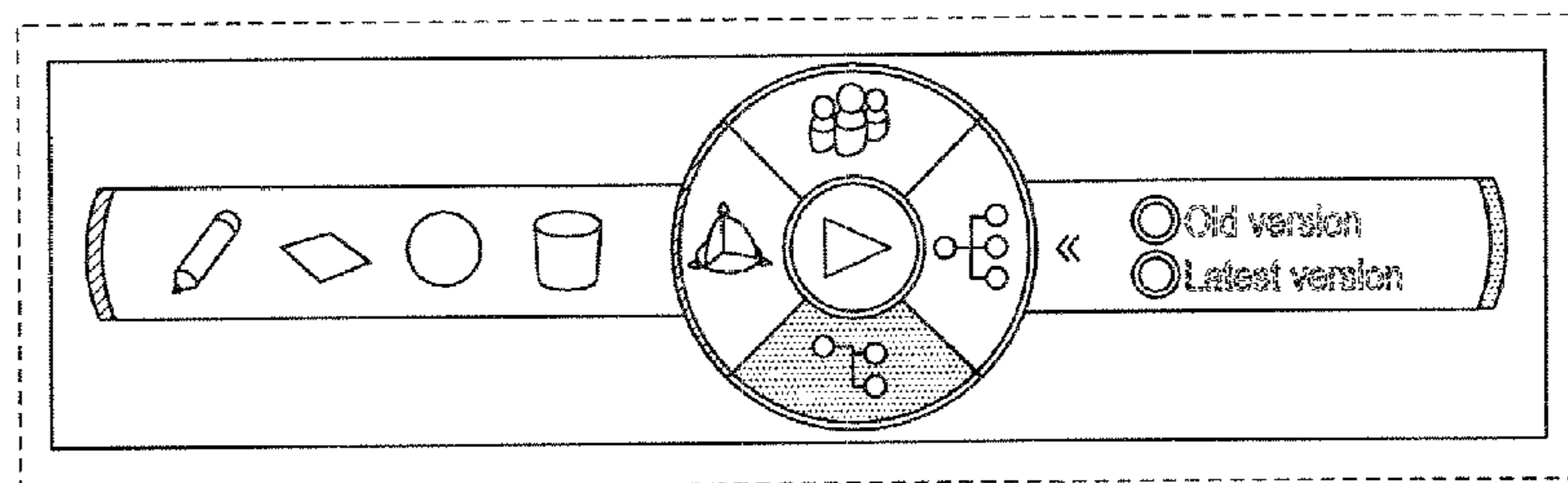
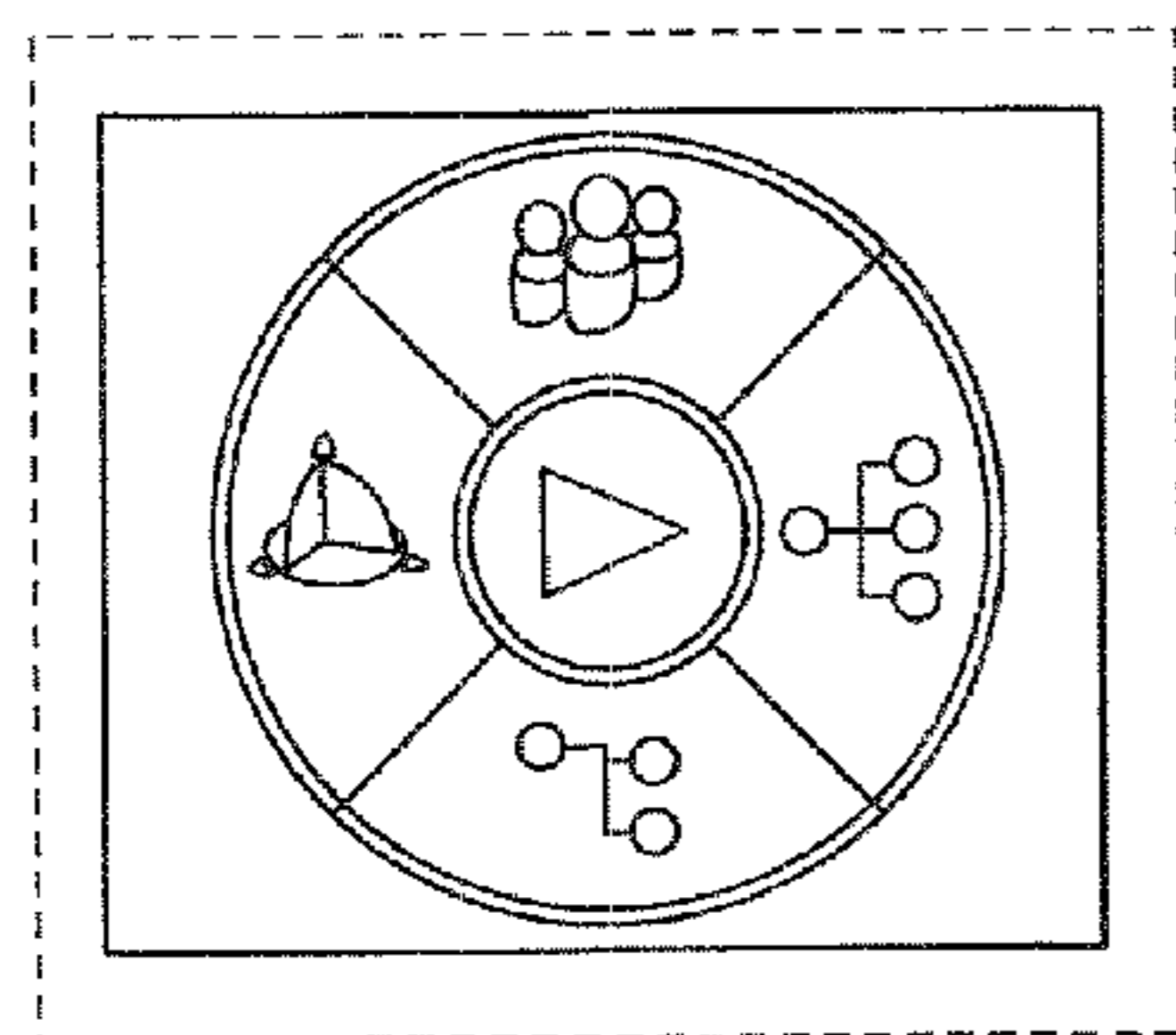
FIG. 3 is a front view of the third image thereof;

FIG. 4 is a front view of the fourth image thereof; and,

FIG. 5 is a front view of the fifth image thereof.

The appearance of the image transitions sequentially between the images shown in FIGS. 1-5. The process or period in which one image transitions to another forms no part of the claimed design. The broken line drawing of the display screen and various graphical representations in all views is for illustrative purposes only and forms no part of the claimed design.

**1 Claim, 3 Drawing Sheets**



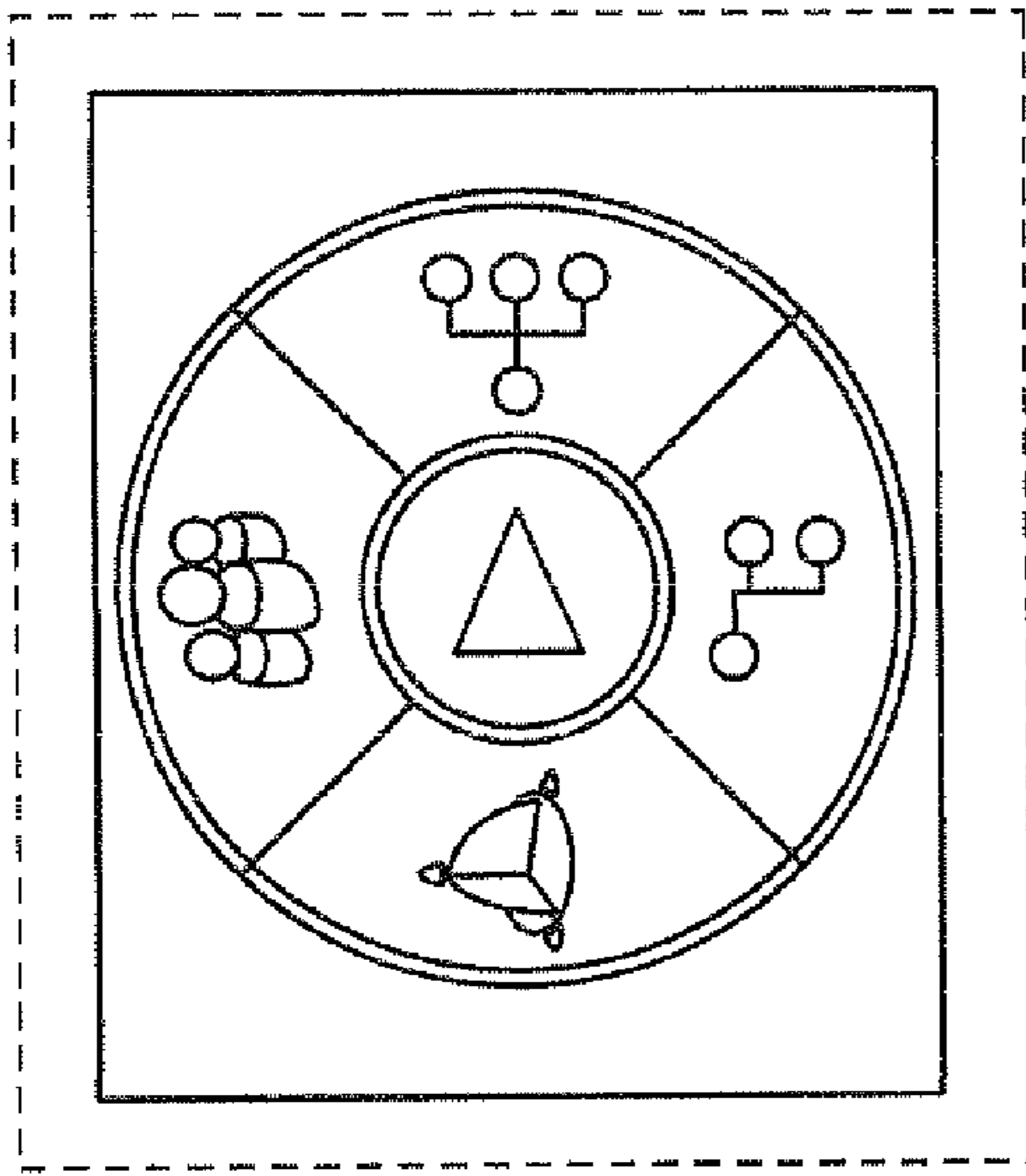


FIG. 1

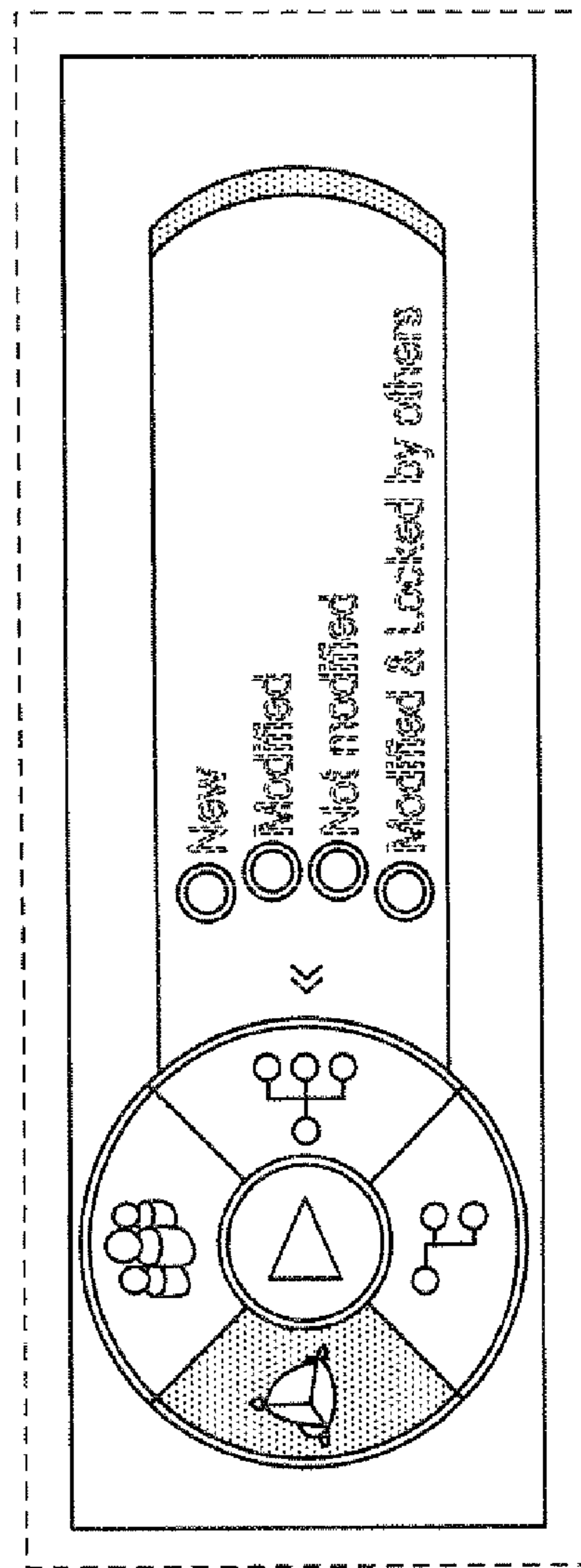


FIG. 2

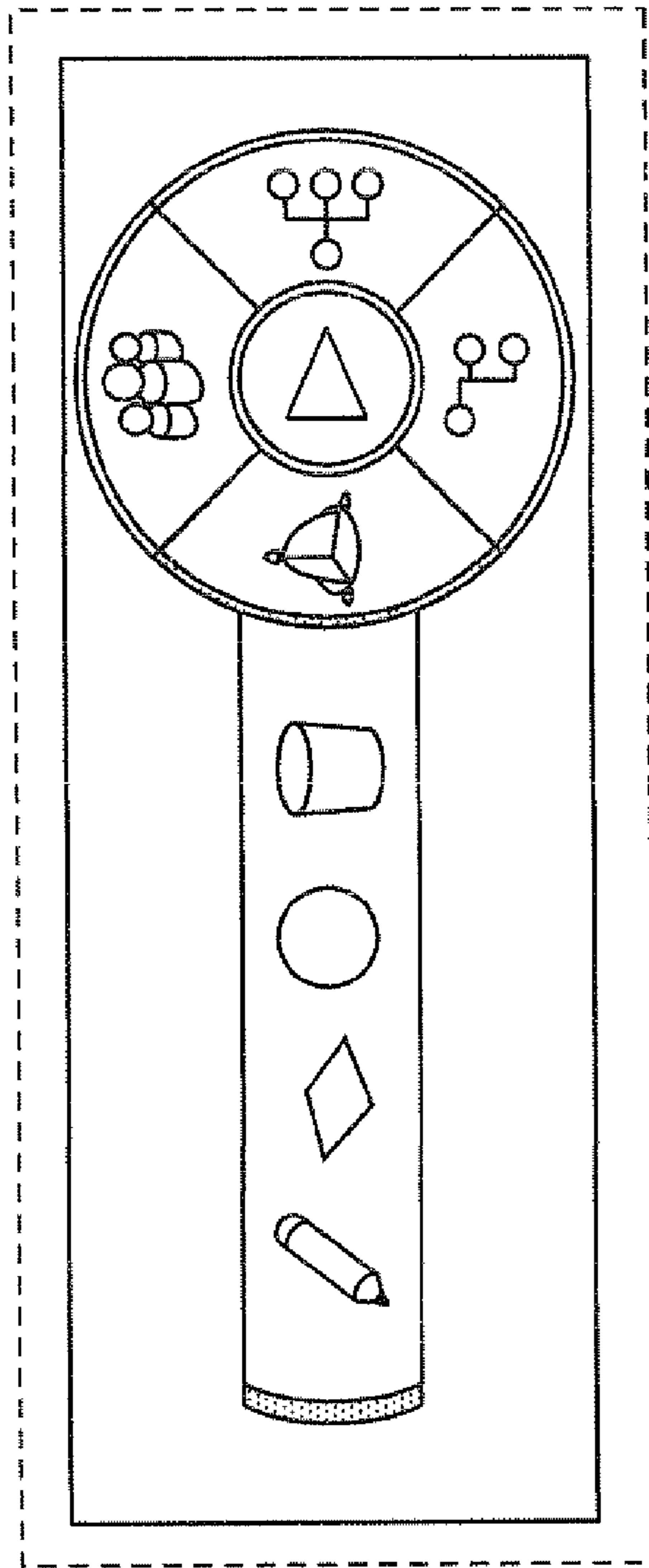


FIG. 3

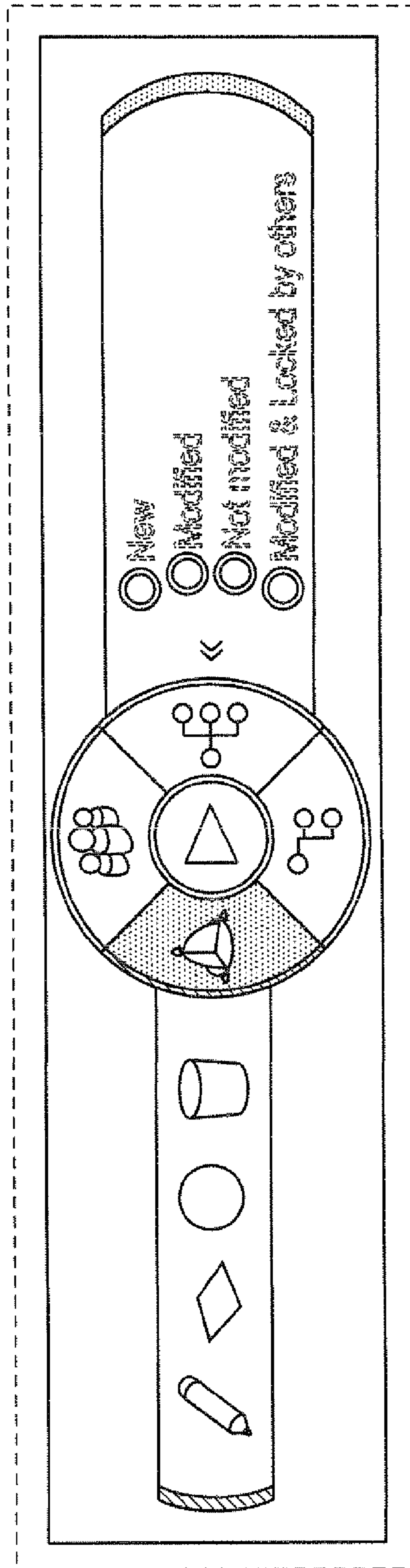


FIG. 4

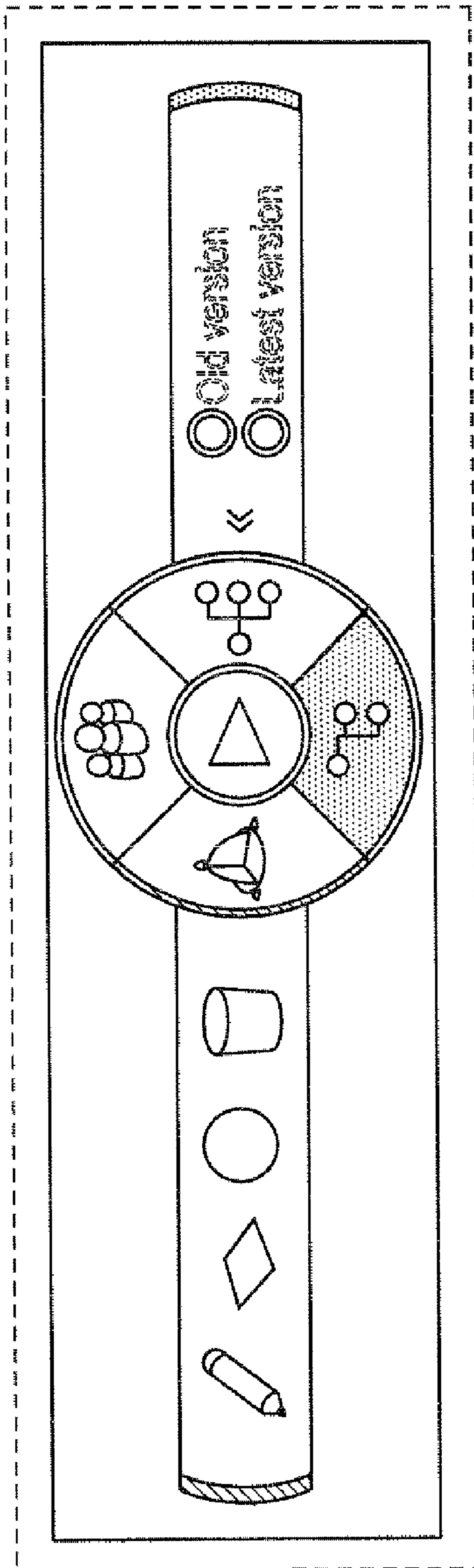


FIG. 5