



US00D602022S

(12) **United States Design Patent**
Heck et al.

(10) **Patent No.:** **US D602,022 S**
(45) **Date of Patent:** **** Oct. 13, 2009**

(54) **TABLET**

(75) Inventors: **Felix Heck**, Munich (DE); **Alf Hackenberg**, Munich (DE); **Andreas Schuessler**, Munich (DE)

(73) Assignee: **Wacom Co., Ltd.**, Saitama-Ken (JP)

(**) Term: **14 Years**

(21) Appl. No.: **29/304,475**

(22) Filed: **Mar. 3, 2008**

(30) **Foreign Application Priority Data**

Sep. 4, 2007 (JP) 2007-24024

(51) **LOC (9) Cl.** **14-02**

(52) **U.S. Cl.** **D14/388**; D14/389

(58) **Field of Classification Search** D14/457-461, D14/356, 388, 389, 432, 341, 342; D19/52, D19/95; D24/188, 206, 207; D6/406.3, D6/406.6, 601; 248/118, 918, 118.1, 118.5, 248/346.01, 694; 108/6, 28, 90, 59, 153.1, 108/157.1; 345/156-167, 173; 361/679, 361/680, 683, 686

See application file for complete search history.

(56) **References Cited**

U.S. PATENT DOCUMENTS

D284,084 S * 6/1986 Ferrara, Jr. D14/389
4,745,491 A * 5/1988 Kishi et al. 178/18.01
D308,055 S * 5/1990 Tedham et al. D14/389
D308,198 S * 5/1990 Tedham et al. D14/389
4,927,986 A * 5/1990 Daly 178/19.01
D313,409 S * 1/1991 Chowdhree et al. D14/389
D361,326 S * 8/1995 Schriener D14/459
D362,662 S * 9/1995 Baudot D14/389
D364,389 S * 11/1995 Shimizu D14/389
D366,037 S * 1/1996 Kawauchi et al. D14/389
5,542,637 A * 8/1996 Schriener 248/346.01
D376,177 S * 12/1996 Springer D14/458

D376,791 S * 12/1996 Schreiner D14/458
D395,639 S * 6/1998 Ham et al. D14/389
D432,137 S * 10/2000 Holtzman et al. D14/458
6,184,864 B1 * 2/2001 Chao 345/157
D451,505 S * 12/2001 Iseki et al. D14/341
D461,802 S * 8/2002 Tu D14/341
D462,679 S * 9/2002 Liu D14/341
D464,345 S * 10/2002 Liu D14/341
6,462,733 B1 * 10/2002 Murakami 345/173
D466,114 S * 11/2002 Nakata D14/339
D480,089 S * 9/2003 Skinner et al. D14/454

(Continued)

FOREIGN PATENT DOCUMENTS

JP 2007-7243 3/2007

Primary Examiner—Cathron C Brooks

Assistant Examiner—Deanna Fluegeman

(74) *Attorney, Agent, or Firm*—Berneato, White & Stavish

(57) **CLAIM**

The ornamental design for a tablet, as shown and described.

DESCRIPTION

FIG. 1 is a left side elevational view of our new design;

FIG. 2 is a right side elevational view;

FIG. 3 is a top perspective view;

FIG. 4 is a top rear perspective view;

FIG. 5 is a top front perspective view;

FIG. 6 is a top plan view;

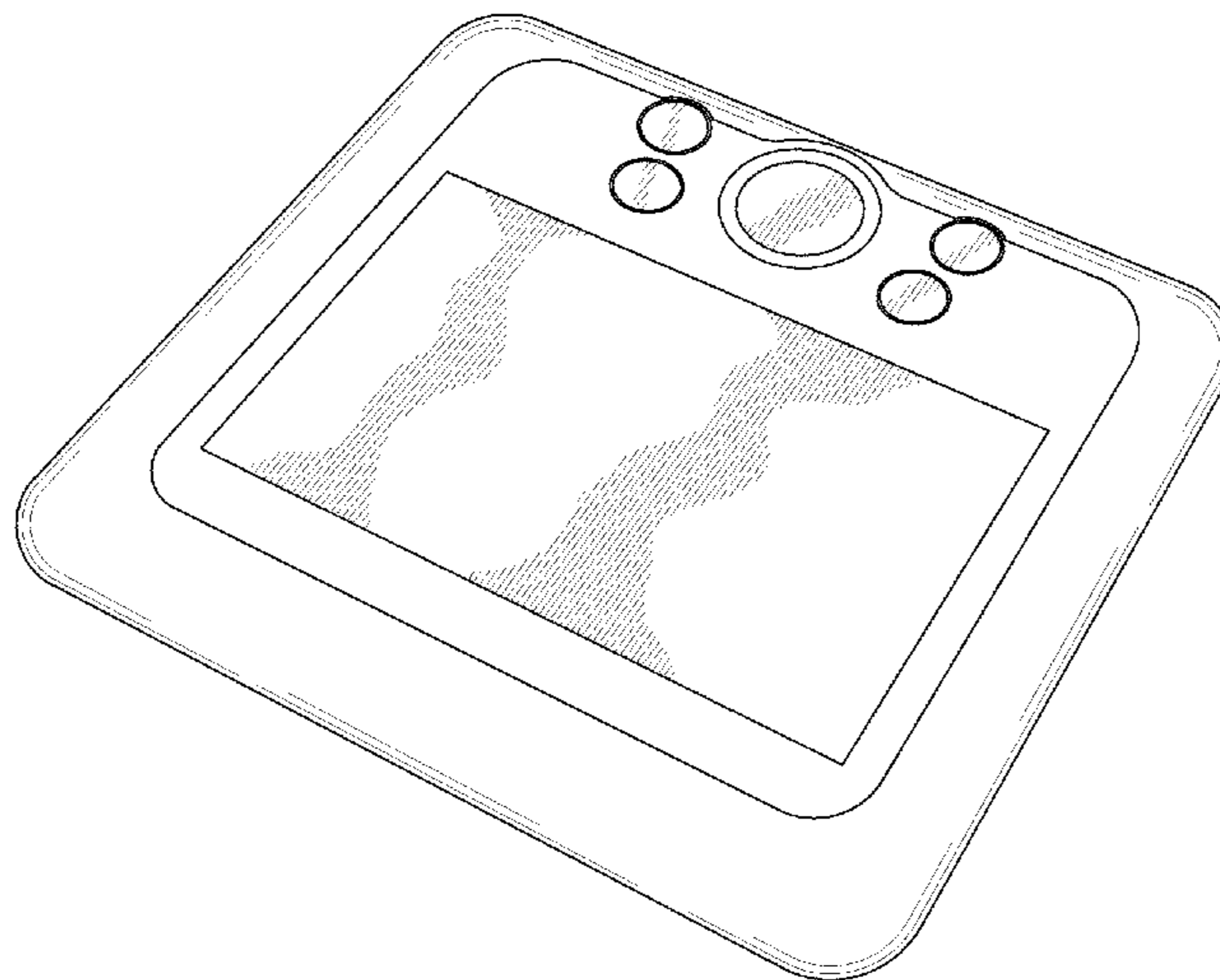
FIG. 7 is a front elevational view;

FIG. 8 is a bottom plan view; and,

FIG. 9 is a rear elevational view.

The broken lines showing the two pointing devices in FIG. 3 are included for the purpose of illustrating environment and form no part of the claimed design.

1 Claim, 6 Drawing Sheets



US D602,022 S

Page 2

U.S. PATENT DOCUMENTS

D489,722 S *	5/2004	Matuschek	D14/388	D519,997 S *	5/2006	Hirota	D14/341
6,816,152 B2 *	11/2004	Yanagisawa	345/173	D525,621 S *	7/2006	Hirota	D14/346
D501,473 S	2/2005	Nakata		D529,041 S *	9/2006	Melander et al.	D14/492
D506,195 S *	6/2005	Leveridge et al.	D14/341	D534,215 S	12/2006	Nakata	

* cited by examiner

Fig. 1




Fig. 2




Fig. 3

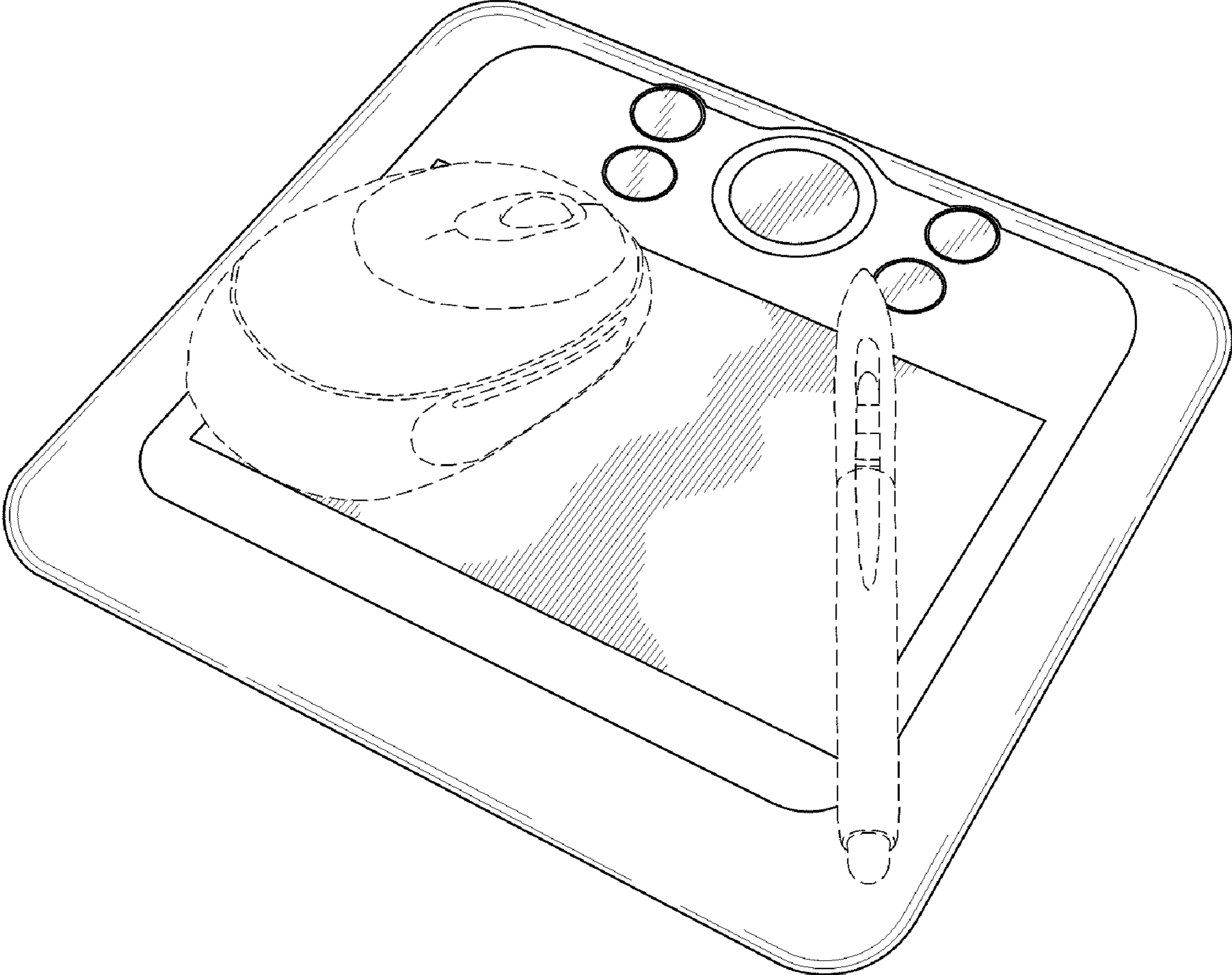


Fig. 4

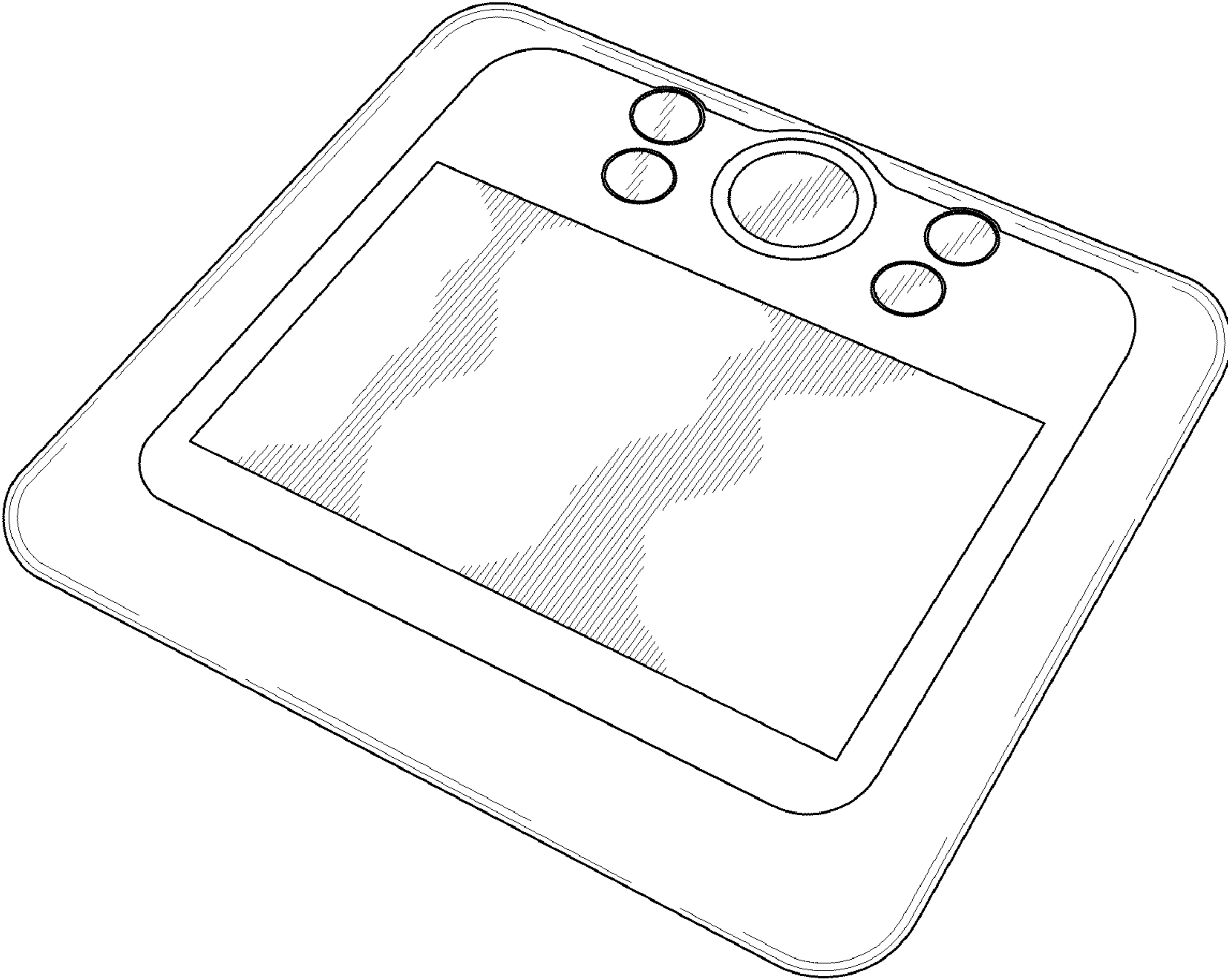


Fig. 5

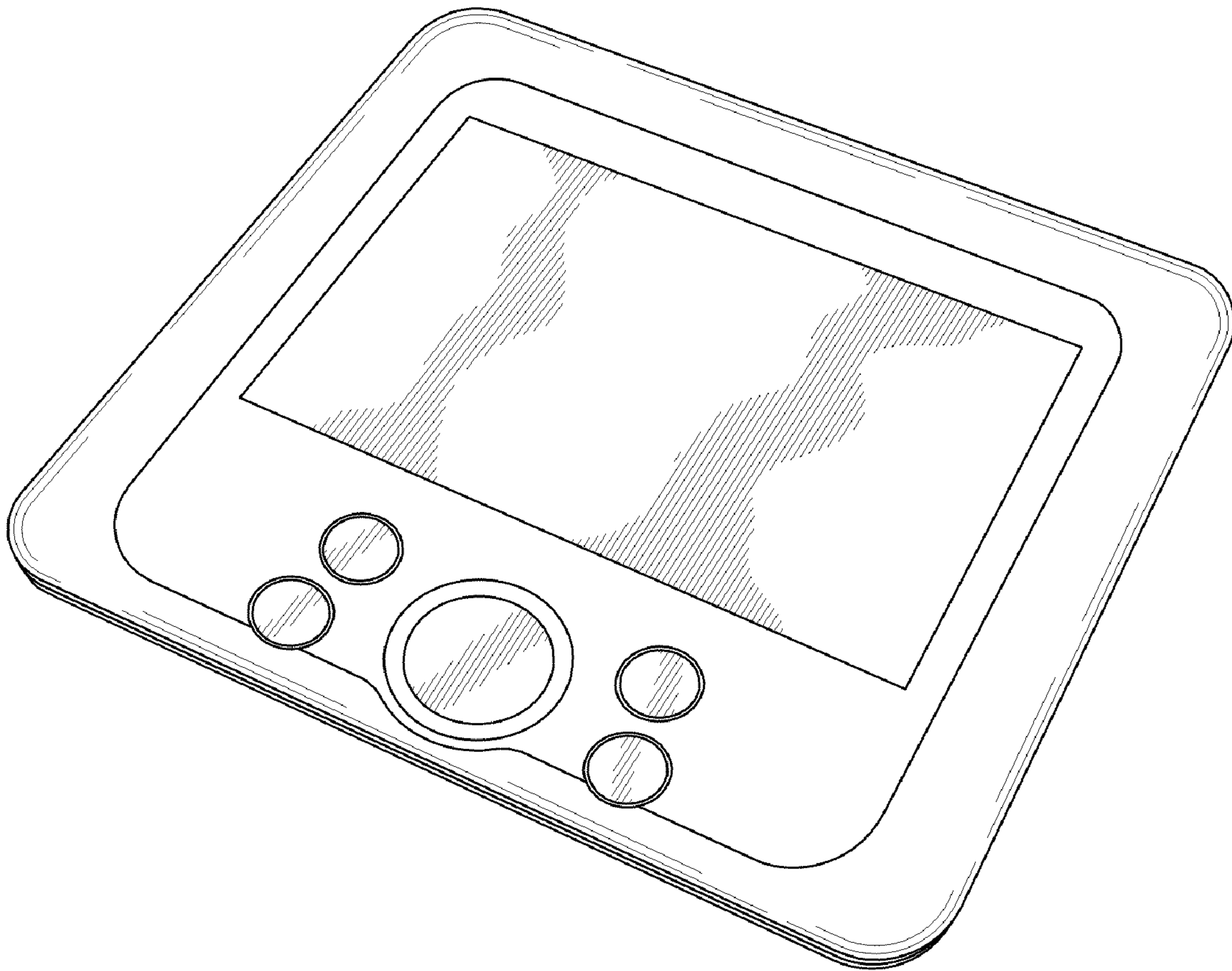


Fig. 6

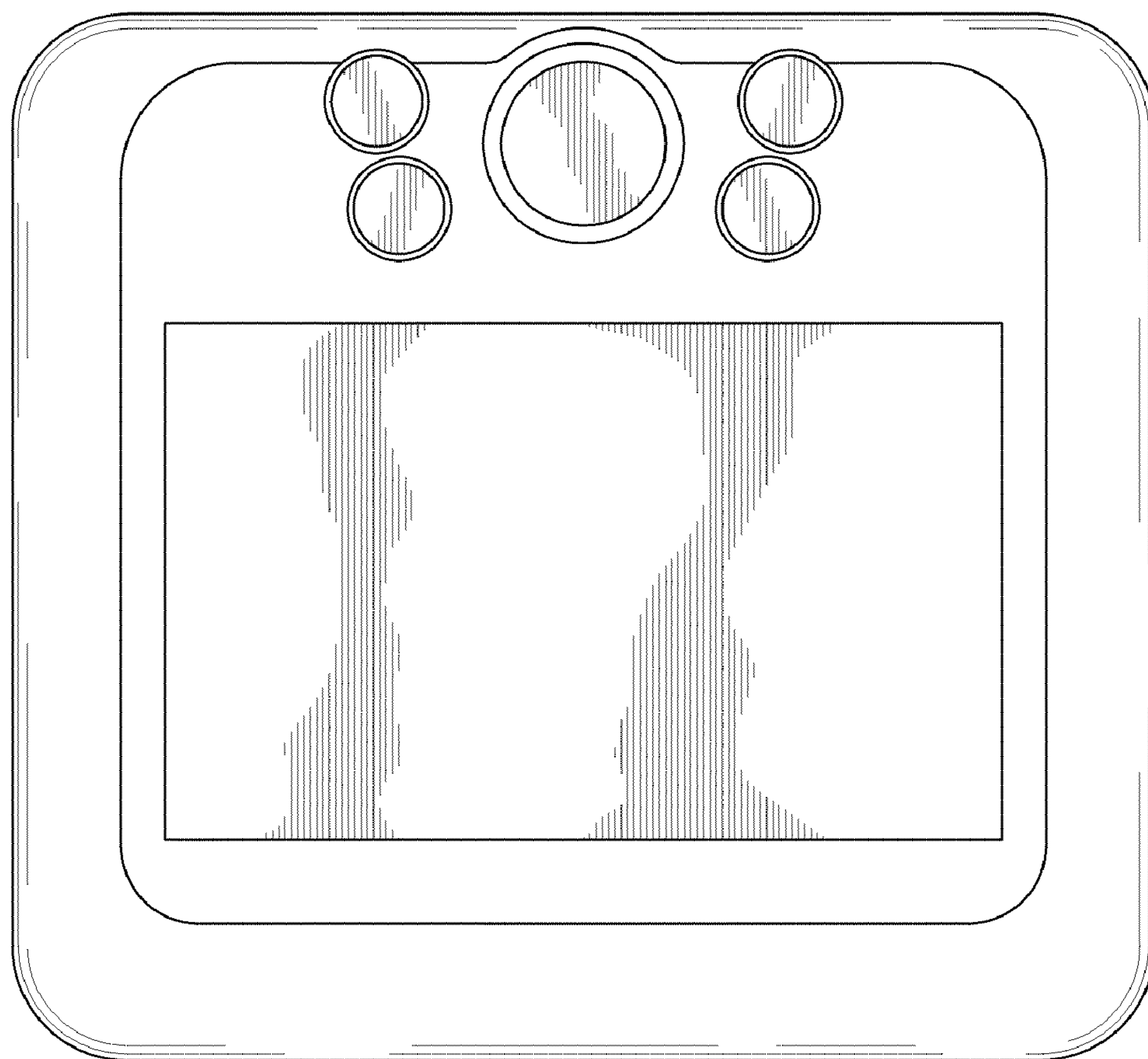


Fig. 7



Fig. 8

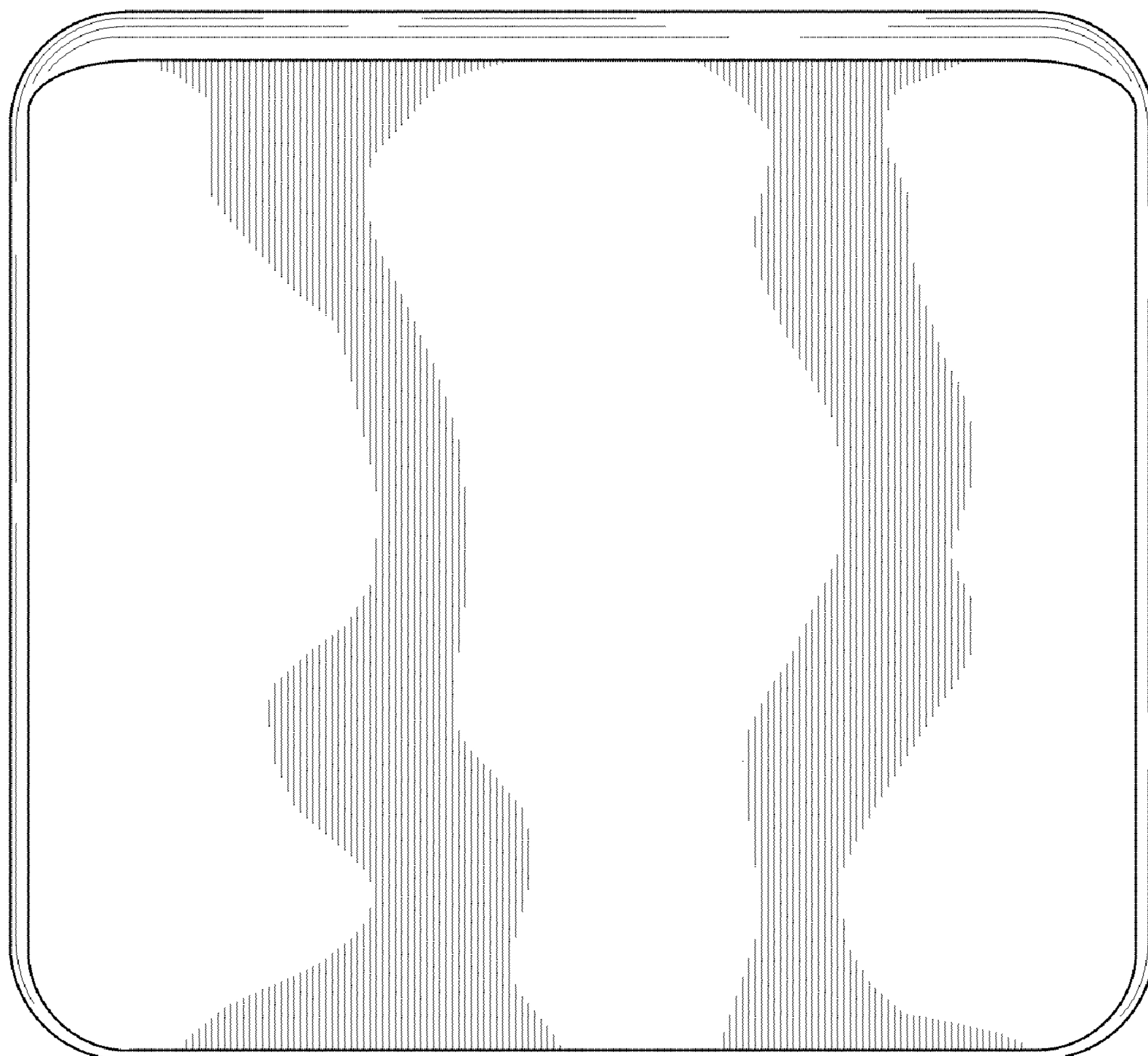


Fig. 9

