



US00D601953S

(12) **United States Design Patent**  
**Asai**

(10) **Patent No.:** **US D601,953 S**  
(45) **Date of Patent:** **\*\* Oct. 13, 2009**

(54) **BATTERY CHARGER**

(75) Inventor: **Yoshihiko Asai**, Tokyo (JP)

(73) Assignee: **Panasonic Corporation**, Osaka (JP)

(\*\*) Term: **14 Years**

(21) Appl. No.: **29/326,090**

(22) Filed: **Oct. 10, 2008**

(30) **Foreign Application Priority Data**

Apr. 11, 2008 (JP) ..... 2008-009319

(51) **LOC (9) Cl.** ..... **13-02**

(52) **U.S. Cl.** ..... **D13/107**

(58) **Field of Classification Search** ..... D13/107-110,  
D13/118-119, 184; D14/251, 253, 432,  
D14/434; 320/107-115

See application file for complete search history.

(56) **References Cited**

**U.S. PATENT DOCUMENTS**

D241,555 S *	9/1976	Goldman et al.	.....	D13/107
D278,426 S *	4/1985	Lanci et al.	.....	D13/107
D278,704 S *	5/1985	Claxton et al.	.....	D13/107
D397,084 S *	8/1998	Siddoway	.....	D13/107
D476,659 S *	7/2003	Ying et al.	.....	D14/434
D509,788 S *	9/2005	Schlieffers et al.	.....	D13/108
D520,447 S *	5/2006	Liu	.....	D13/108
D530,667 S *	10/2006	Viduya et al.	.....	D13/107
D538,740 S *	3/2007	Dunbar	.....	D13/108
D551,163 S *	9/2007	Hamasaki	.....	D13/107

D579,408 S *	10/2008	Benyameen	.....	D13/107
2004/0080298 A1 *	4/2004	Maggert et al.	.....	320/107
2007/0244471 A1 *	10/2007	Malackowski	.....	606/1

**FOREIGN PATENT DOCUMENTS**

JP	D726117	3/1988
JP	D843265	7/1992
JP	D851263	11/1992

\* cited by examiner

*Primary Examiner*—Jennifer Rivard

*Assistant Examiner*—Rosemary K Tarcza

(74) *Attorney, Agent, or Firm*—Brinks Hofer Gilson & Lione

(57) **CLAIM**

I claim the ornamental design for a battery charger, as shown and described.

**DESCRIPTION**

FIG. 1 is a top perspective view of a battery charger of the present invention;

FIG. 2 is a front view thereof;

FIG. 3 is a rear view thereof;

FIG. 4 is a first side view thereof;

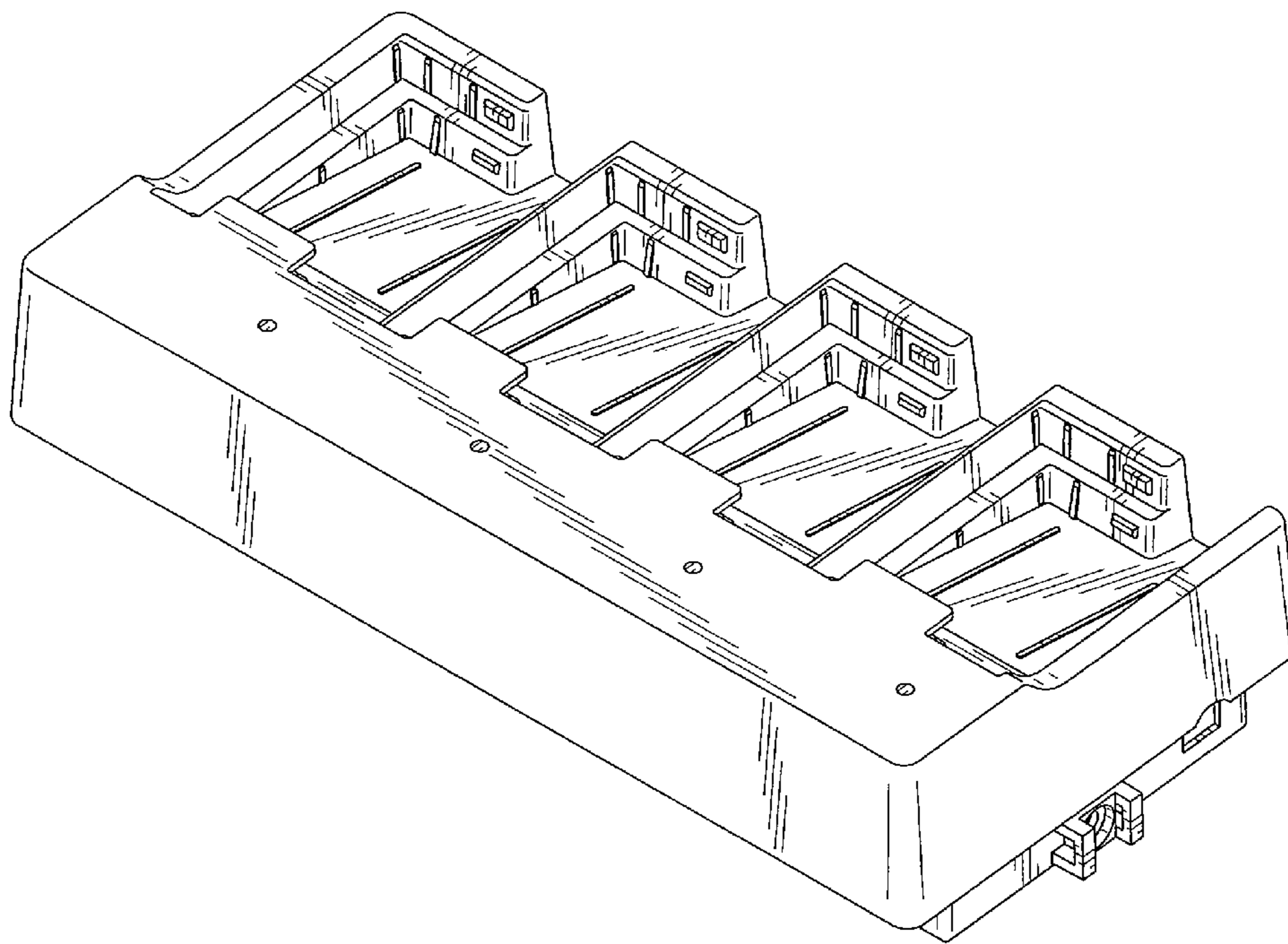
FIG. 5 is a second side view thereof;

FIG. 6 is a top view thereof; and,

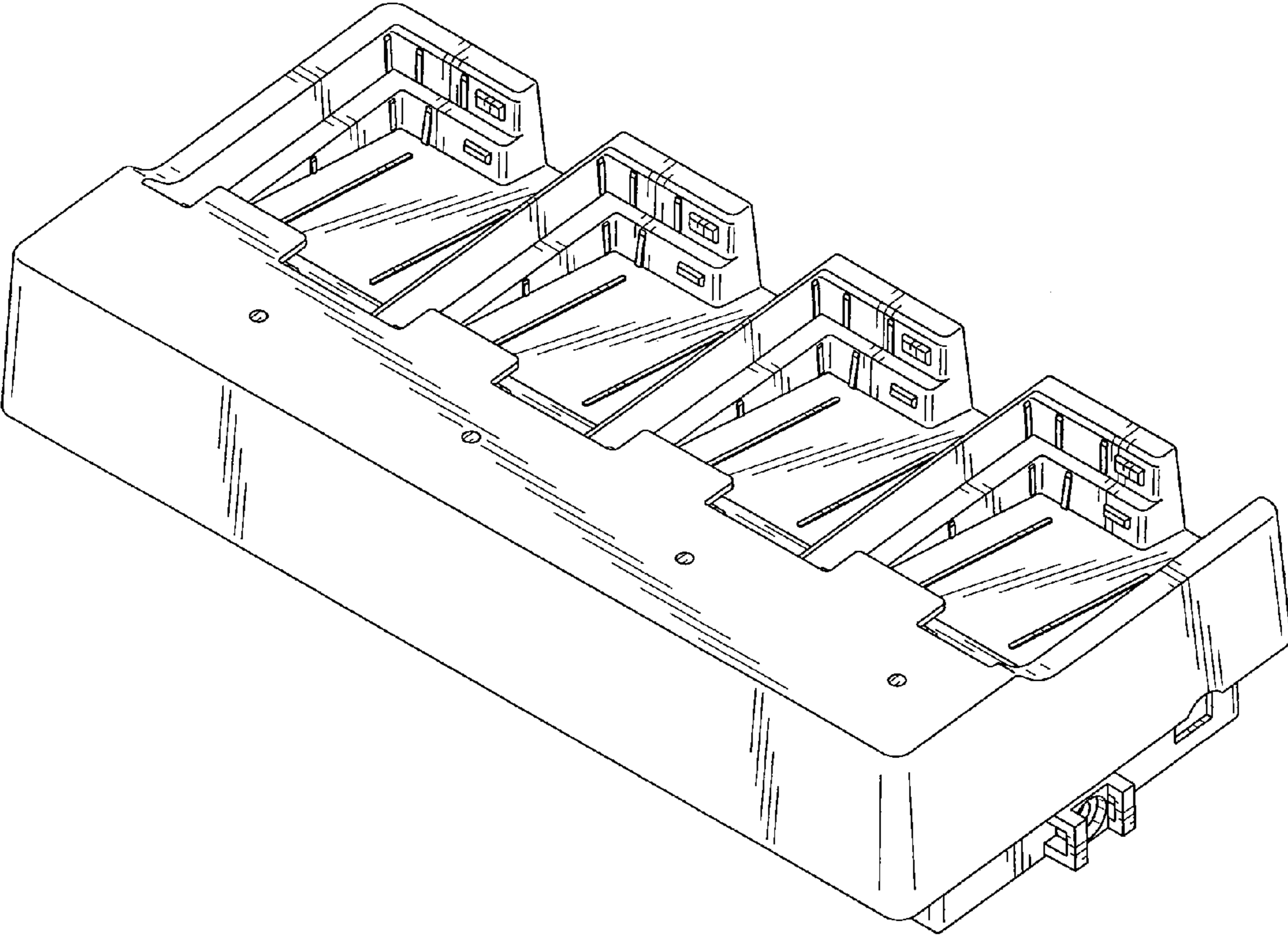
FIG. 7 is a bottom view.

The broken line showing of battery charger is included for the purpose of illustrating environment and forms no part of the claimed design.

**1 Claim, 7 Drawing Sheets**



**FIG. 1**



**FIG. 2**


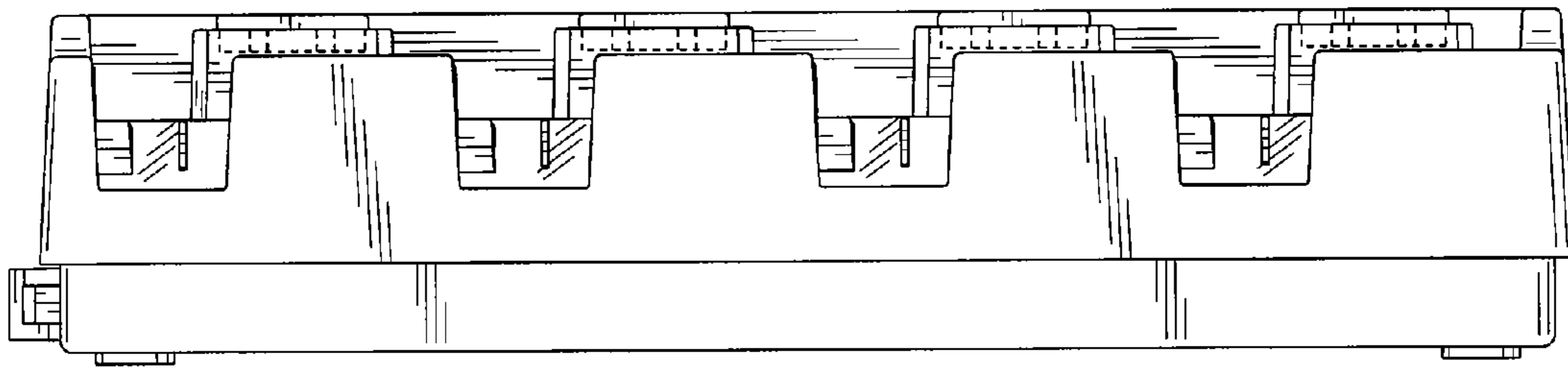
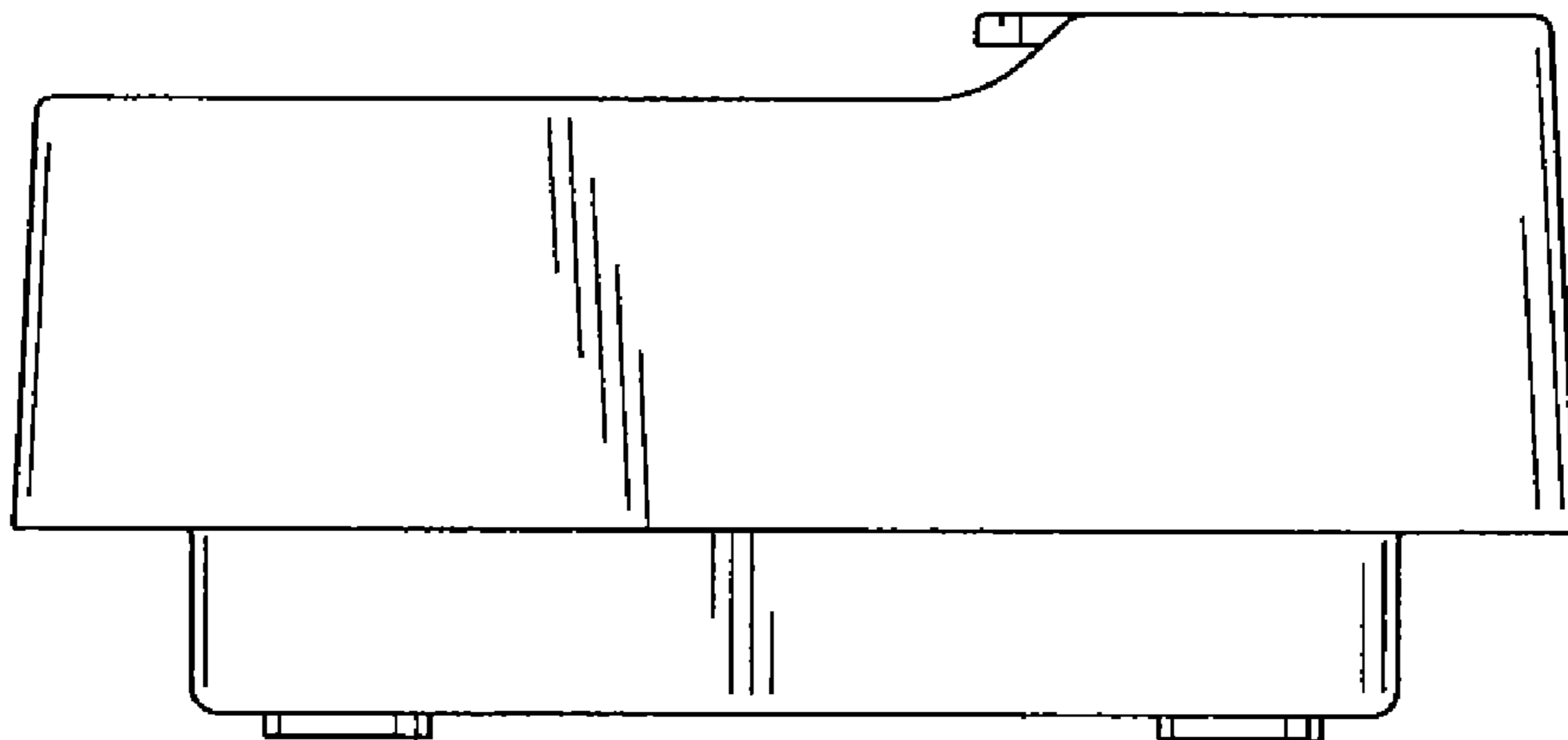


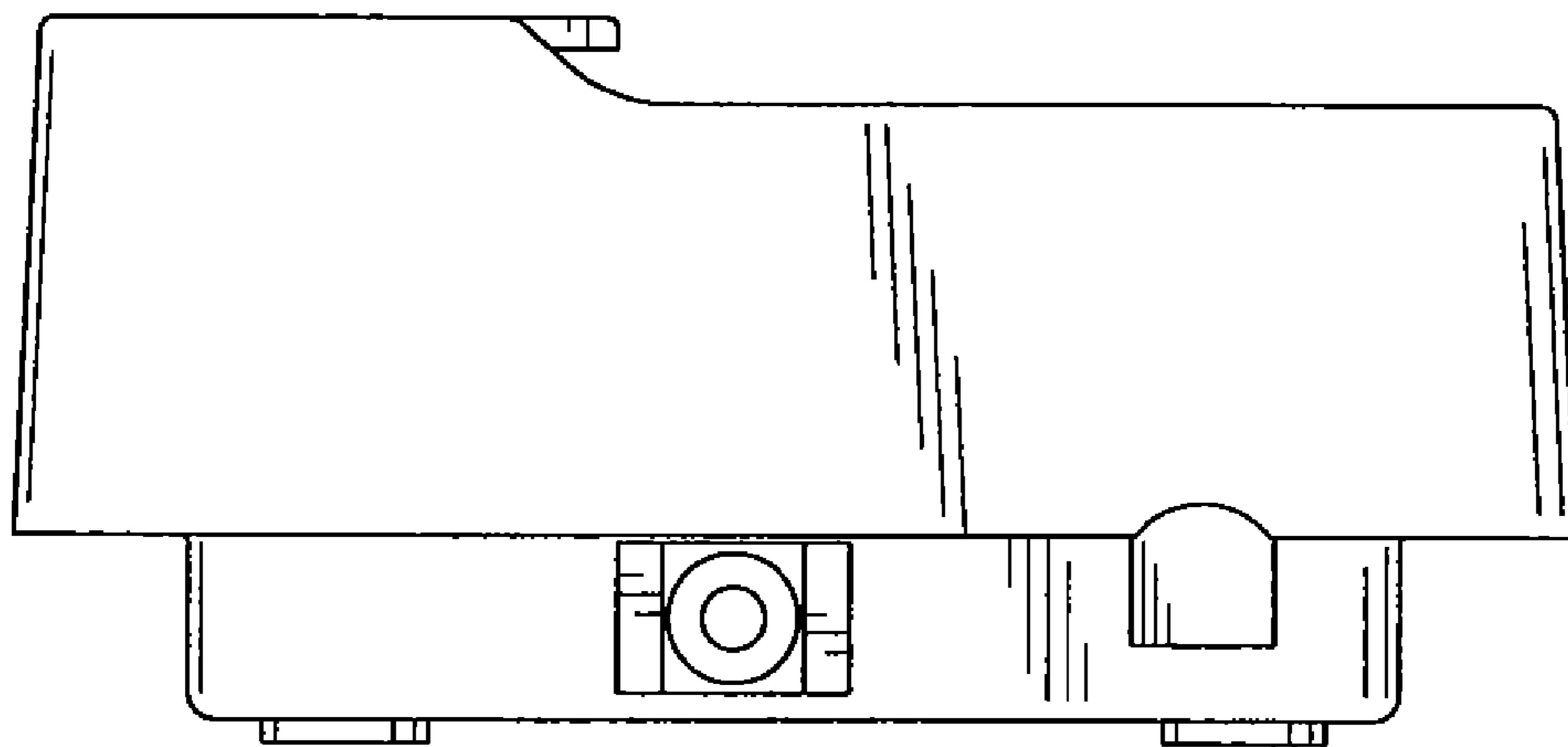
FIG.3



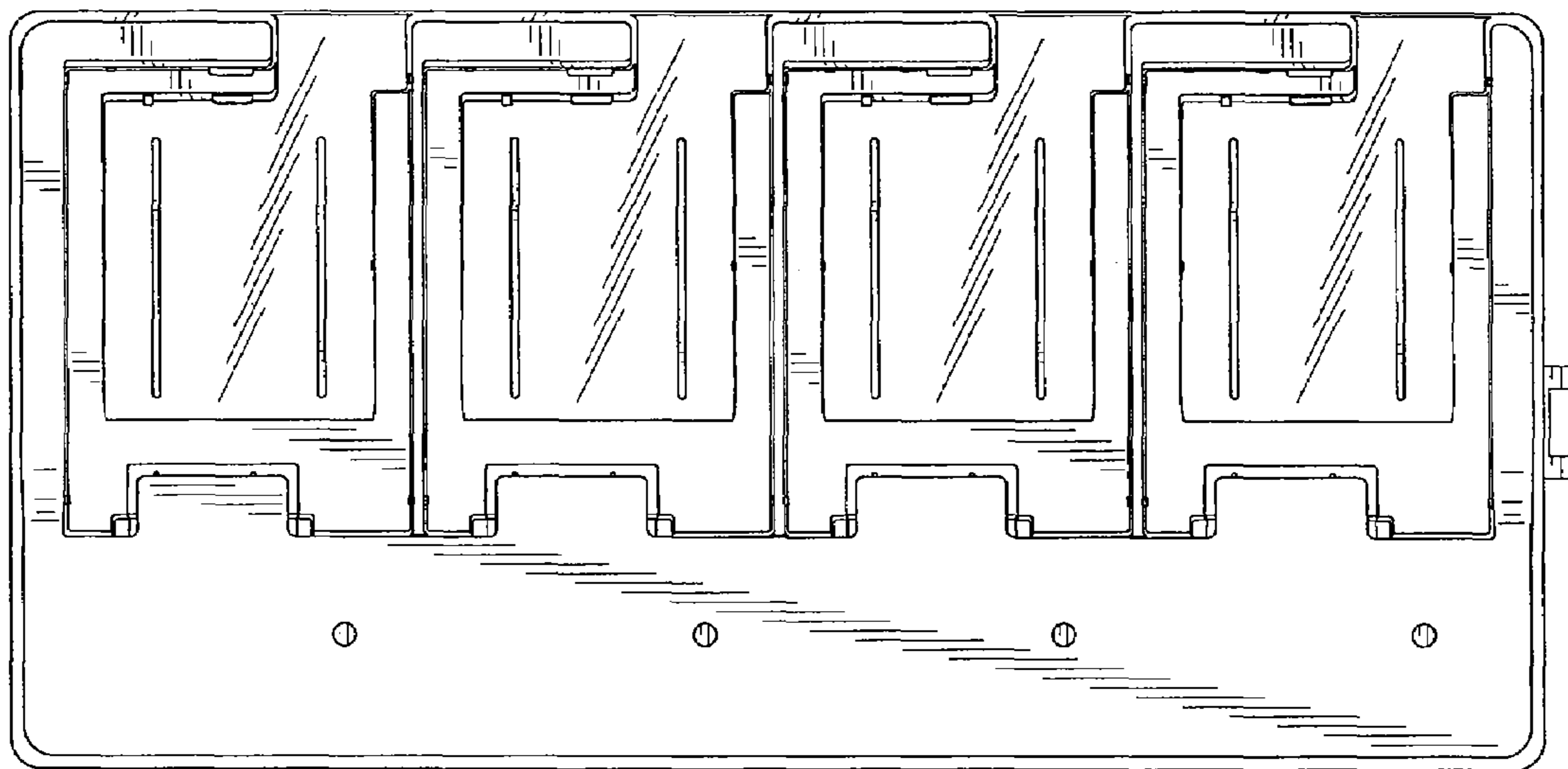
**FIG. 4**



**FIG. 5**



**FIG. 6**



**FIG. 7**

