

US00D601946S

(12) **United States Design Patent**  
**Fontaine et al.**

(10) **Patent No.:** **US D601,946 S**  
(45) **Date of Patent:** **\*\* Oct. 13, 2009**

(54) **TIRE**  
(75) Inventors: **Sebastien Willy Fontaine**, Oberfeulen (LU); **Anne-France Gabrielle Jeanne-Marie Cambron**, Mersch (LU); **Jean Joseph Victor Collette**, Arlon (BE); **Vincent Dominique Claude Rion**, Aywaille (BE); **Laurent Rene Nicolas Haas**, Thionville (FR); **Alexander Ossipov**, Leuven (BE)

(73) Assignee: **The Goodyear Tire & Rubber Company**, Akron, OH (US)

(\*\*) Term: **14 Years**

(21) Appl. No.: **29/337,609**

(22) Filed: **May 27, 2009**

(51) **LOC (9) Cl.** ..... **12-15**

(52) **U.S. Cl.** ..... **D12/553**

(58) **Field of Classification Search** ..... D12/533,  
D12/540, 546–567, 900–901; 152/209.1,  
152/209.8–209.19, 209.25, 209.28, 455  
See application file for complete search history.

(56) **References Cited**

**U.S. PATENT DOCUMENTS**

D348,863 S *	7/1994	Narabayashi et al. ....	D12/553
D361,966 S	9/1995	Graas et al. ....	D12/146
D362,420 S	9/1995	Heinen et al. ....	D12/147
D379,448 S	5/1997	Graas et al. ....	D12/147
D379,449 S	5/1997	Graas et al. ....	D12/151
D379,787 S	6/1997	Maxwell et al. ....	D12/147
D390,512 S *	2/1998	Eromaki .....	D12/553
D427,953 S *	7/2000	Murata .....	D12/552
D429,194 S	8/2000	Heinen et al. ....	D12/147
D429,478 S	8/2000	Heinen et al. ....	D12/147
D431,800 S	10/2000	Heinen et al. ....	D12/147
D441,328 S	5/2001	Heinen et al. ....	D12/146
D450,268 S	11/2001	Dixon et al. ....	D12/147
D451,856 S	12/2001	Graas .....	D12/147
D452,198 S	12/2001	Heinen et al. ....	D12/146
D455,116 S	4/2002	Graas et al. ....	D12/553
D504,106 S	4/2005	de Briey-Terlinden et al. ....	D12/553
D504,866 S	5/2005	Collette et al. ....	D12/553

D505,112 S	5/2005	Heinen et al. ....	D12/567
D525,192 S *	7/2006	Shondel et al. ....	D12/552
D533,131 S	12/2006	Fontaine et al. ....	D12/588
D534,859 S *	1/2007	Landers et al. ....	D12/553
D535,248 S *	1/2007	Ashton et al. ....	D12/553
D548,677 S	8/2007	Welbes et al. ....	D12/553
D579,863 S *	11/2008	Harvey et al. ....	D12/553
D583,305 S *	12/2008	Ashton et al. ....	D12/553
D588,981 S *	3/2009	Ibaraki .....	D12/551
D591,672 S *	5/2009	de Briey-Terlinden et al. ....	D12/553

\* cited by examiner

*Primary Examiner*—Stacia Cadmus

(74) *Attorney, Agent, or Firm*—Richard B. O’Planick

(57) **CLAIM**

The ornamental design for a tire, as shown and described.

**DESCRIPTION**

FIG. 1 is a perspective view of a tire showing our new design, it being understood that the pattern repeats uniformly throughout the circumference of the tread;

FIG. 2 is a front elevational view thereof;

FIG. 3 is a right side elevational view thereof; the other side being a mirror image thereof;

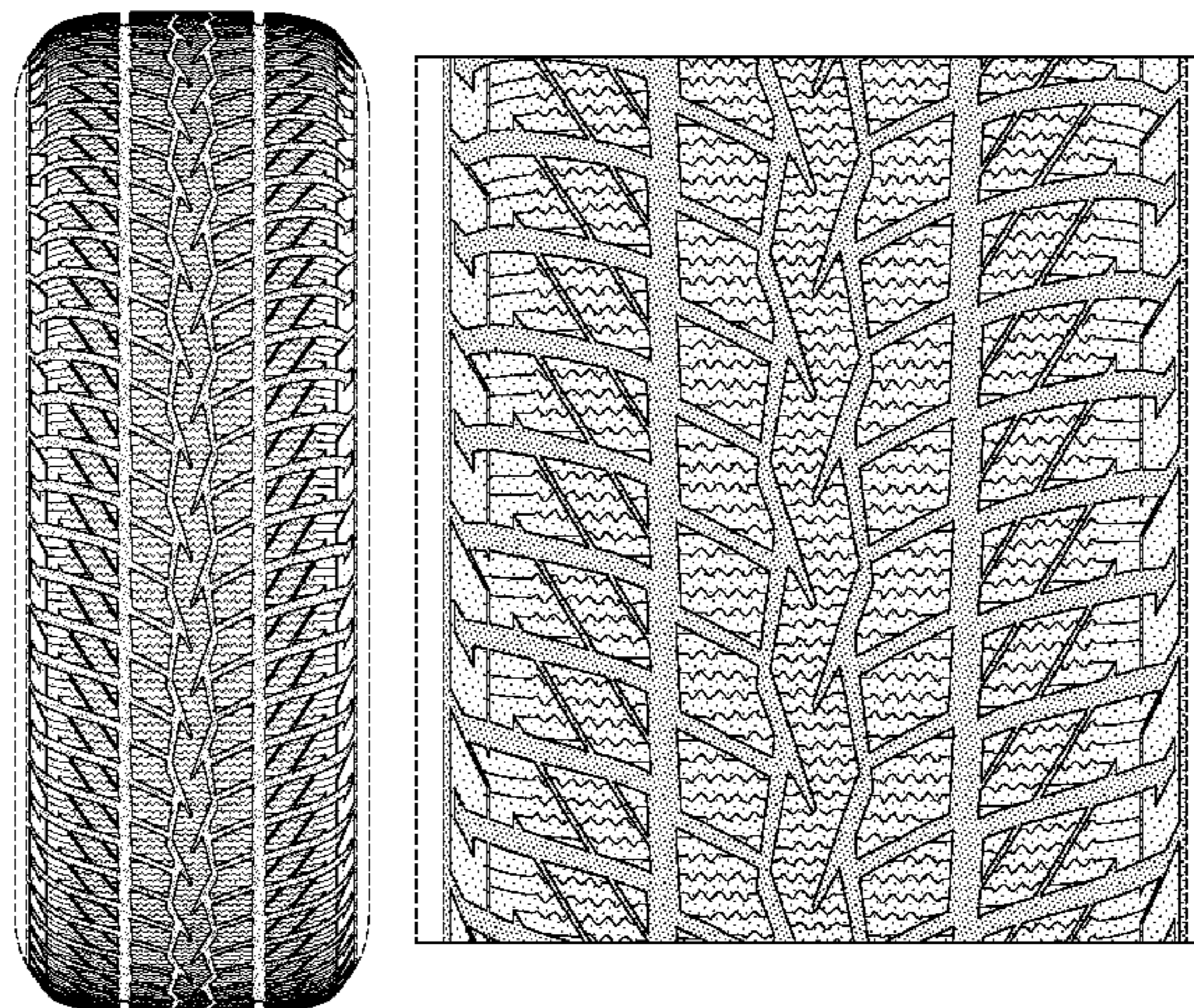
FIG. 4 is an enlarged fragmentary front elevational view thereof;

FIG. 5 is a perspective view of a second embodiment of a tire showing our new design, it being understood that the pattern repeats uniformly throughout the circumference of the tread and that the opposite side perspective view is a mirror image thereof; and,

FIG. 6 is a front elevational view of a second embodiment, it being understood that an enlarged fragmentary view thereof would be substantially identical to that shown in FIG. 4, with the exception of the inclusion of the sidewall in solid lines.

In the drawings, the broken lines showing of the sidewall, inner bead and the peripheral boundary between the tire tread and the sidewall in FIGS. 1 through 4 depict environmental subject matter and form no part of the claimed design.

**1 Claim, 6 Drawing Sheets**





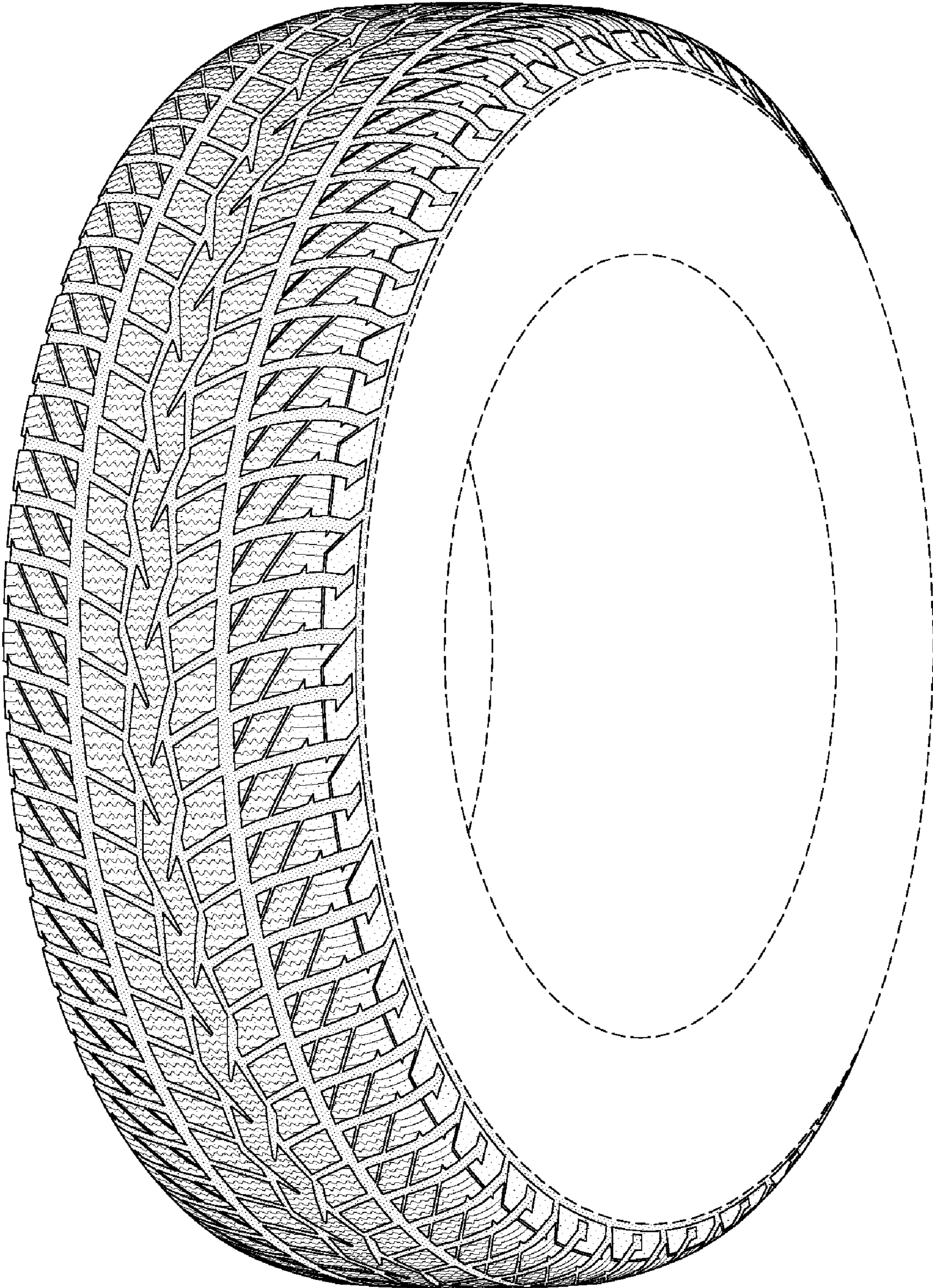


FIG-1






FIG-2




FIG-3






FIG-4






FIG-5






FIG-6