

US00D601937S

(12) **United States Design Patent**
Scoley et al.

(10) **Patent No.:** **US D601,937 S**
(45) **Date of Patent:** **** Oct. 13, 2009**

(54) **AIRCRAFT INTERIOR END CAP**

D539,210 S * 3/2007 Guard et al. D12/345

(75) Inventors: **Ian Scoley**, Hamburg (DE); **David Hamilton**, London (GB)

* cited by examiner

(73) Assignee: **Airbus Deutschland GmbH** (DE)

Primary Examiner—Ian Simmons
Assistant Examiner—Dana L Sipos

(**) Term: **14 Years**

(74) *Attorney, Agent, or Firm*—Lerner, David, Littenberg, Krumholz & Mentlik, LLP

(21) Appl. No.: **29/286,687**

(22) Filed: **May 16, 2007**

(57) **CLAIM**

(30) **Foreign Application Priority Data**

We claim the ornamental design for an aircraft interior end cap, as shown and described.

Nov. 16, 2006 (EM) 000622220-0001
Nov. 16, 2006 (EM) 000622220-0002
Nov. 16, 2006 (EM) 000622220-0003
Nov. 16, 2006 (EM) 000622220-0004

DESCRIPTION

(51) **LOC (9) Cl.** **12-07**
(52) **U.S. Cl.** **D12/345**
(58) **Field of Classification Search** D12/317-319,
D12/345, 400, 426; 244/117 R, 118.5, 119-121,
244/129.3; 52/64
See application file for complete search history.

FIG. 1 is a front perspective view of an aircraft interior end cap showing our new design;
FIG. 2 is a front elevation view thereof;
FIG. 3 is a left side elevation view thereof; and,
FIG. 4 is a front perspective view of the aircraft interior end cap of FIG. 1 shown as it would be when in use.
The broken lines in FIG. 4 showing a portion of the interior of an aircraft illustrate environmental structure and form no part of the claim.

(56) **References Cited**

U.S. PATENT DOCUMENTS

D455,705 S * 4/2002 Granzeier et al. D12/345

1 Claim, 3 Drawing Sheets

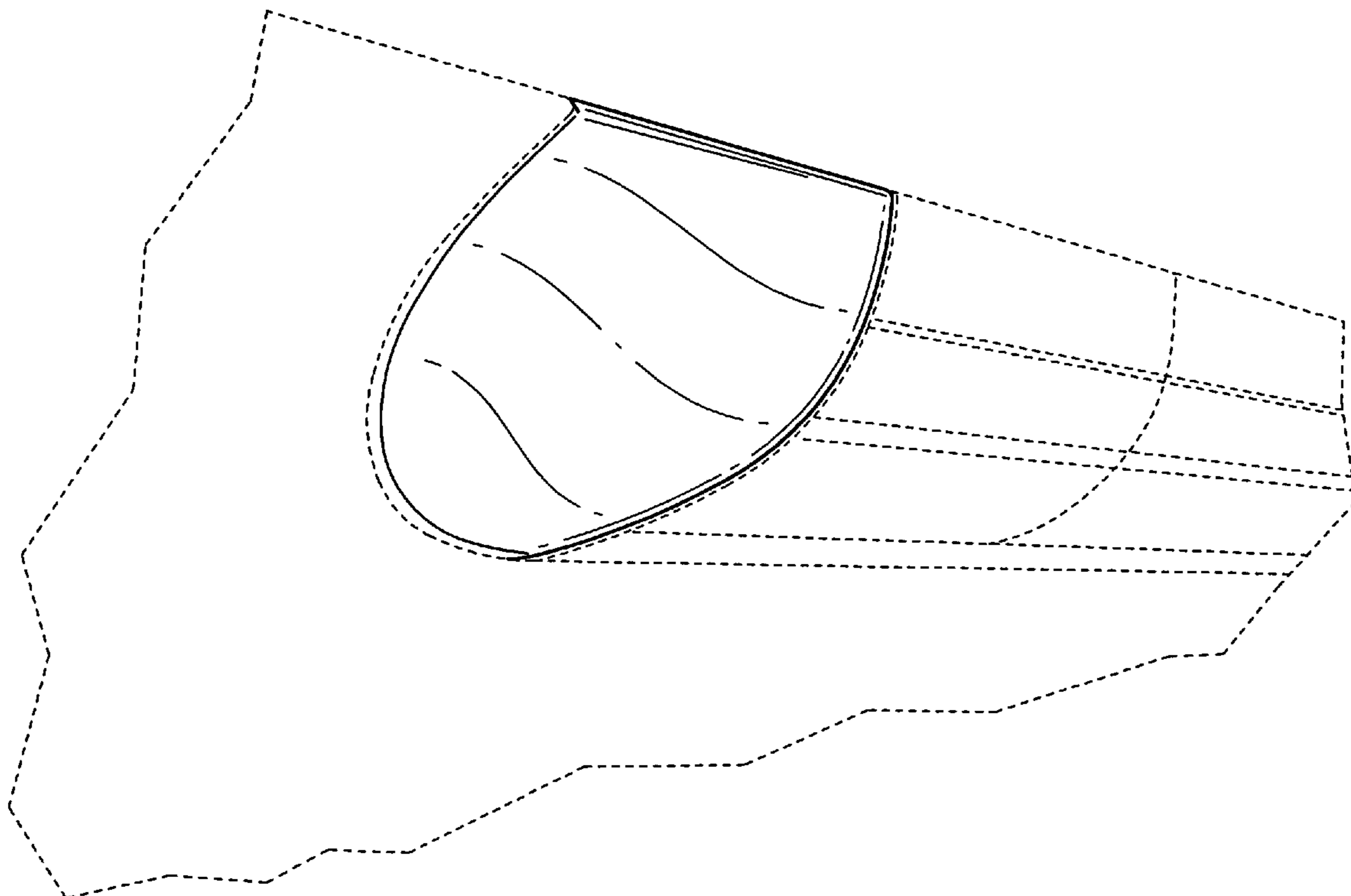


FIG. 1

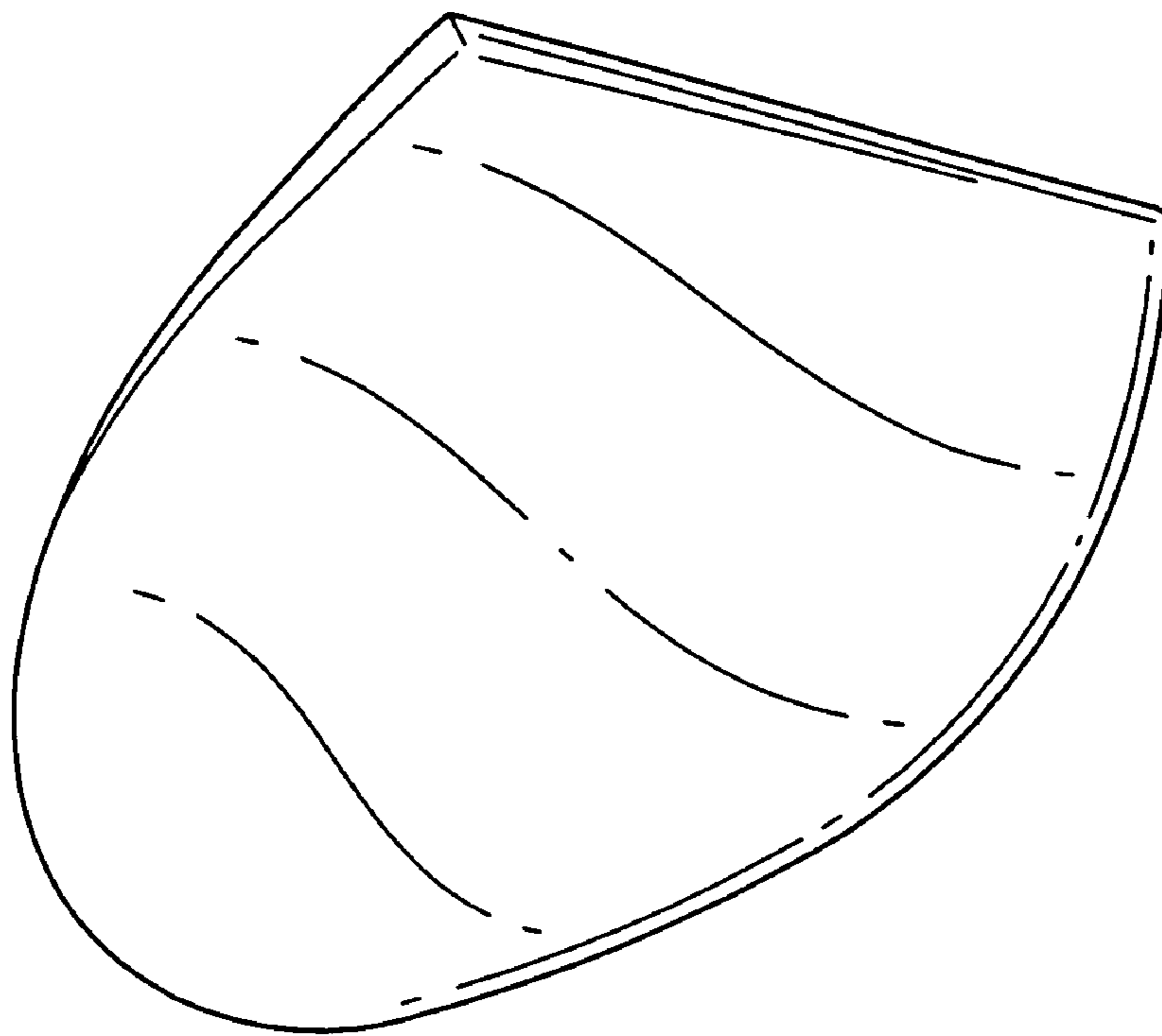


FIG. 2

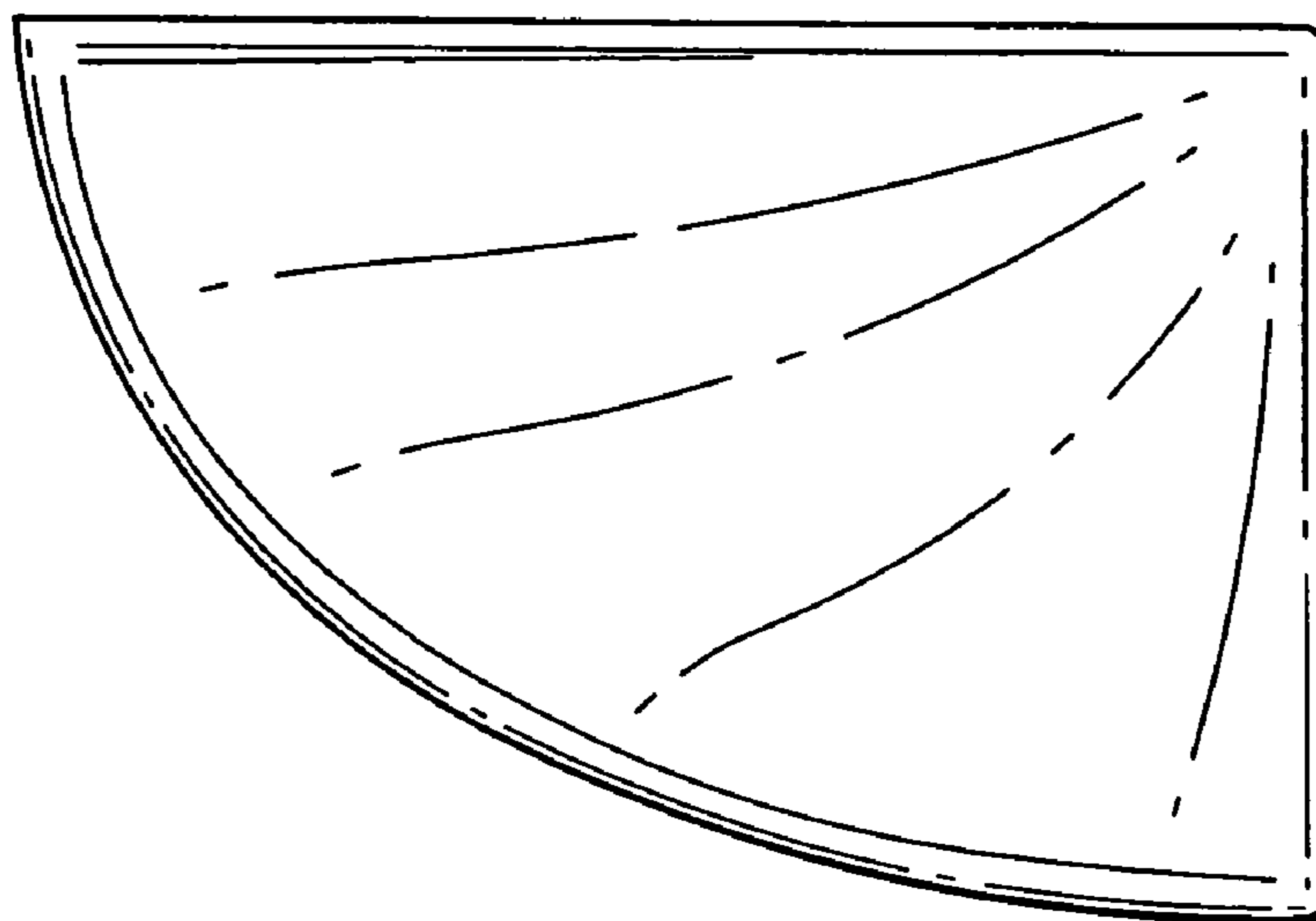


FIG. 3




FIG. 4

