



US00D601927S

(12) **United States Design Patent**
Watanabe et al.

(10) **Patent No.:** **US D601,927 S**
(45) **Date of Patent:** **** Oct. 13, 2009**

(54) **MOTORCYCLE OR MOTORCYCLE
REPLICA**

D395,849 S * 7/1998 Maruyama et al. D12/110
D430,822 S * 9/2000 Sakaguchi et al. D12/110
D497,330 S * 10/2004 Fukuyama et al. D12/110

(75) Inventors: **Tokumaru Watanabe**, Wako (JP);
Osami Inomata, Wako (JP)

* cited by examiner

(73) Assignee: **Honda Motor Co., Ltd.**, Tokyo (JP)

Primary Examiner—Robin V Webster

Assistant Examiner—Linda Brooks

(**) Term: **14 Years**

(74) *Attorney, Agent, or Firm*—Birch, Stewart, Kolasch &
Birch, LLP

(21) Appl. No.: **29/330,106**

(57) **CLAIM**

(22) Filed: **Dec. 29, 2008**

The ornamental design for a motorcycle or motorcycle replica, thereof as shown and described.

(30) **Foreign Application Priority Data**

Jun. 30, 2008 (JP) 2008-016713

DESCRIPTION

(51) **LOC (9) Cl.** **12-11**

FIG. 1 is a perspective view from the left side of a motorcycle or motorcycle replica thereof.

(52) **U.S. Cl.** **D12/110**

FIG. 2 is a perspective view from the left side thereof.

(58) **Field of Classification Search** D12/110;
180/219, 220, 225, 229

FIG. 3 is a perspective view from the right side thereof.

See application file for complete search history.

FIG. 4 is a perspective view from the right side thereof.

(56) **References Cited**

FIG. 5 is a front elevation view thereof.

U.S. PATENT DOCUMENTS

FIG. 6 is a rear elevation view thereof.

D270,047 S * 8/1983 Kataoka et al. D12/110

FIG. 7 is a left side elevation view thereof.

D273,854 S * 5/1984 Ishiyama D12/110

FIG. 8 is a right side elevation view thereof.

D384,600 S * 10/1997 Miwa et al. D12/110

FIG. 9 is a top plan view thereof; and,

D384,601 S * 10/1997 Hiruma et al. D12/110

FIG. 10 is a bottom plan view thereof.

D385,226 S * 10/1997 Mogi et al. D12/110

D387,017 S * 12/1997 Wakita et al. D12/110

1 Claim, 10 Drawing Sheets





FIG. 1




FIG. 2




FIG. 3

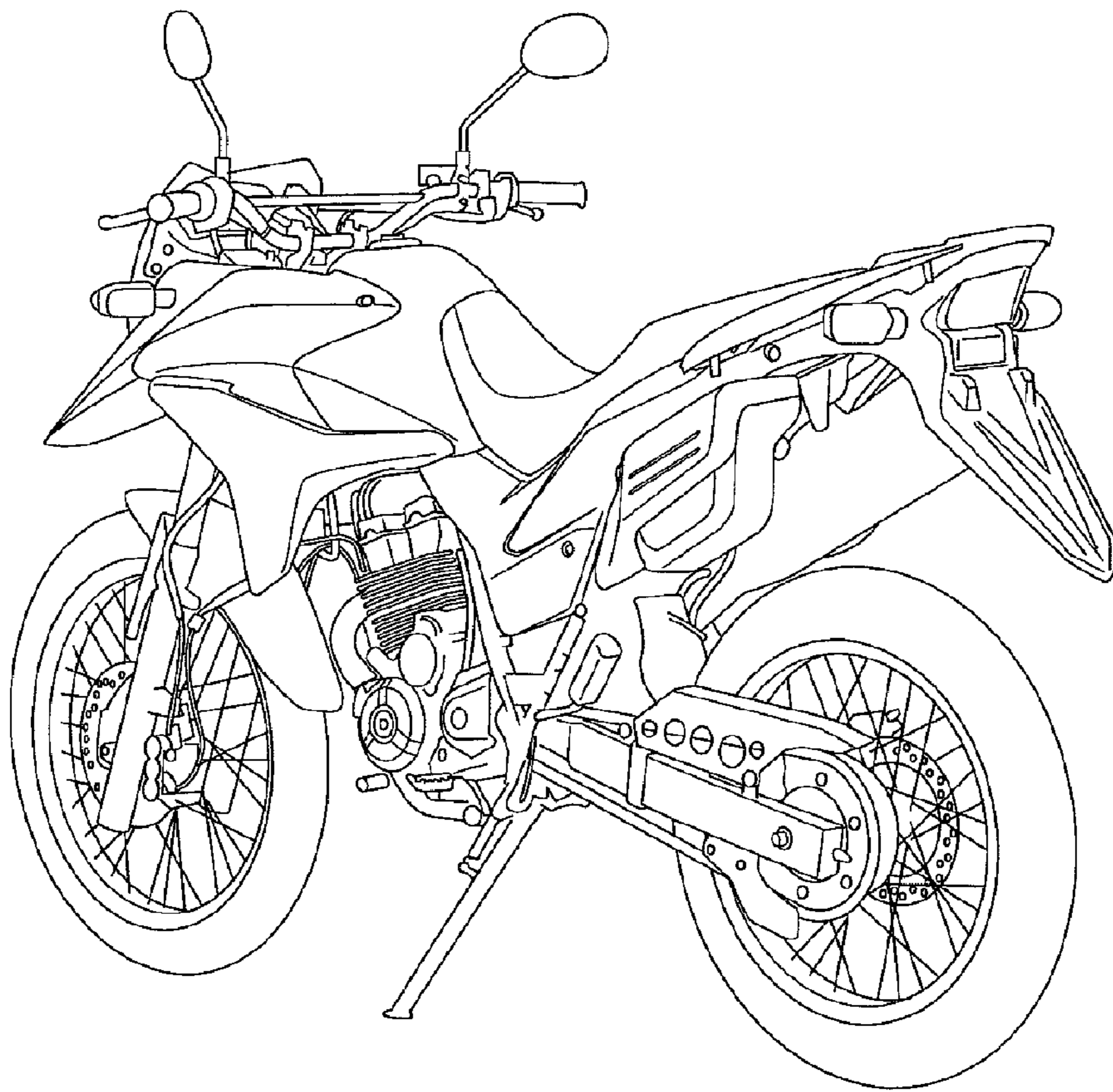


FIG. 4

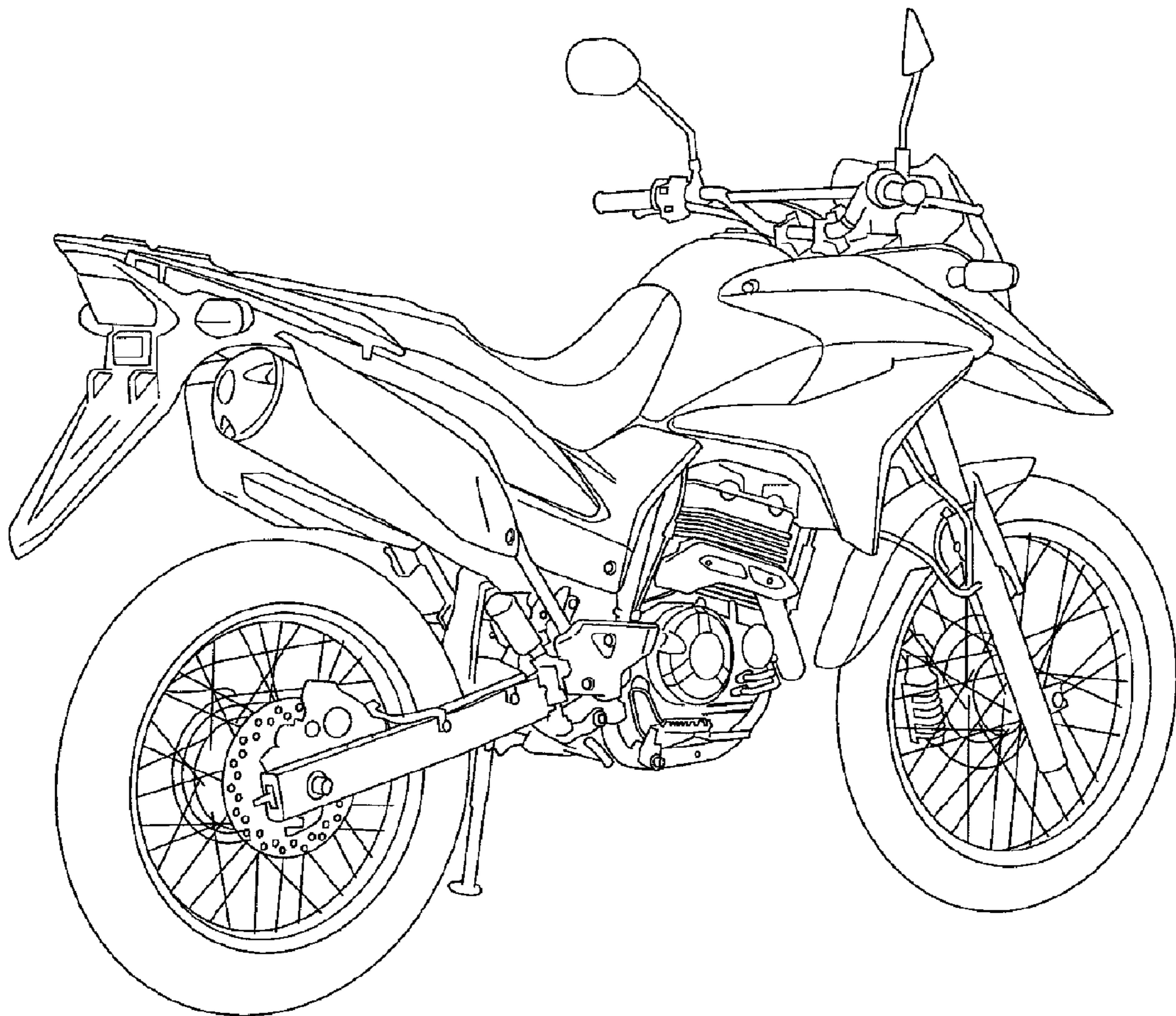


FIG. 5




FIG. 6




FIG. 7

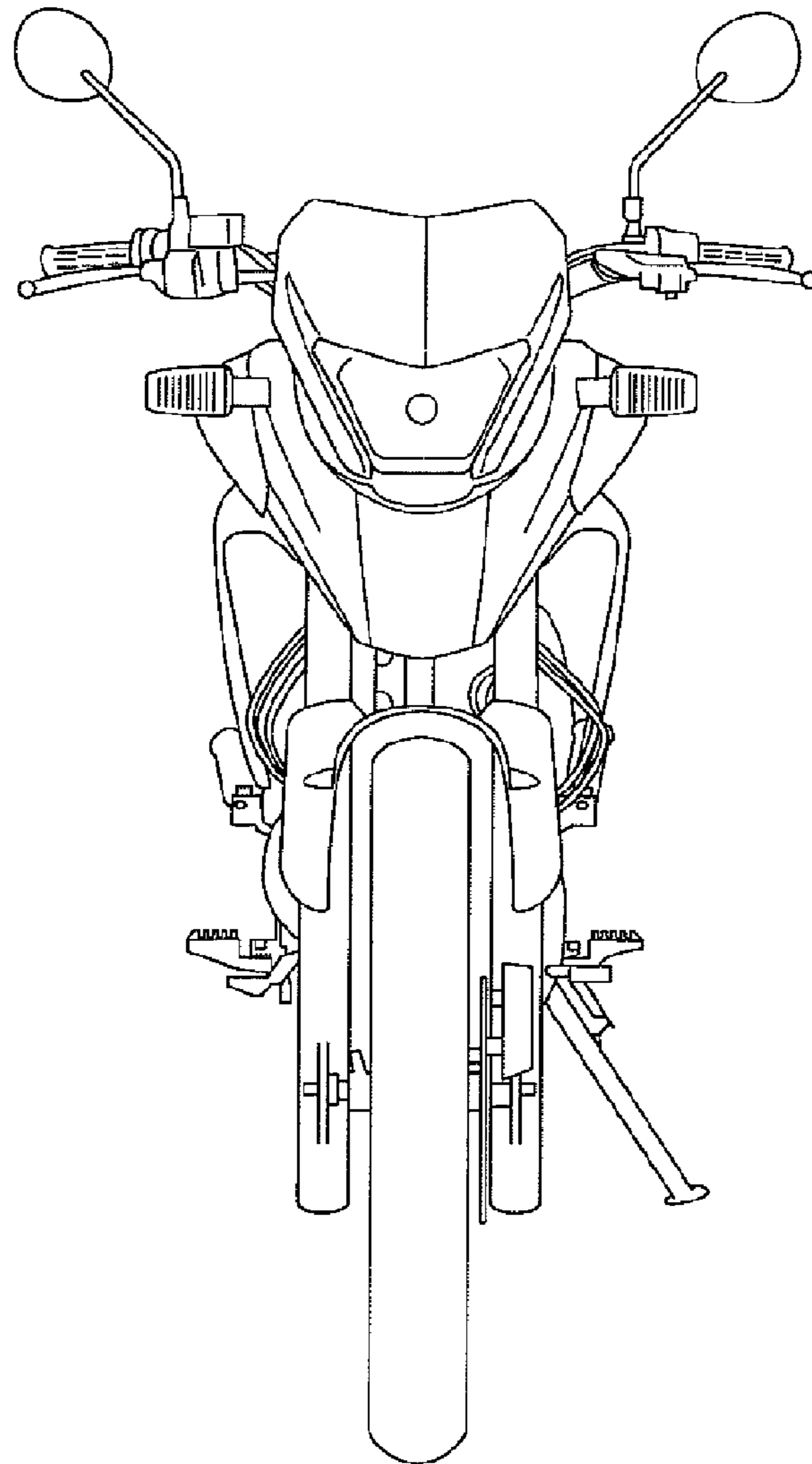


FIG. 8

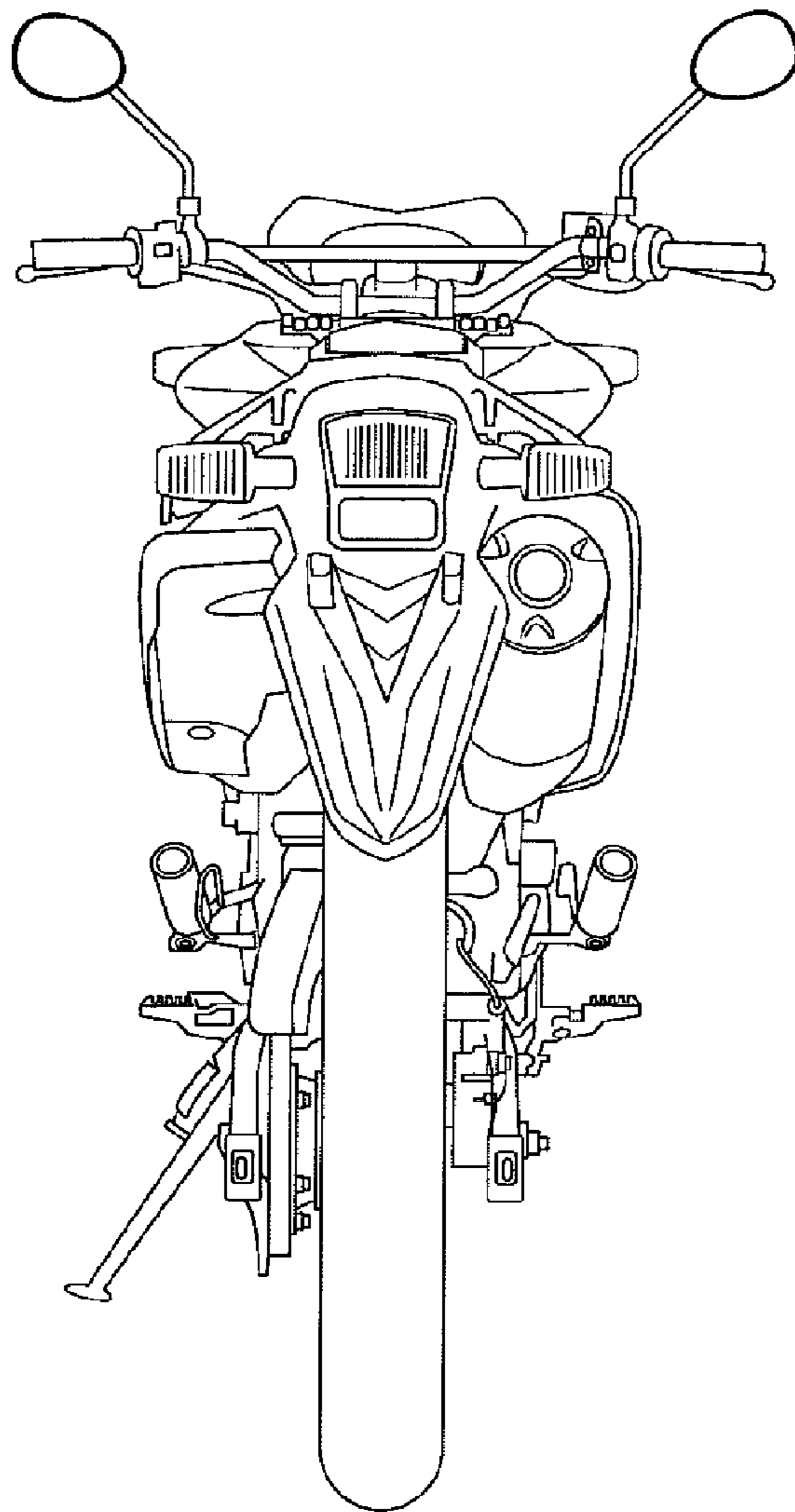


FIG. 9

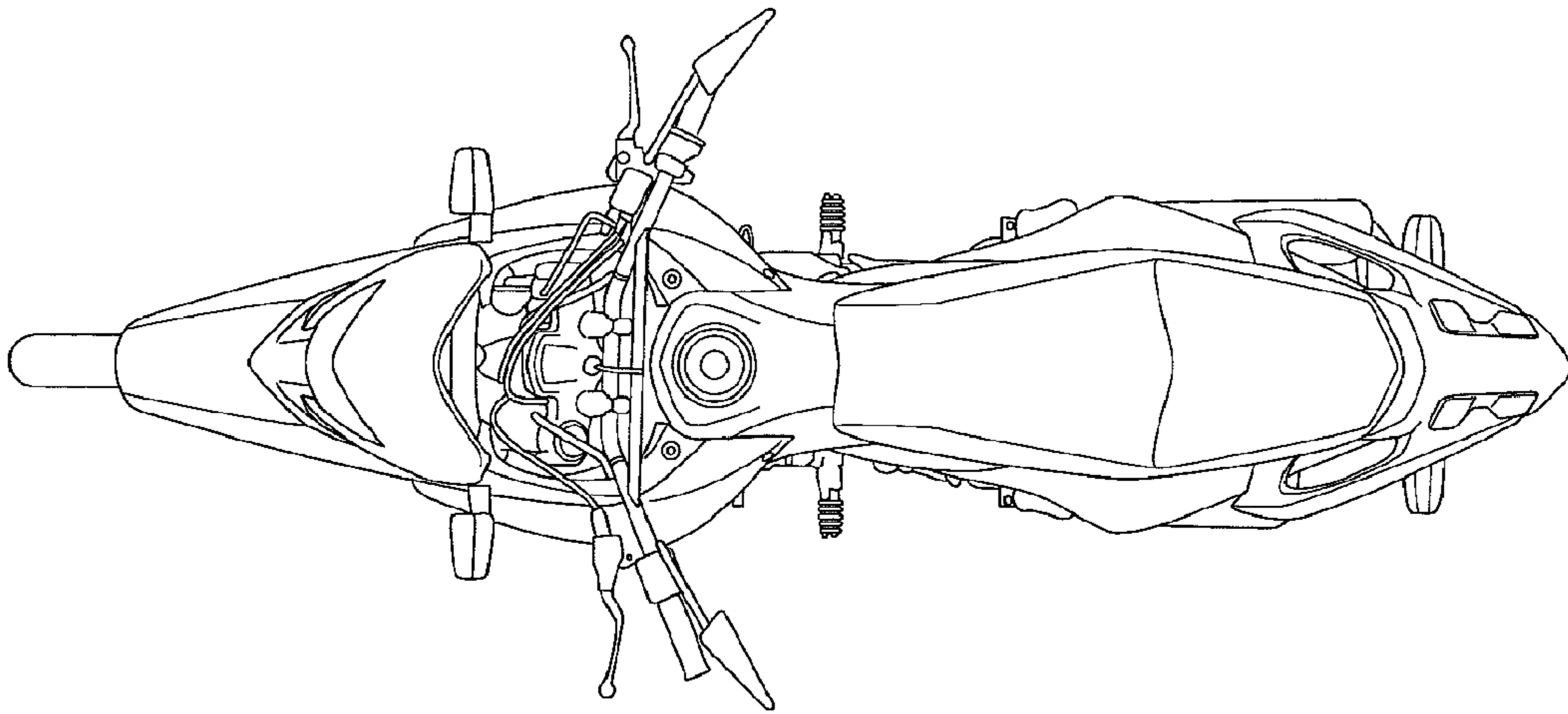


FIG. 10

