



US00D601925S

(12) **United States Design Patent**
O'Donnell

(10) **Patent No.:** **US D601,925 S**

(45) **Date of Patent:** **** Oct. 13, 2009**

(54) **VEHICLE BODY**

D588,501 S * 3/2009 Krugger et al. D12/98
D589,407 S * 3/2009 Krugger et al. D12/98

(75) Inventor: **Kevin M. O'Donnell**, Birmingham, MI
(US)

* cited by examiner

Primary Examiner—Melody N Brown

(73) Assignee: **GM Global Technology Operations, Inc.**, Detroit, MI (US)

(57) **CLAIM**

(**) Term: **14 Years**

The ornamental design for a vehicle body, as shown and described.

(21) Appl. No.: **29/328,897**

(22) Filed: **Dec. 3, 2008**

DESCRIPTION

(51) **LOC (9) Cl.** **12-08**

FIG. 1 is a right front view of a vehicle body showing the new design;

(52) **U.S. Cl.** **D12/98**

FIG. 2 is a left front view thereof;

(58) **Field of Classification Search** D12/86,
D12/90-92, 98; 296/181.1, 181.5, 183.1,
296/37.6

FIG. 3 is a left side view thereof, the right side being a mirror image thereof;

See application file for complete search history.

FIG. 4 is a left rear view thereof;

FIG. 5 is a rear view thereof; and,

(56) **References Cited**


FIG. 6 is a top view thereof.

U.S. PATENT DOCUMENTS

In the drawings, the elements shown in broken lines are for illustrative purposes only and form no part of the claimed design.

D500,461 S * 1/2005 Noguchi et al. D12/98
D537,016 S * 2/2007 Shimoguchi et al. D12/98
D570,742 S * 6/2008 Takagi et al. D12/98
D586,699 S * 2/2009 Opfer et al. D12/98

1 Claim, 6 Drawing Sheets






Fig-1




Fig-2




Fig-3




Fig-4

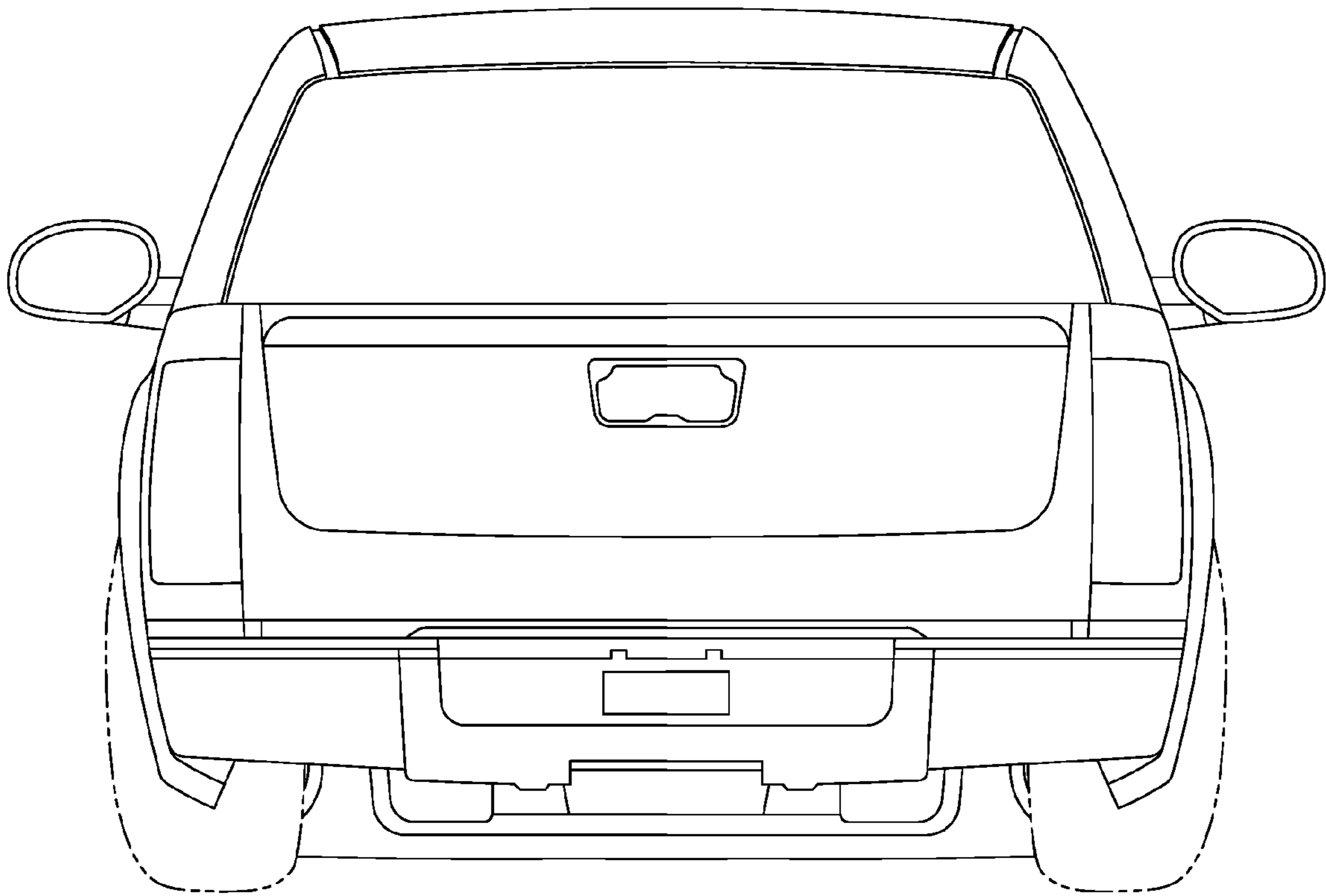


Fig-5

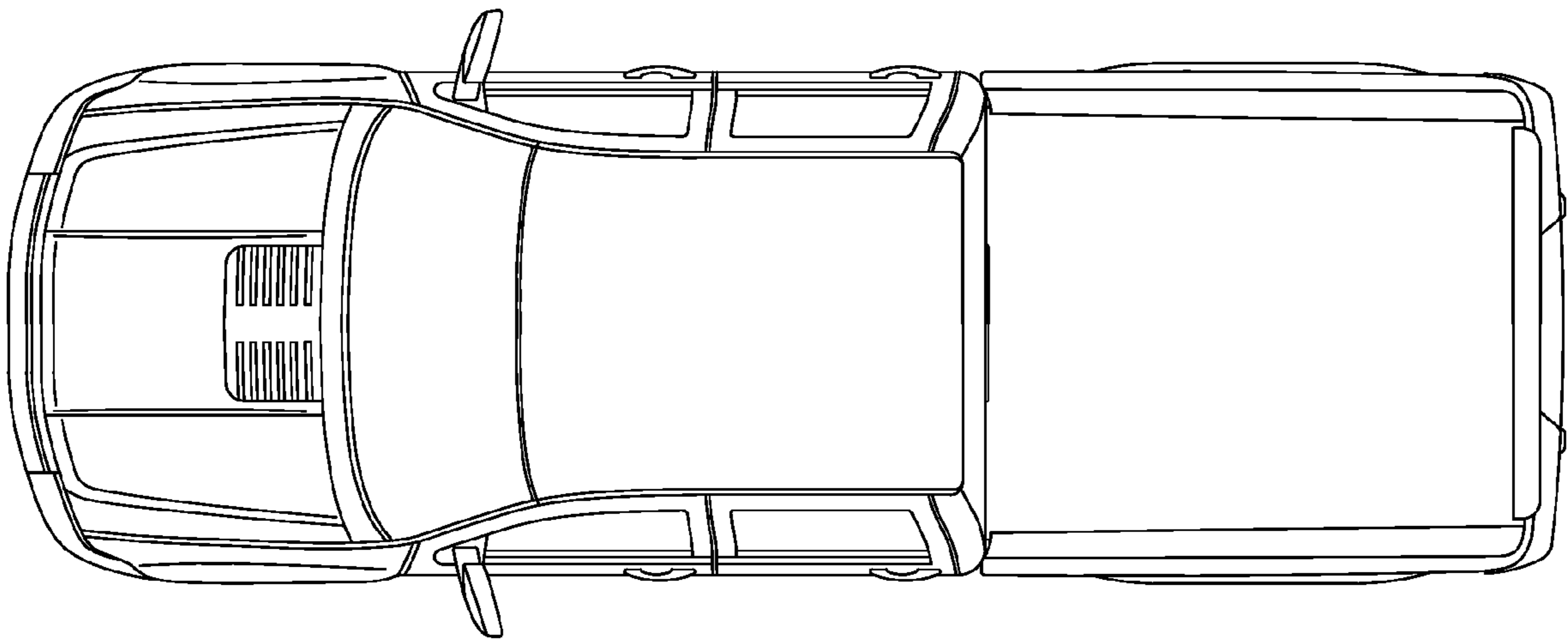


Fig-6