



US00D601921S

(12) **United States Design Patent**  
**Caruso**

(10) **Patent No.:** **US D601,921 S**  
(45) **Date of Patent:** **\*\* Oct. 13, 2009**

(54) **CROSS CHRISTMAS TREE TOPPER ORNAMENT**

(76) Inventor: **Kathleen Caruso**, 731 3rd St., Neptune Beach, FL (US) 32266

(\*\*) Term: **14 Years**

(21) Appl. No.: **29/323,162**

(22) Filed: **Aug. 20, 2008**

(51) **LOC (9) Cl.** ..... **11-05**

(52) **U.S. Cl.** ..... **D11/124; D11/121**

(58) **Field of Classification Search** ..... D11/117, D11/118, 121, 122, 123, 124, 125, 127, 131, D11/132, 133, 134, 157, 158; 428/7-11  
See application file for complete search history.

(56) **References Cited**

**U.S. PATENT DOCUMENTS**

600,313	A *	3/1898	Hayes	.....	428/27
2,036,616	A *	4/1936	Asch	.....	313/312
2,114,194	A *	4/1938	Sadacca	.....	362/362
2,119,055	A *	5/1938	Peffer	.....	222/354
D115,152	S *	6/1939	Richardson	.....	D99/37
D182,431	S *	4/1958	Moussen	.....	D11/120
D317,054	S *	5/1991	Olmstead	.....	D26/32
D338,315	S *	8/1993	Larson	.....	D99/27
D370,282	S *	5/1996	Grether	.....	D26/4
D386,714	S *	11/1997	Ritter	.....	D11/121

D402,586	S *	12/1998	Johnson et al.	.....	D11/131
D429,351	S *	8/2000	Grether	.....	D26/25
D443,970	S *	6/2001	Stucker	.....	D99/27
D508,580	S *	8/2005	Norris et al.	.....	D26/67
D540,817	S *	4/2007	Milstein	.....	D14/496
D564,682	S *	3/2008	Voss	.....	D26/25

\* cited by examiner

*Primary Examiner*—Prabhakar Deshmukh  
*Assistant Examiner*—Elizabeth J Oswecki  
(74) *Attorney, Agent, or Firm*—Gold & Rizvi, P.A.; Glenn E. Gold; H. John Rizvi

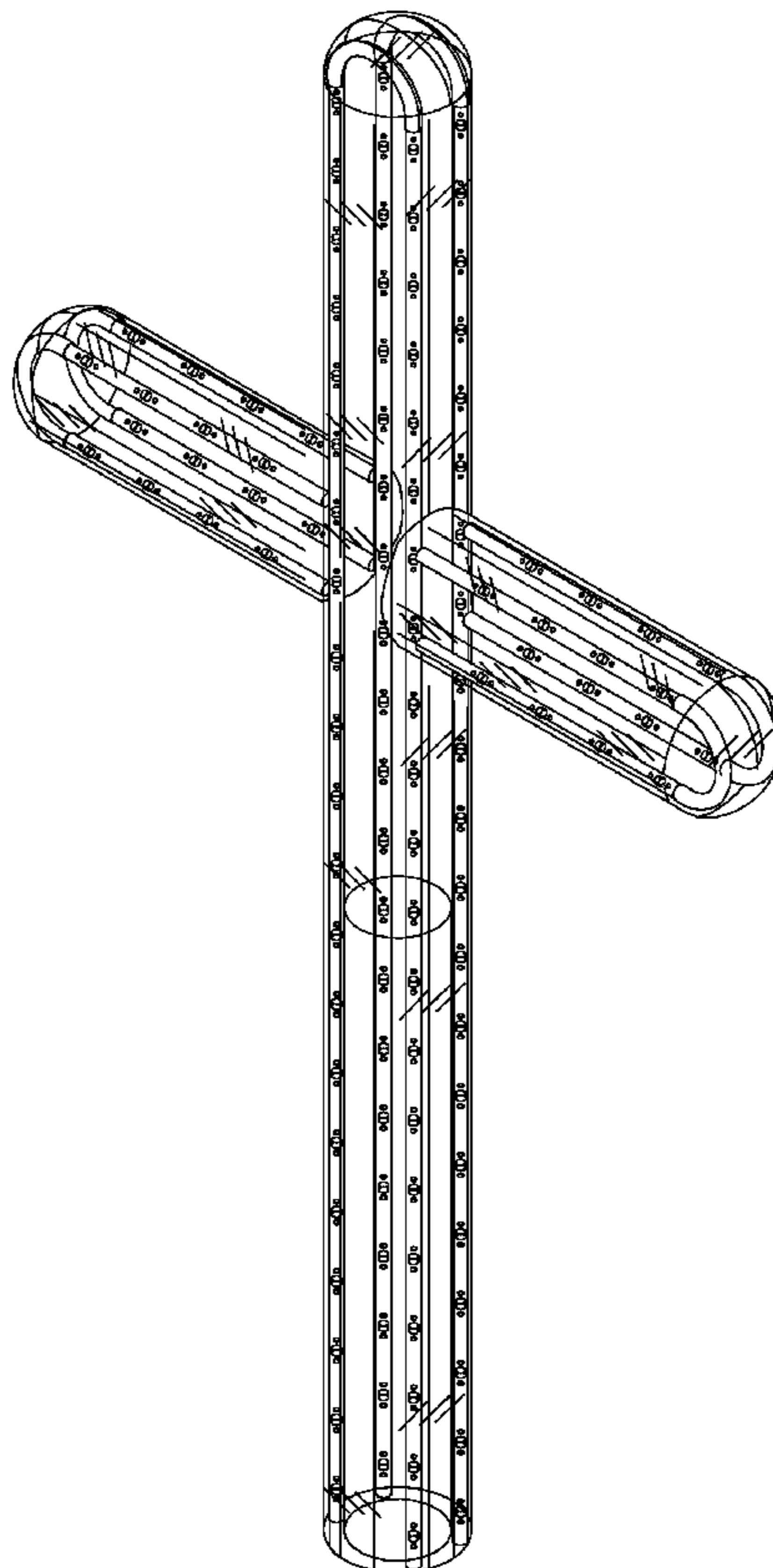
(57) **CLAIM**

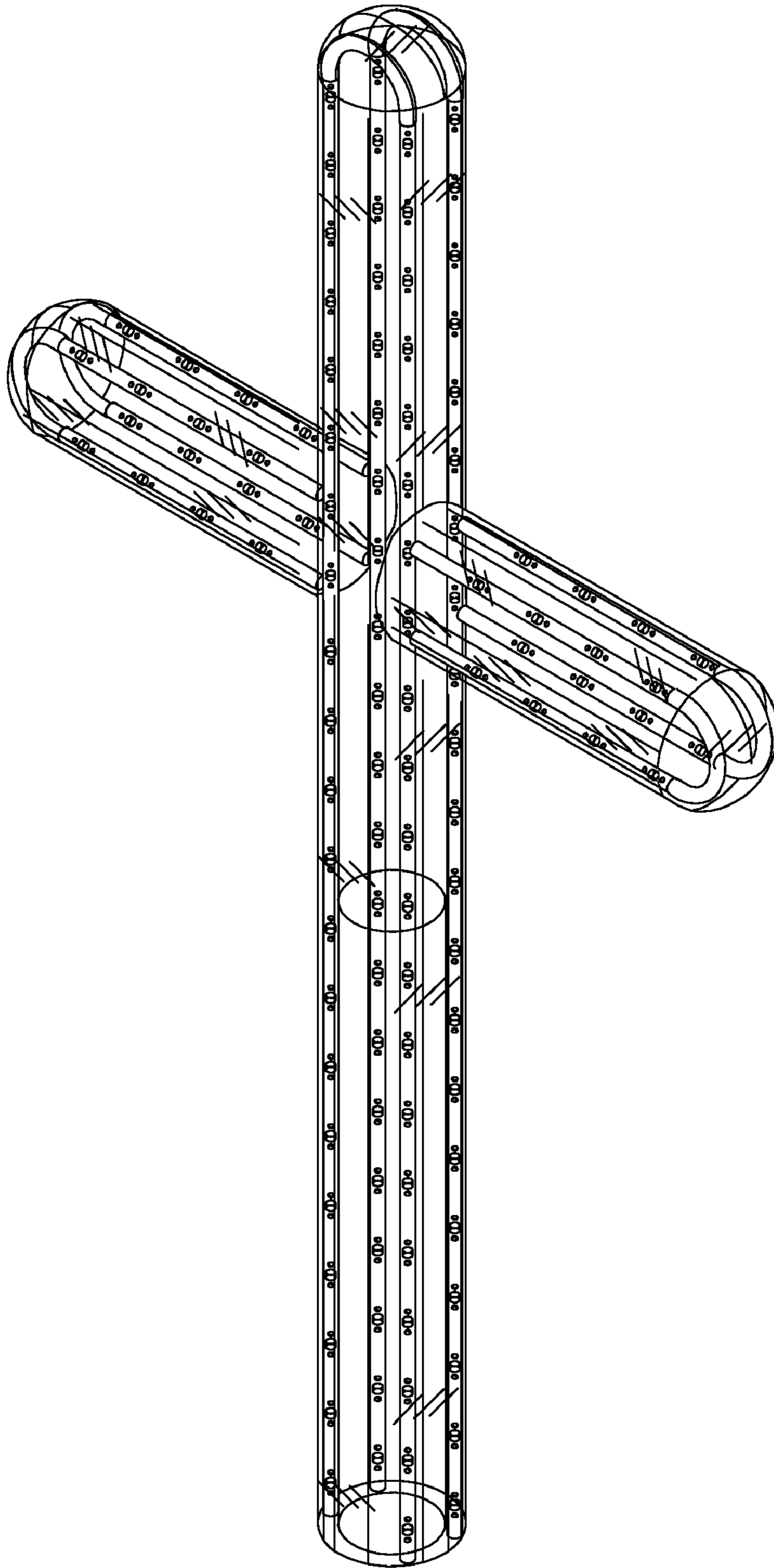
I claim the ornamental design for a cross Christmas tree topper ornament, as shown and described.

**DESCRIPTION**

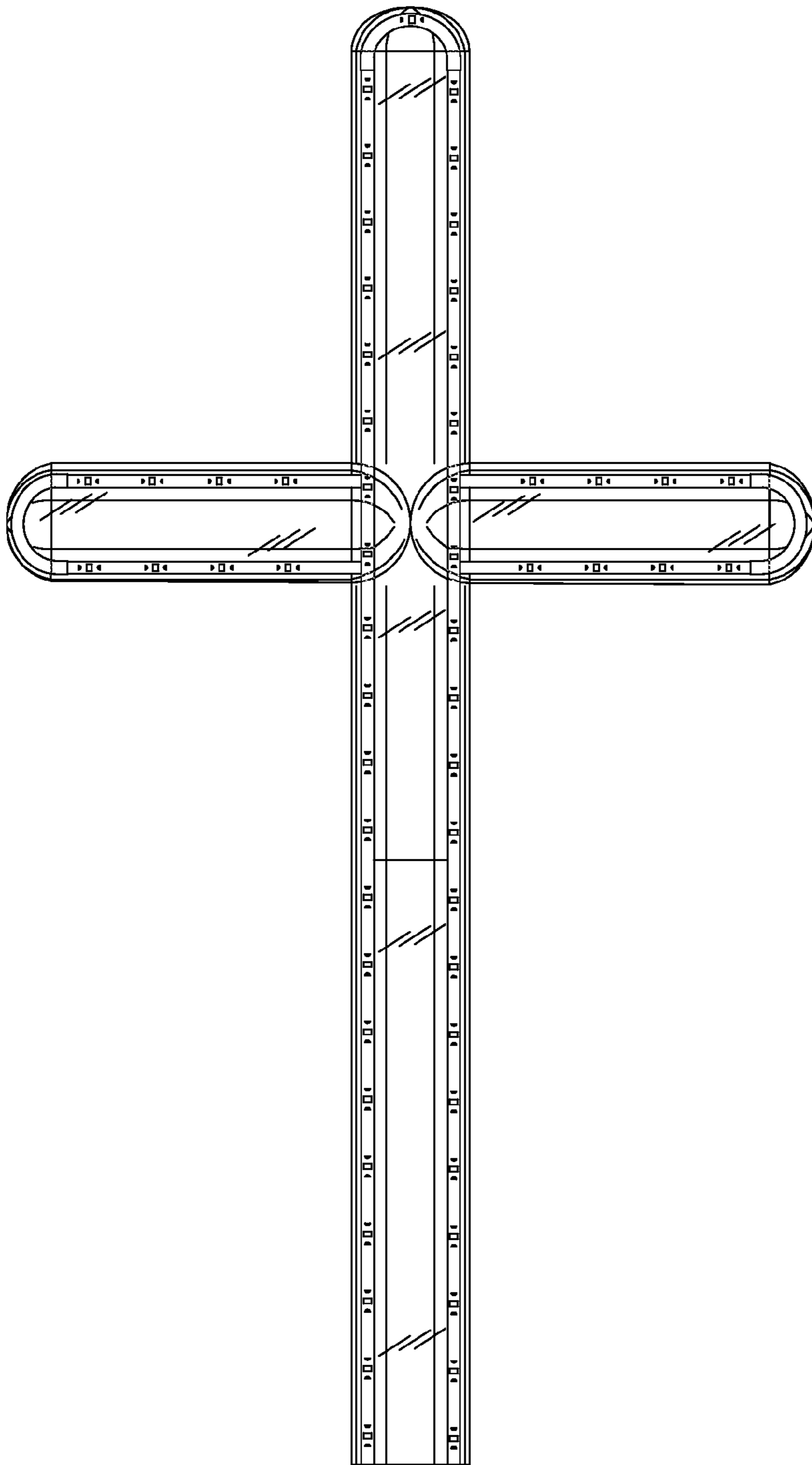
FIG. 1 is a side perspective view of a cross Christmas tree topper ornament showing my new design;  
FIG. 2 is a front elevation view thereof;  
FIG. 3 is a right side elevation view thereof;  
FIG. 4 is a left side elevation view thereof;  
FIG. 5 is a rear elevation view thereof;  
FIG. 6 is a top planar view thereof; and,  
FIG. 7 is a bottom planar view thereof.

**1 Claim, 4 Drawing Sheets**

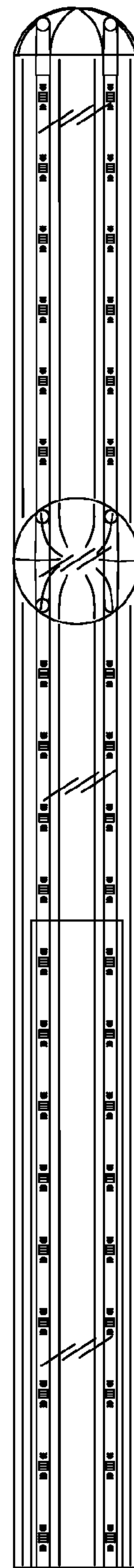




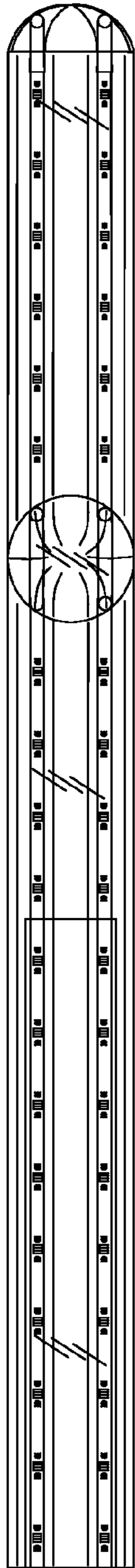
**FIG. 1**



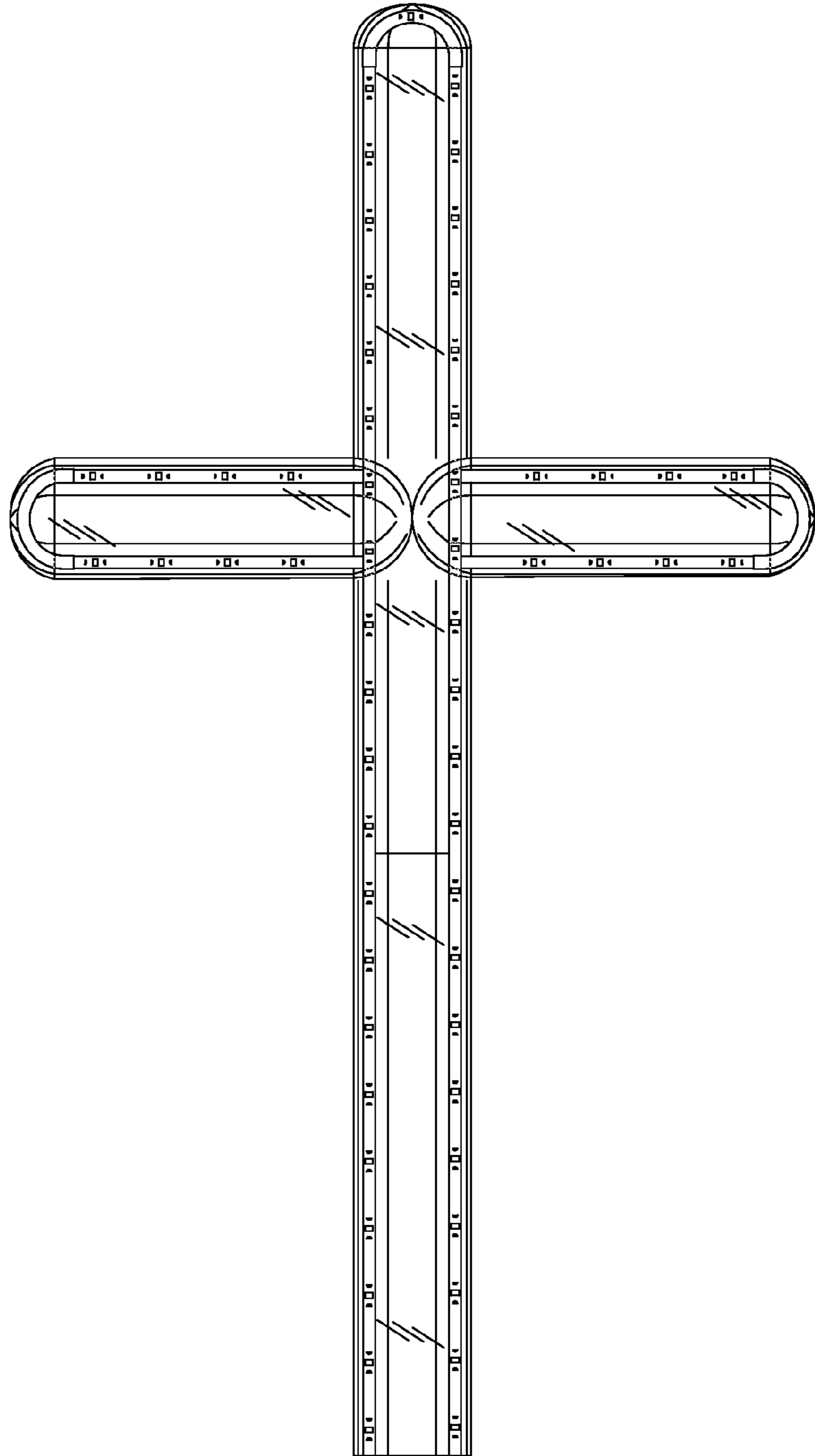
**FIG. 2**




**FIG. 3**



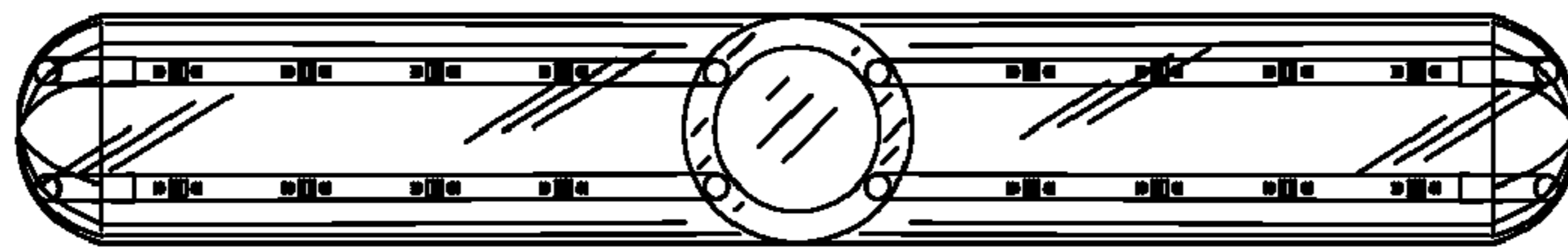
**FIG. 4**



**FIG. 5**



*FIG. 6*



*FIG. 7*