



US00D601920S

(12) **United States Design Patent**  
**Lax**

(10) **Patent No.:** **US D601,920 S**  
(45) **Date of Patent:** **\*\* Oct. 13, 2009**

(54) **GLOBAL COORDINATE JEWELRY COMPONENT**

(76) Inventor: **Jennifer Lax**, 1736 Ceder St., Santa Monica, CA (US) 90405

(\*\*) Term: **14 Years**

(21) Appl. No.: **29/313,538**

(22) Filed: **Jan. 21, 2009**

(51) **LOC (9) Cl.** ..... **11-03**

(52) **U.S. Cl.** ..... **D11/116; D11/61; D11/81**

(58) **Field of Classification Search** ..... D11/1-7, D11/9, 13-14, 16-17, 26, 32, 40, 42-44, D11/46, 48-49, 53, 56-57, 61, 66, 69, 74, D11/76-77, 79, 80-93, 95-101, 103, 105, D11/108, 116; 63/1.11, 1.16, 13, 14.1, 15, 63/15.1-15.4, 18-20, 23, 26-28, 32-33, 63/DIG. 3

See application file for complete search history.

(56) **References Cited**

**U.S. PATENT DOCUMENTS**

D100,829 S *	8/1936	Pollack	.....	D11/61
D104,106 S *	4/1937	Howard	.....	D11/46
2,152,435 A *	3/1939	Knight	.....	40/618
2,209,714 A *	7/1940	Chernow	.....	40/618
2,213,097 A *	8/1940	Del Sesto	.....	40/620
2,255,999 A *	9/1941	Kuehner	.....	63/19
D132,705 S *	6/1942	Wittman	.....	D11/108
D132,861 S *	6/1942	Walker, Jr.	.....	D11/116
D133,130 S *	7/1942	Huffman	.....	D11/116
D134,987 S *	2/1943	Zlatohlavek	.....	D11/116
2,342,237 A *	2/1944	Barbieri	.....	156/245
D155,846 S *	11/1949	Solomon	.....	D28/43
D174,815 S *	5/1955	Imundo	.....	D11/116
D179,568 S *	1/1957	Hand	.....	D11/61
D235,913 S *	7/1975	Cipullo	.....	D11/81
D261,999 S *	11/1981	Snider	.....	D11/61
D263,029 S *	2/1982	MacFaden	.....	D11/79

D264,569 S *	5/1982	Vandoni	.....	D11/61
D271,188 S *	11/1983	Weeks	.....	D11/79
D308,026 S *	5/1990	Victory	.....	D11/46
D327,030 S *	6/1992	Young	.....	D11/61
D348,347 S *	7/1994	Krajci	.....	D2/976
D366,225 S *	1/1996	Riegle	.....	D11/81
D384,903 S *	10/1997	Morrison	.....	D11/7
D455,976 S *	4/2002	Holland	.....	D11/61
D473,484 S *	4/2003	Bernsen	.....	D11/81
D516,460 S *	3/2006	Lamb	.....	D11/116
D578,429 S *	10/2008	Momjian	.....	D11/79

\* cited by examiner

*Primary Examiner*—Philip S Hyder

*Assistant Examiner*—Susan E Krakower

(74) *Attorney, Agent, or Firm*—Freilich, Hornbaker & Rosen

(57) **CLAIM**

The ornamental design for a global coordinate jewelry component, as shown.

**DESCRIPTION**

FIG. 1 is a front elevational view of a global coordinate jewelry component configured in accordance with an embodiment of the present invention;

FIG. 2 is a left side elevational view of the jewelry component of FIG. 1;

FIG. 3 is a right side elevational view of the jewelry component of FIG. 1;


FIG. 4 is a rear elevational view of the jewelry component of FIG. 1;

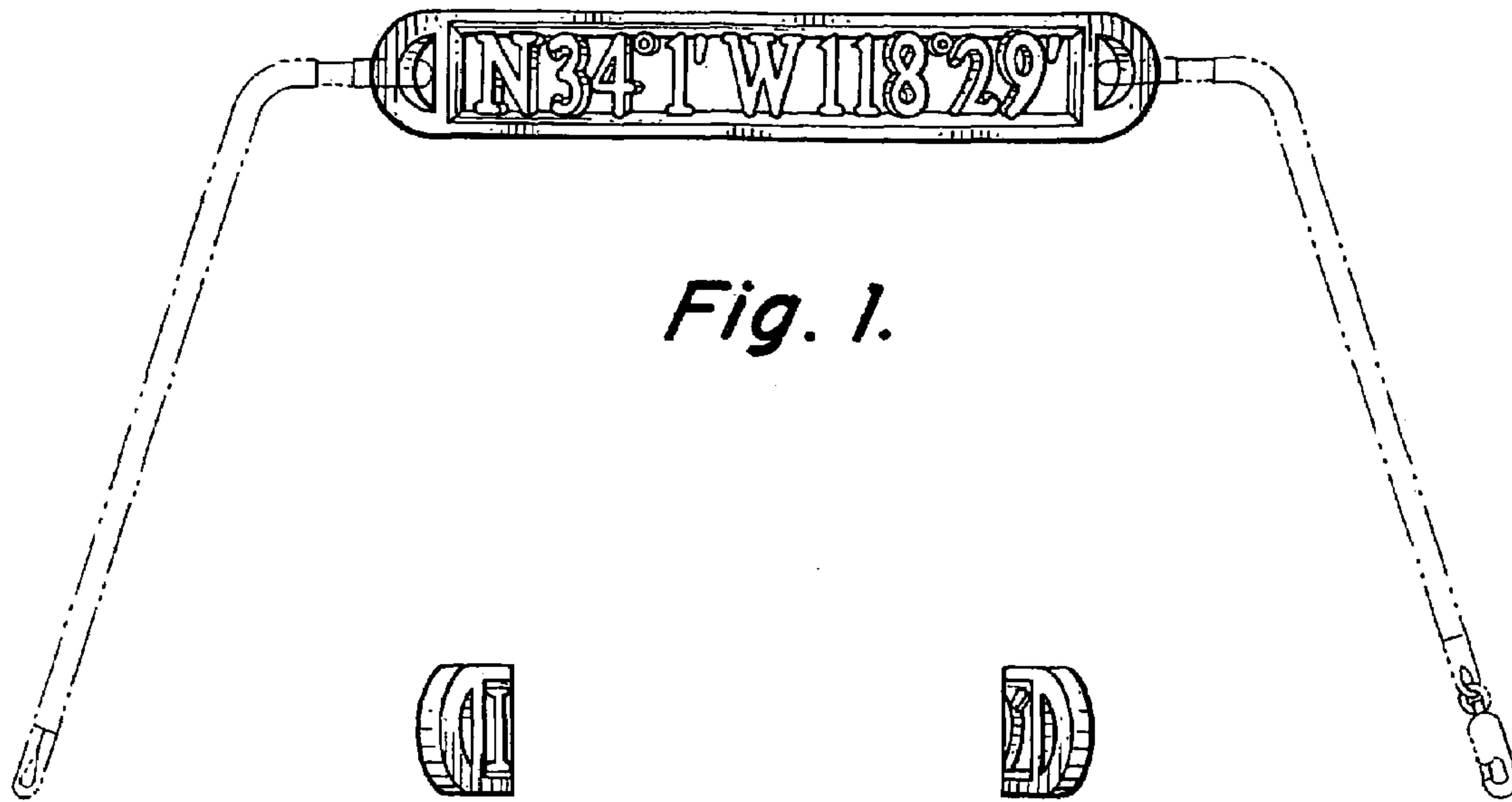
FIG. 5 is a top plan view of the jewelry component of FIG. 1; and,

FIG. 6 is a bottom plan view of the jewelry component of FIG. 1.

The broken lines in FIG. 1 illustrate environmental structure and form no part of the claimed design.

**1 Claim, 1 Drawing Sheet**





*Fig. 1.*



*Fig. 2.*



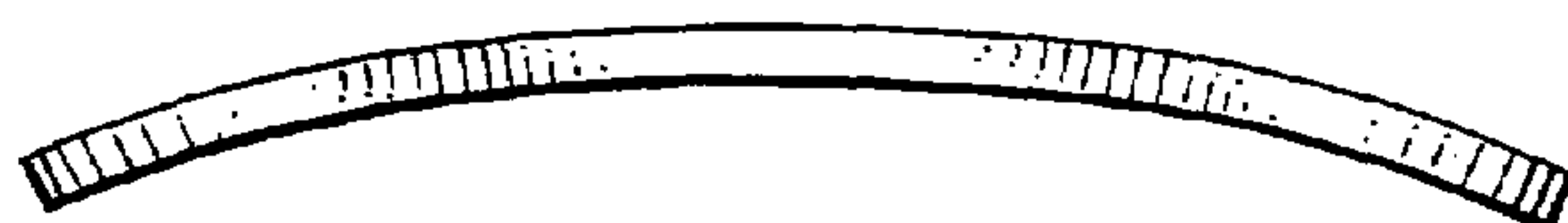
*Fig. 3.*



*Fig. 4.*



*Fig. 5.*



*Fig. 6.*