



US00D601908S

(12) **United States Design Patent**  
**Yun**

(10) **Patent No.:** **US D601,908 S**  
(45) **Date of Patent:** **\*\* Oct. 13, 2009**

(54) **CONTAINER**

(76) Inventor: **Sang Hwa Yun**, 1-301 Woosung Jootaek,  
692-2 Hakik-dong, Nam-gu, Incheon-shi  
402-040 (KR)

(\*\*) Term: **14 Years**

(21) Appl. No.: **29/287,184**

(22) Filed: **Jul. 6, 2007**

3,416,712 A	12/1968	Shastal	
4,408,699 A	10/1983	Stock	
D335,256 S *	5/1993	Slavin et al. ....	D9/724
D383,673 S *	9/1997	Daansen .....	D9/448
D386,679 S *	11/1997	Beaver .....	D9/724
5,908,107 A	6/1999	Baudin	
D460,485 S *	7/2002	Keda .....	D19/43
D471,797 S *	3/2003	Guerrera et al. ....	D9/724
6,543,645 B2	4/2003	Lacout	
6,655,524 B2	12/2003	De Laforcade	
D529,817 S *	10/2006	Francavilla et al. ....	D9/724
D551,569 S *	9/2007	Tanaka .....	D9/724

**Related U.S. Application Data**

(63) Continuation of application No. 10/885,413, filed on  
Jul. 7, 2004, now Pat. No. 7,240,456.

**Foreign Application Priority Data**

Jul. 7, 2003 (KR) ..... 20-2003-0021720

(51) **LOC (9) Cl.** ..... **09-03**

(52) **U.S. Cl.** ..... **D9/724**

(58) **Field of Classification Search** ..... D9/414,  
D9/424, 448, 516, 529, 563, 571-574, 549,  
D9/550, 558, 688, 723-727; D6/512, 515;  
D3/201, 203.1, 203.5; D24/100, 107; D28/4,  
D28/7, 9, 73, 76, 85, 89; D19/35, 36, 41,  
D19/43, 45, 47, 51; 206/229, 385; 221/303,  
221/312 R; 215/44, 45, 228, 902; 222/1,  
222/71, 173, 566, 630, 631; 604/295; 606/204.25;  
47/48.5

See application file for complete search history.

(56) **References Cited**

**U.S. PATENT DOCUMENTS**

1,403,637 A \* 1/1922 Rhodes ..... 215/228

**OTHER PUBLICATIONS**

U.S. Appl. No. 10/885,413, filed Jul 7, 2004, Sang Hwa Yoon.

\* cited by examiner

*Primary Examiner*—Stella M Reid

*Assistant Examiner*—Shanda C Hill

(74) *Attorney, Agent, or Firm*—Staas & Halsey LLP

(57) **CLAIM**

The ornamental design for the container, as shown.

**DESCRIPTION**

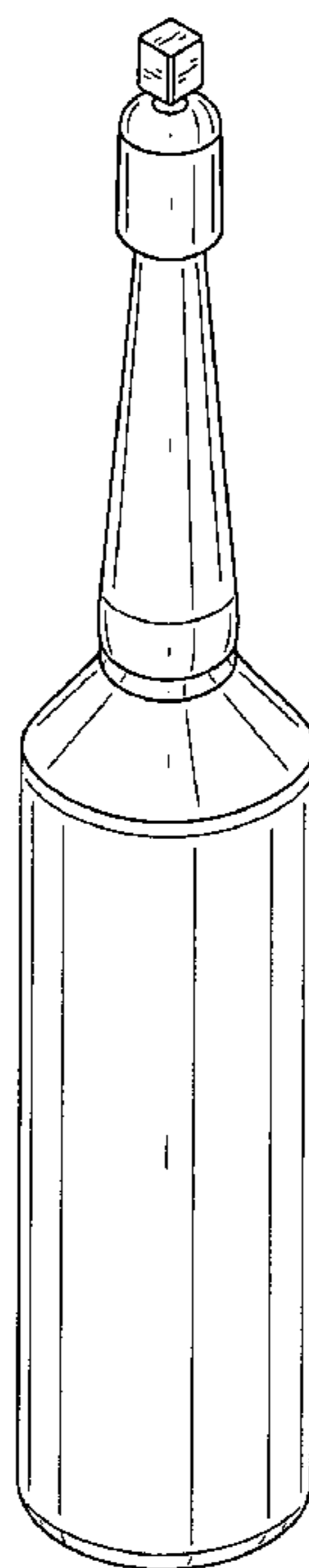
FIG. 1 is a perspective view of the container according to the  
present invention;

FIG. 2 is a side view of the container of FIG. 1; and,

FIG. 3 is a cross sectional view taken along line 3—3 of FIG.  
2.

The sides not shown form no part of the claimed design.

**1 Claim, 3 Drawing Sheets**



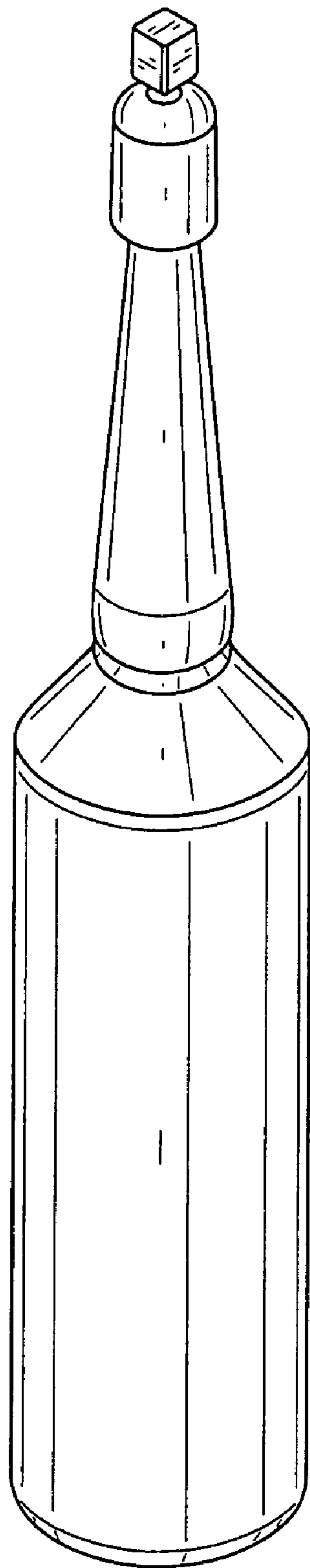


FIG. 1

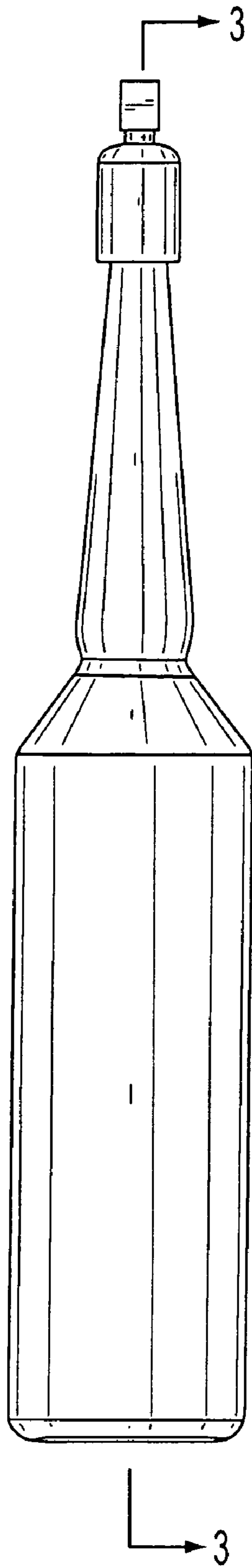


FIG. 2

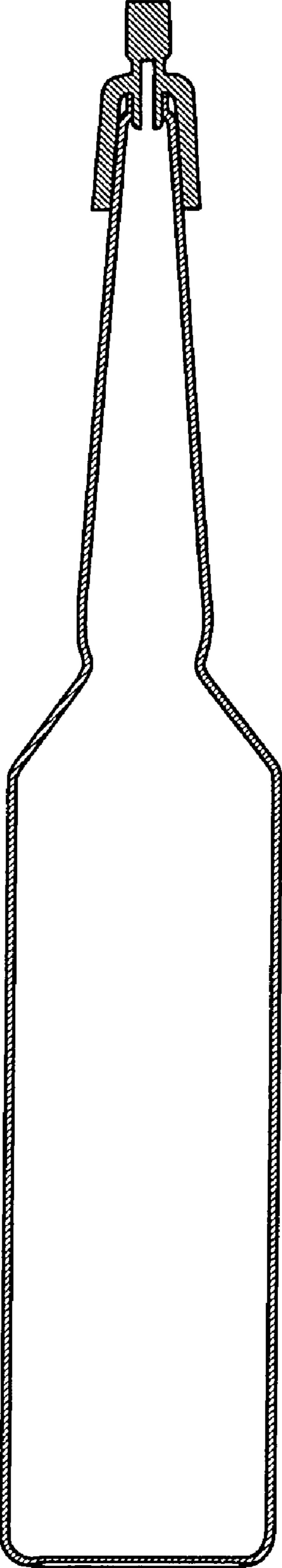


FIG. 3