



US00D601898S

(12) **United States Design Patent**
Ikeda et al.

(10) **Patent No.:** **US D601,898 S**
(45) **Date of Patent:** **** Oct. 13, 2009**

(54) **BOTTLE**

D583,678 S * 12/2008 Yamamoto D9/692

(75) Inventors: **Retsu Ikeda**, Tokyo (JP); **Eri Kimura**, Tokyo (JP)

(73) Assignee: **Otsuka Pharmaceutical Co. Ltd.** (JP)

(**) Term: **14 Years**

(21) Appl. No.: **29/330,230**

(22) Filed: **Dec. 31, 2008**

(30) **Foreign Application Priority Data**

Jul. 3, 2008 (JP) 2008-017195

(51) **LOC (9) Cl.** **09-05**

(52) **U.S. Cl.** **D9/503; D9/690**

(58) **Field of Classification Search** D9/500,
D9/502-505, 516, 549, 557-558, 682, 686,
D9/688, 692; 215/379, 381-382; 220/660,
220/669-675

See application file for complete search history.

(56) **References Cited**

U.S. PATENT DOCUMENTS

1,766,990 A	6/1930	Freeman	
D225,398 S	12/1972	David	
D321,644 S	11/1991	Katada et al.	
D342,021 S *	12/1993	Porta	D9/727
D347,571 S	6/1994	Wacker	
D364,006 S	11/1995	Kamen	
D364,669 S	11/1995	Winner	
D406,054 S	2/1999	Wagner	
D412,661 S *	8/1999	Lavigne	D9/690
D423,922 S *	5/2000	Ohchi et al.	D9/688
D426,768 S *	6/2000	Gattineri	D9/690
D477,216 S	7/2003	Gronwall	
D491,056 S	6/2004	Bougamont	
D508,208 S *	8/2005	Ozaki et al.	D9/688
D511,690 S *	11/2005	Garcia et al.	D9/682
D515,436 S *	2/2006	Py et al.	D9/697
D518,381 S *	4/2006	Egawa	D9/504
D523,350 S *	6/2006	Ohmoto et al.	D9/690
D554,526 S *	11/2007	Hoadley et al.	D9/692

FOREIGN PATENT DOCUMENTS

JP	739443	7/1988
JP	791141	7/1990
JP	979135	4/1997
JP	995392	11/1997
JP	1009776	5/1998
JP	1011801	6/1998
JP	1011802	6/1998
JP	1013063	6/1998
JP	1021909	9/1998
JP	1025085	11/1998
JP	1025572	11/1998
JP	1038286	5/1999
JP	1056572	12/1999
JP	1056572-1	12/1999
JP	1057547	1/2000
JP	1070375	5/2000
JP	1070395	5/2000

(Continued)

Primary Examiner—Ian Simmons
Assistant Examiner—Dana L Sipos
(74) *Attorney, Agent, or Firm*—Saidman DesignLaw Group

(57) **CLAIM**

The ornamental design for a bottle, as shown and described.

DESCRIPTION

FIG. 1 is a front perspective view of a bottle showing our new design;

FIG. 2 is a front view thereof;

FIG. 3 is a rear view thereof;

FIG. 4 is a right side view thereof;

FIG. 5 is a left side view thereof;

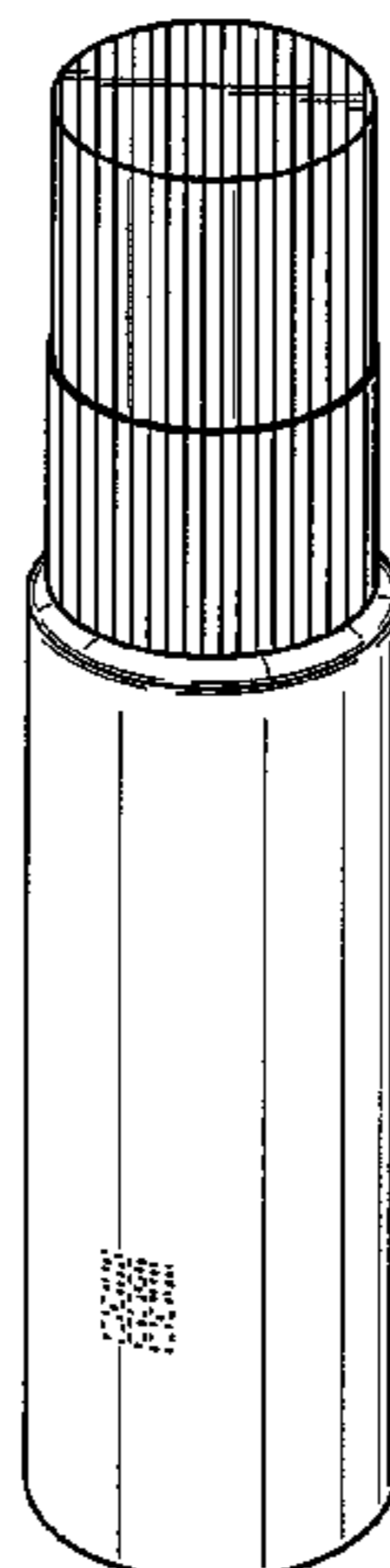
FIG. 6 is a top view thereof; and,

FIG. 7 is a bottom view thereof.

The spaced vertical lines in the drawings indicate the color red.

The broken lines are environmental only and form no part of the claimed design.

1 Claim, 4 Drawing Sheets



US D601,898 S

Page 2

FOREIGN PATENT DOCUMENTS					
			JP	1252297	10/2005
			JP	1256128	11/2005
JP	1082336	8/2000	JP	1301712	5/2007
JP	1144192	6/2002	JP	1339677	9/2008
JP	1144283	6/2002			
JP	1196469	2/2004			

* cited by examiner

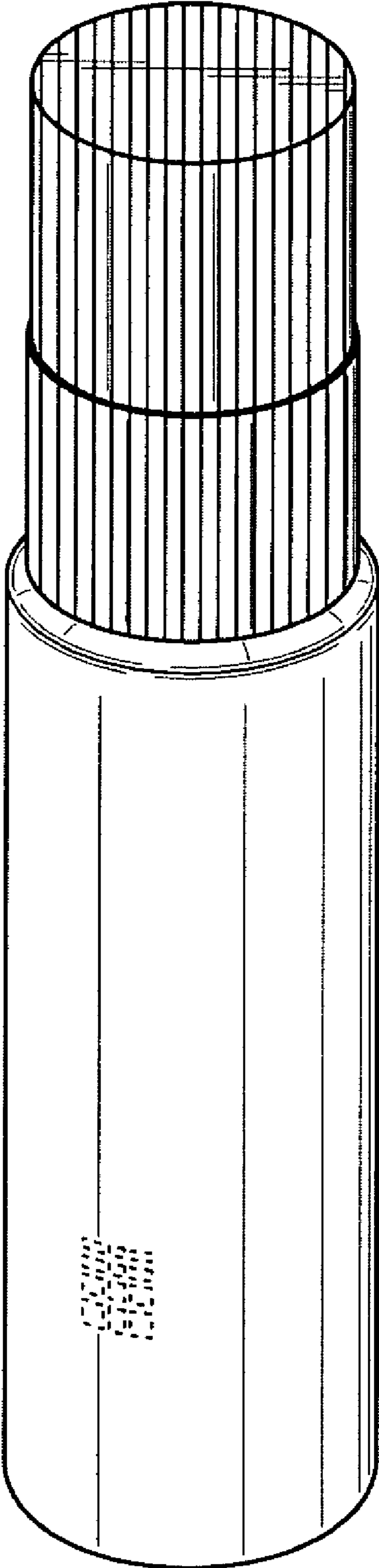


Fig. 1




Fig. 2




Fig. 3




Fig. 4




Fig. 5

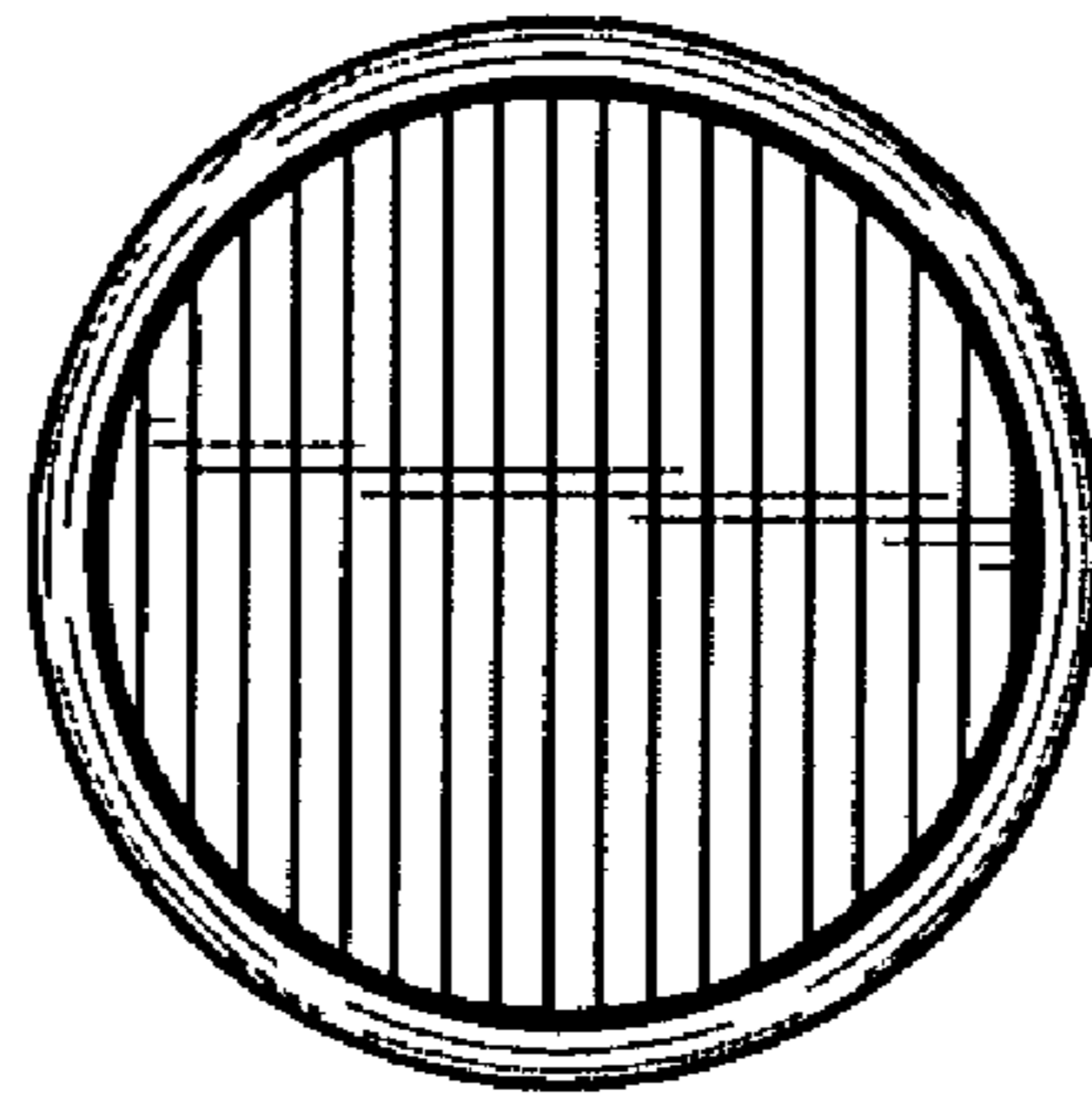


Fig. 6

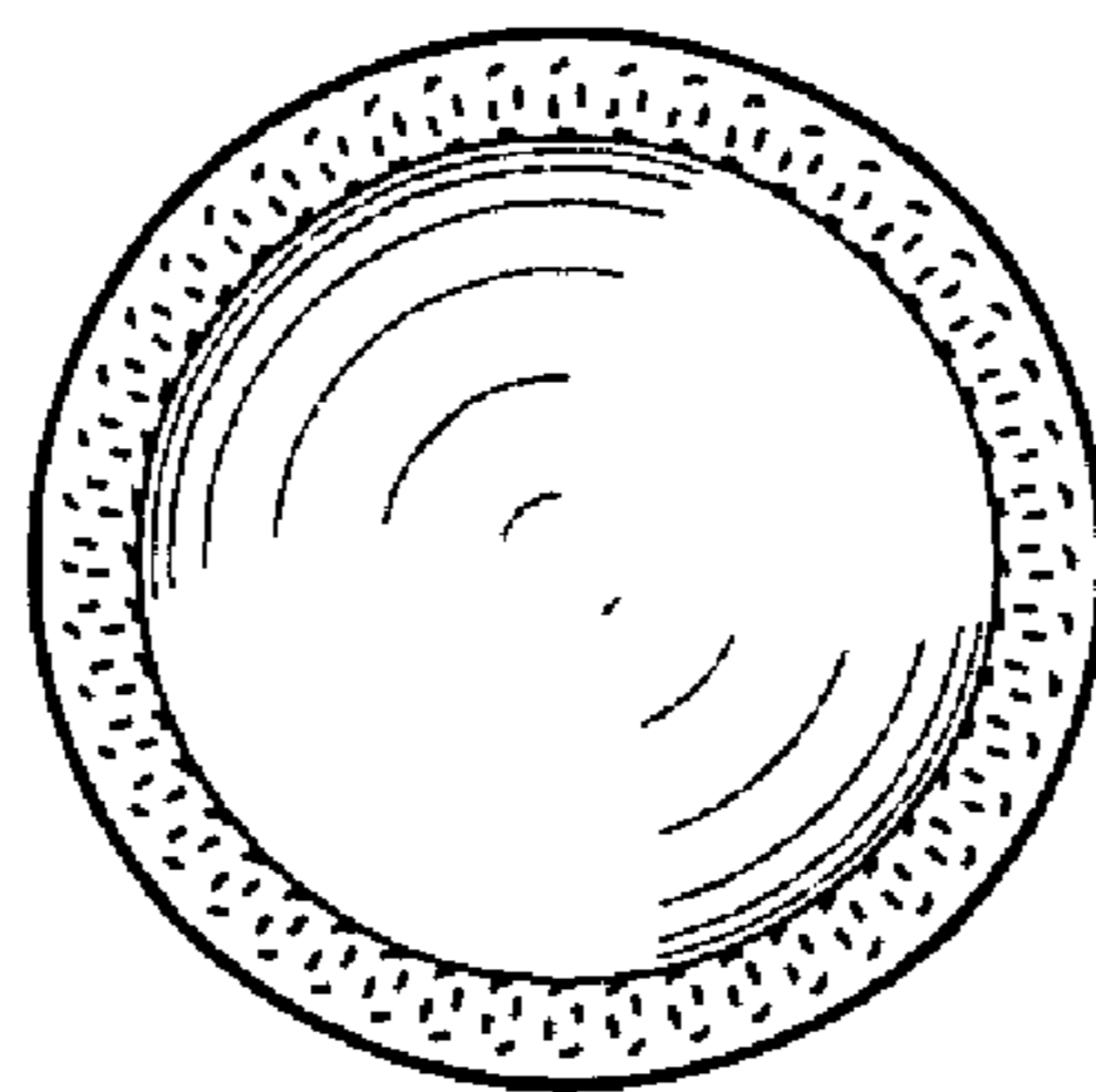


Fig. 7