



US00D601894S

(12) **United States Design Patent**
Cho et al.

(10) **Patent No.:** **US D601,894 S**
(45) **Date of Patent:** **** Oct. 13, 2009**

(54) **NASAL SPRAY ACTUATOR**

(75) Inventors: **Sean H. Cho**, Elgin, IL (US); **Peter J. Walters**, Barrington, IL (US)

(73) Assignee: **Seaquist Perfect Dispensing LLC**, Cary, IL (US)

(**) Term: **14 Years**

(21) Appl. No.: **29/313,479**

(22) Filed: **Jan. 8, 2009**

(51) **LOC (9) Cl.** **09-07**

(52) **U.S. Cl.** **D9/447**

(58) **Field of Classification Search** D9/902,
D9/763, 516, 453, 447, 438, 435, 440, 454,
D9/434; D7/510, 396.2; D28/7; D24/224,
D24/130, 112; D23/206; D10/101; 604/228;
222/82, 566, 539, 529, 526, 521, 478, 321.6,
222/153.13, 158; 221/63, 45; 220/716, 270;
215/257; 206/219

See application file for complete search history.

(56) **References Cited**

U.S. PATENT DOCUMENTS

5,647,516 A * 7/1997 Young et al. 222/529

6,257,454 B1 7/2001 Ritsche
6,772,915 B2 8/2004 Helmlinger
D524,648 S * 7/2006 Feist et al. D9/447
D551,075 S * 9/2007 Puller D9/447
2005/0040188 A1 2/2005 Herry

* cited by examiner

Primary Examiner—Susan Bennett Hattan

(57) **CLAIM**

The ornamental design for a nasal spray actuator, as shown and described.

DESCRIPTION

FIG. 1 is an isometric view of our design for a nasal spray actuator,


FIG. 2 is a right-side view thereof;

FIG. 3 is a top view thereof;

FIG. 4 is a rear view thereof; and,

FIG. 5 is a front view thereof.

1 Claim, 2 Drawing Sheets






FIG. 1




FIG. 3

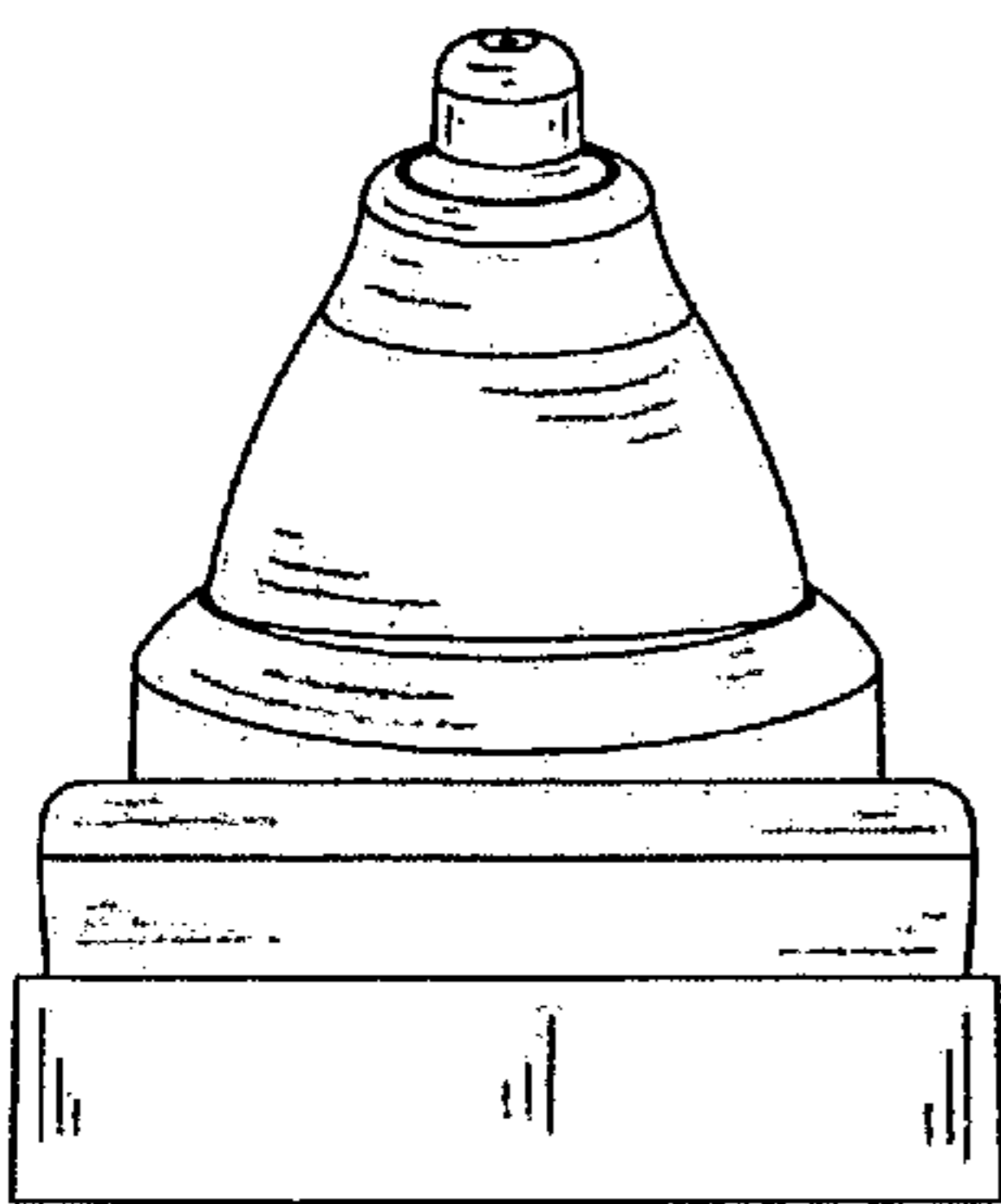


FIG. 5

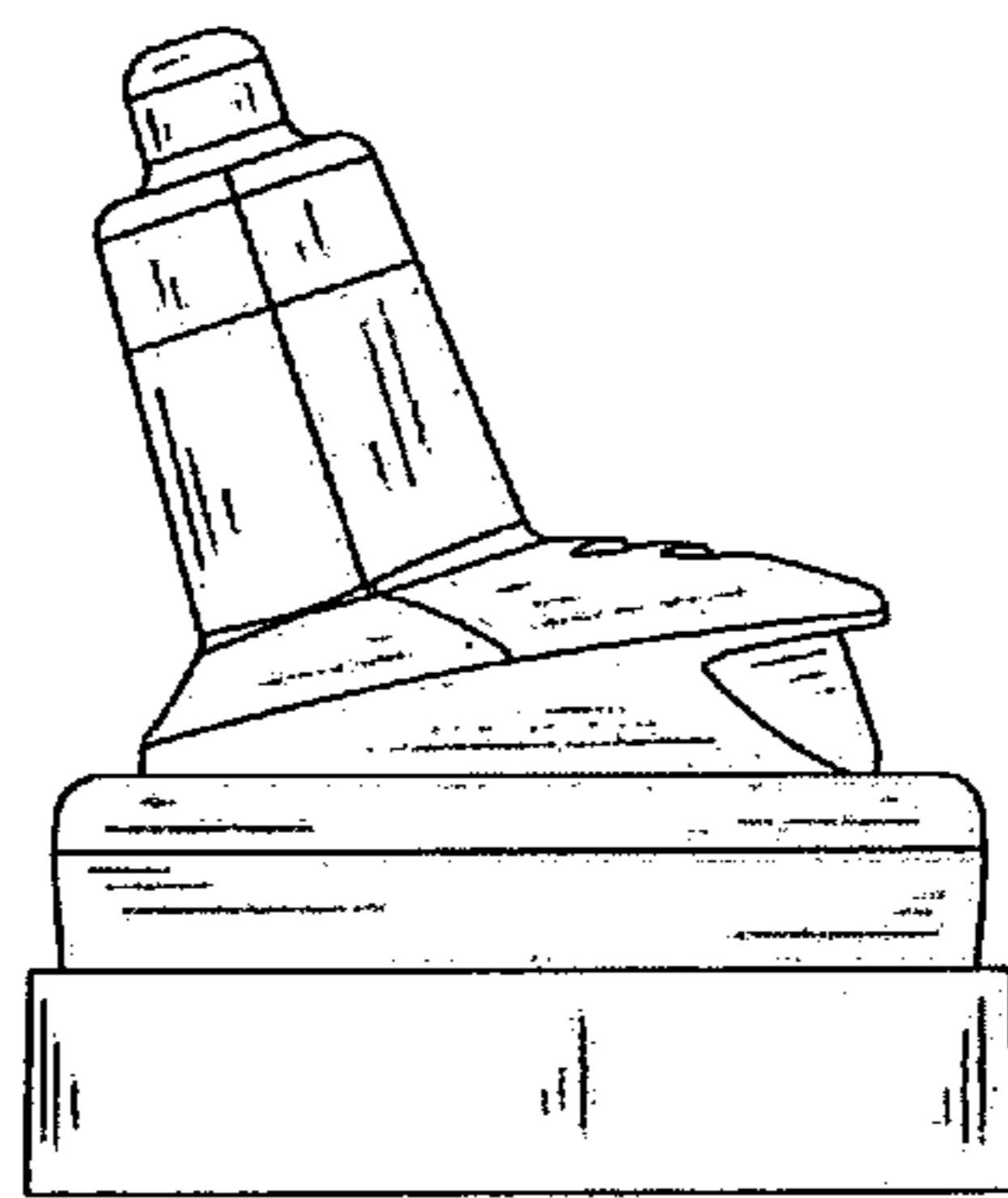


FIG. 2

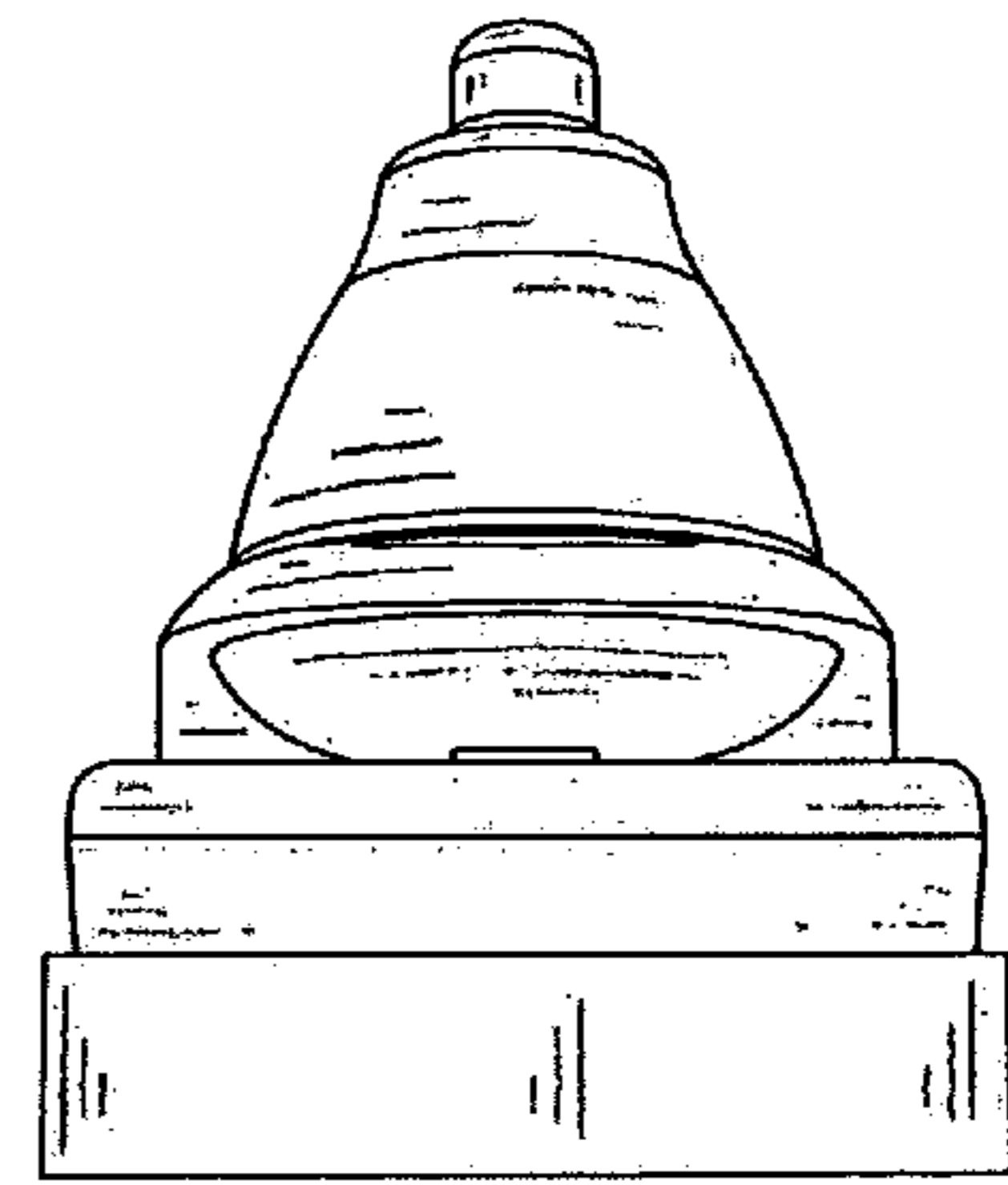


FIG. 4