



US00D601892S

(12) **United States Design Patent**
Greenhalgh

(10) **Patent No.:** **US D601,892 S**

(45) **Date of Patent:** **** Oct. 13, 2009**

(54) **SLIDER FOR CHILD RESISTANT CONTAINER**

(76) Inventor: **Paul Greenhalgh**, 5 Bury Avenue,
Newport Pagnell, Bucks, MK16 0ED
(GB)

(**) Term: **14 Years**

(21) Appl. No.: **29/323,588**

(22) Filed: **Aug. 27, 2008**

(30) **Foreign Application Priority Data**

Feb. 28, 2008 (EM) 000894555-0002

(51) **LOC (9) Cl.** **09-07**

(52) **U.S. Cl.** **D9/435**

(58) **Field of Classification Search** D9/685,
D9/682, 534, 455, 448, 443, 435, 434; D8/51,
D8/395, 394; D21/682, 681; 482/108; 417/411;
294/170, 159, 158, 137; 239/428.5, 343,
239/337, 333, 215, 120; 222/402.11, 383.3,
222/383.1, 323; 16/436, 430, 425

See application file for complete search history.

(56) **References Cited**

U.S. PATENT DOCUMENTS

D76,229 S * 9/1928 Birm D8/395

D146,355 S * 2/1947 Guarnaschelli D9/443
3,051,517 A * 8/1962 Abraham 403/297
D284,920 S * 8/1986 Van Horn D6/491
D441,640 S * 5/2001 Reinoso D9/686
D576,478 S * 9/2008 Mead et al. D6/395

* cited by examiner

Primary Examiner—Susan Bennett Hattan

(74) *Attorney, Agent, or Firm*—Saliwanchik, Lloyd &
Saliwanchik

(57) **CLAIM**

The ornamental design for a slider for child resistant container, as shown and described.

DESCRIPTION

FIG. 1 is a top frontal perspective view of the design;

FIG. 2 is a right side elevational view;

FIG. 3 is a front elevational view;


FIG. 4 is a back elevational view;

FIG. 5 is a top plan view; and,

FIG. 6 is a bottom plan view.

The left side view is a mirror image of the right side view shown in FIG. 2.

1 Claim, 4 Drawing Sheets



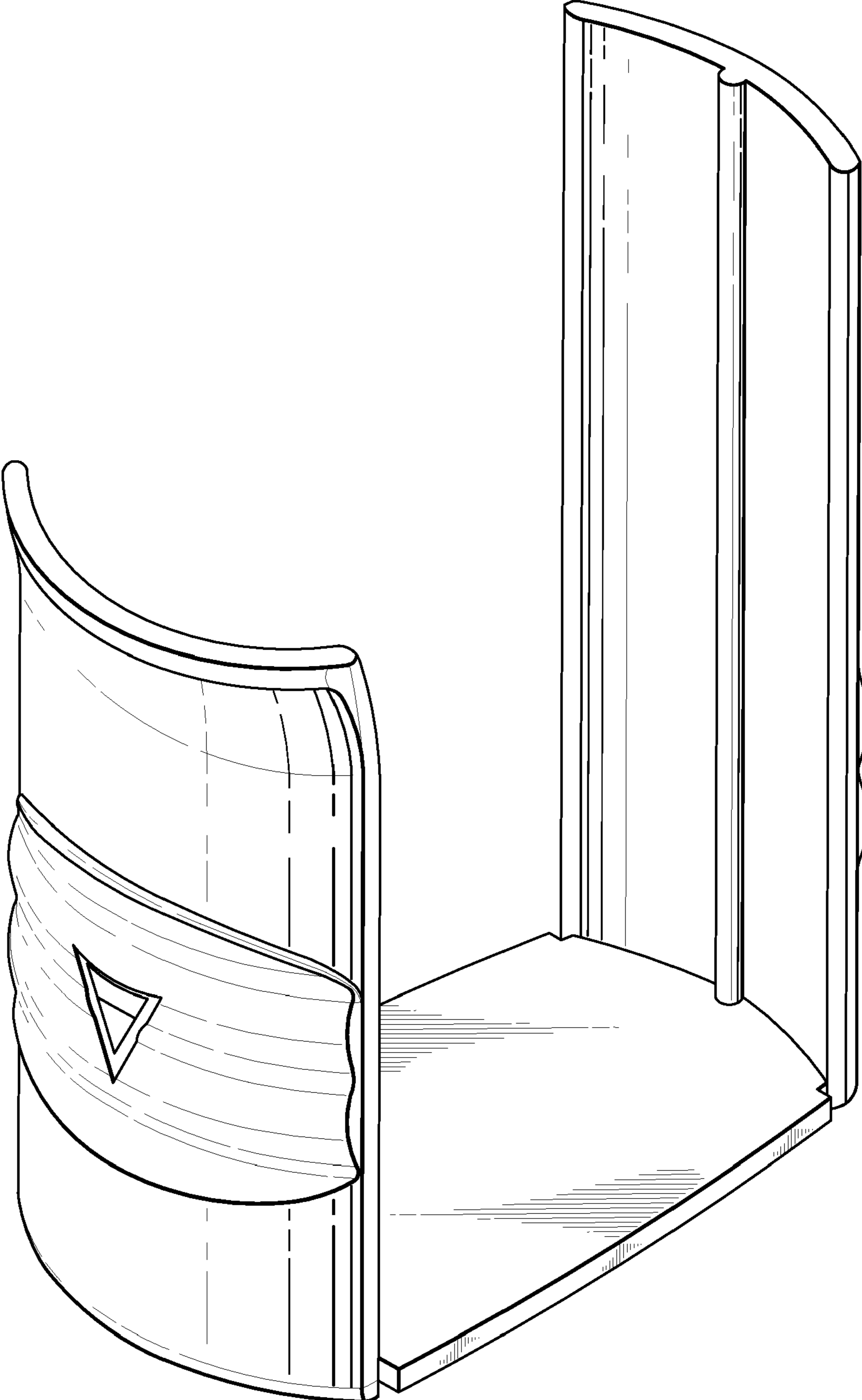


FIG. 1

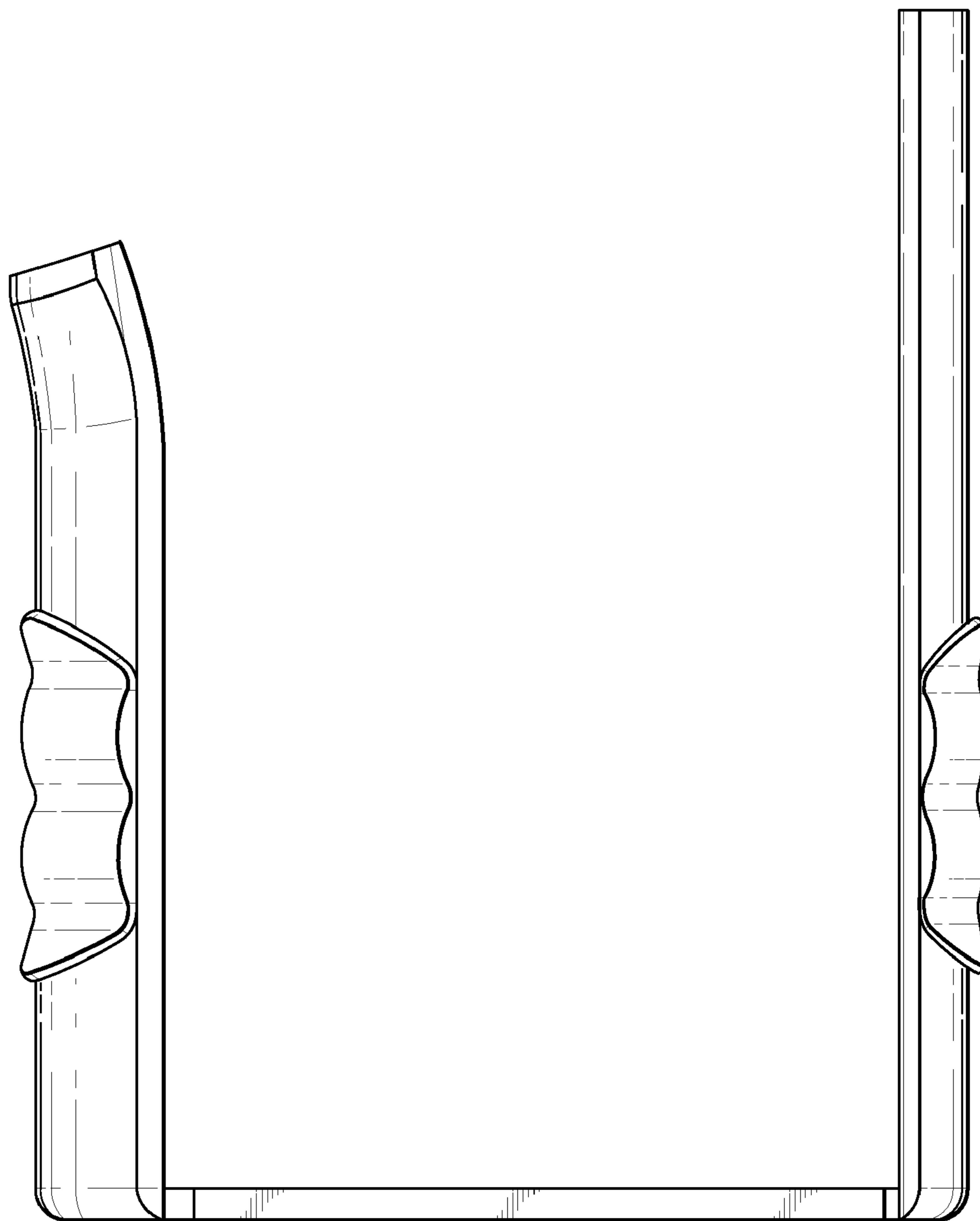


FIG. 2




FIG. 3

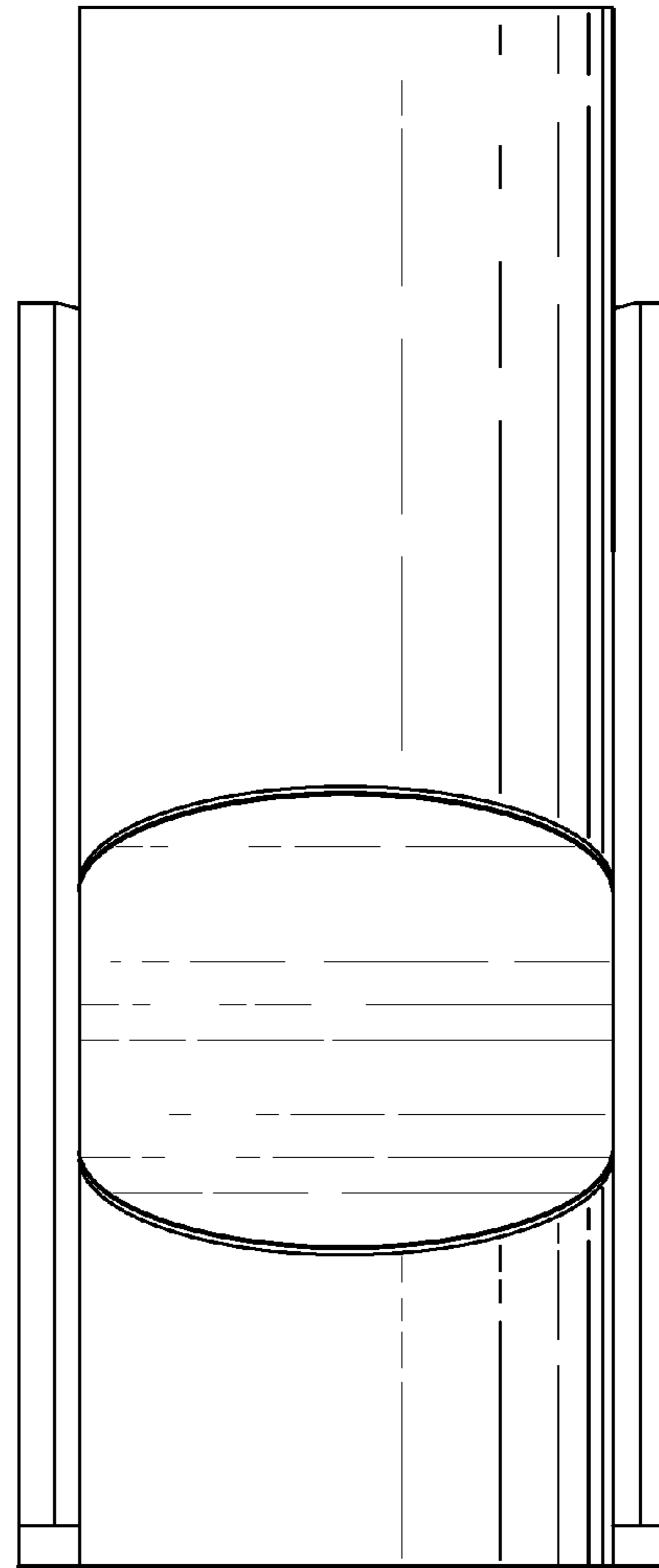


FIG. 4

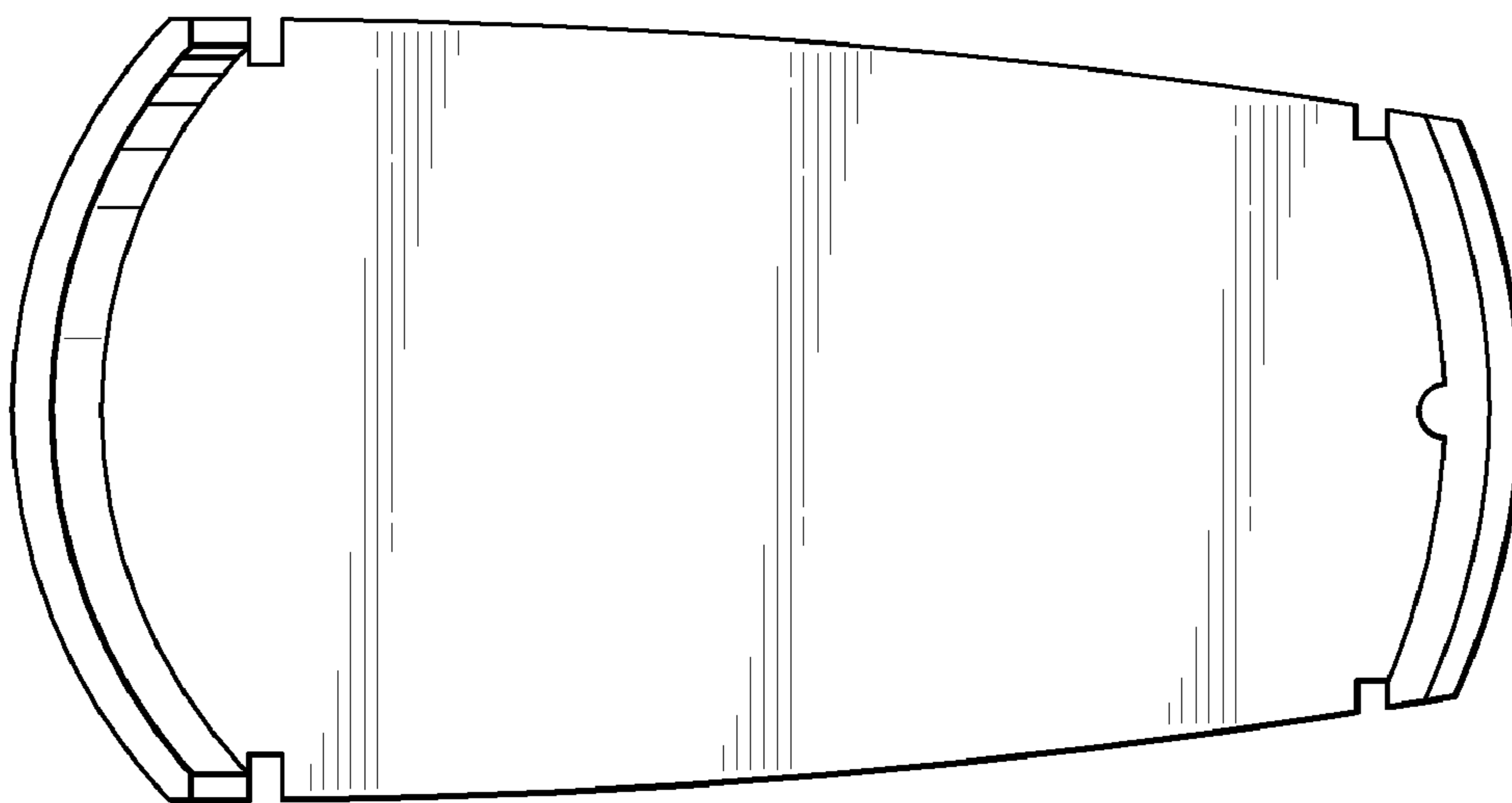


FIG. 5

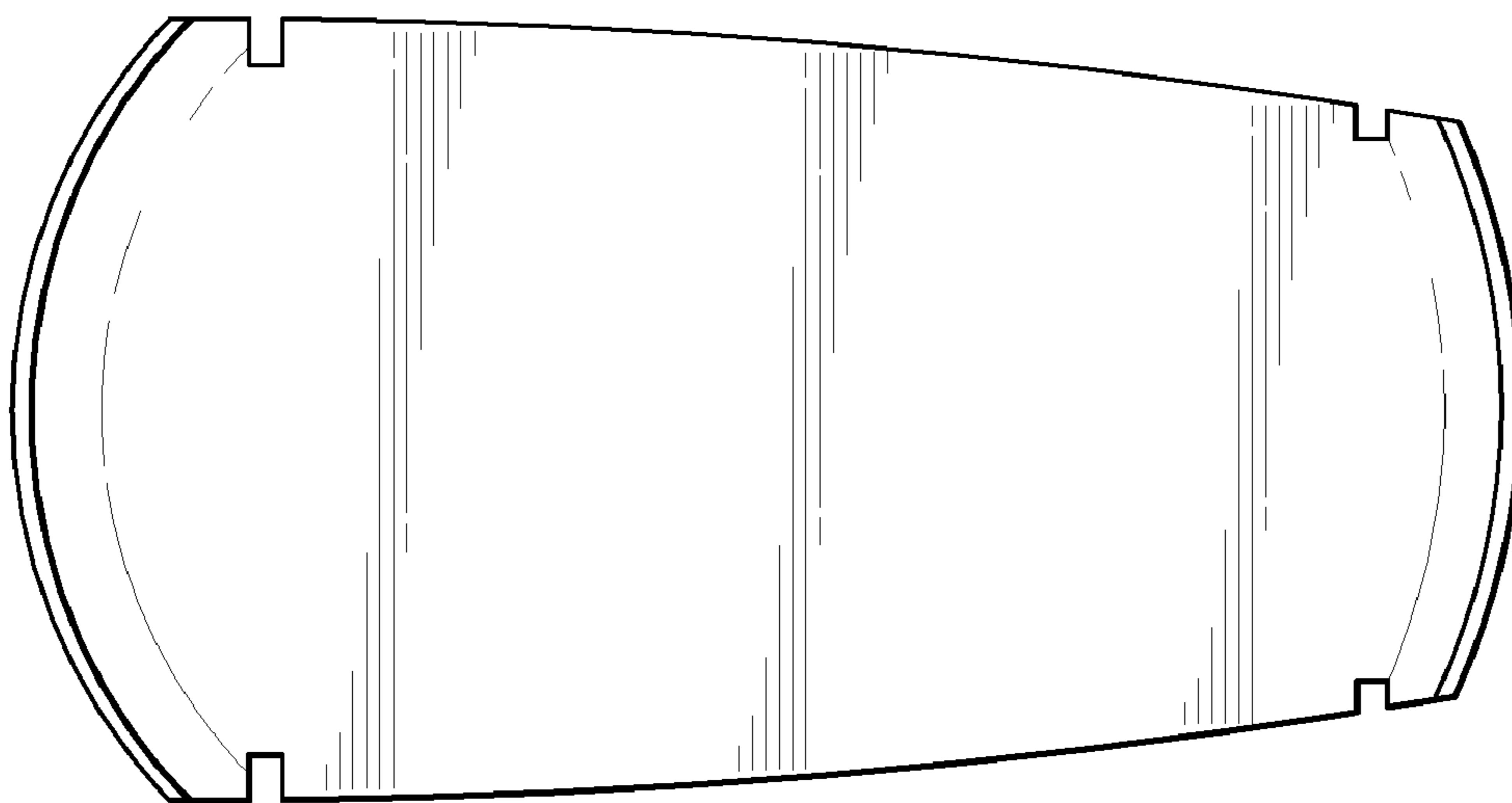


FIG. 6