



US00D601886S

(12) **United States Design Patent**
Docherty

(10) **Patent No.:** **US D601,886 S**
(45) **Date of Patent:** **** Oct. 13, 2009**

(54) **CONTAINER**

(75) Inventor: **Tom Docherty**, Schaffhausen (CH)

(73) Assignee: **Robert Bosch GmbH**, Stuttgart (DE)

(**) Term: **14 Years**

(21) Appl. No.: **29/333,444**

(22) Filed: **Mar. 10, 2009**

(30) **Foreign Application Priority Data**

Jan. 20, 2009 (EM) 001077812

(51) **LOC (9) Cl.** **09-03**

(52) **U.S. Cl.** **D9/431**

(58) **Field of Classification Search** D9/430-433,
D9/414, 418, 420-423; D3/272; 206/278,
206/297, 299, 457, 770, 737, 822, 117.14;
229/100, 101, 101.3, 106, 108, 108.1, 116.1,
229/116.3, 116.5, 121, 122, 201, 213, 221,
229/222, 227, 922, 939, 942, 87.08, 101.2,
229/118, 193, 195, 197

See application file for complete search history.

(56) **References Cited**

U.S. PATENT DOCUMENTS

D121,068 S * 6/1940 Fraterrigo D9/705
2,242,711 A * 5/1941 Olivier 229/117.14
2,901,159 A * 8/1959 Talbot, Jr. 229/117.14
2,933,232 A * 4/1960 Bugnone 229/117.14
3,096,012 A * 7/1963 Bryant et al. 229/117.15
3,339,820 A * 9/1967 Krzyzanowski 229/216
3,348,759 A * 10/1967 Johnson 383/40
3,653,576 A * 4/1972 Stranicky 229/115
3,722,782 A * 3/1973 Collie 229/108
4,214,697 A * 7/1980 Manning 229/117.14

D310,625 S * 9/1990 Arai D9/415
D326,814 S * 6/1992 Arai D9/415
5,248,054 A * 9/1993 Berggren et al. 220/278
5,337,947 A * 8/1994 Eskandry 229/115
5,372,300 A * 12/1994 Nedstedt 229/125.15
5,636,785 A * 6/1997 Kalberer et al. 229/137
5,744,289 A * 4/1998 Kobayashi et al. 430/465
5,851,608 A * 12/1998 Yamada et al. 428/34.2
5,860,588 A * 1/1999 Anchor 229/137
D416,488 S * 11/1999 Baron D9/433
6,105,773 A * 8/2000 Miller 206/431

FOREIGN PATENT DOCUMENTS

WO WO 8807479 A1 * 10/1988
WO WO 2004076302 A1 * 9/2004

* cited by examiner

Primary Examiner—Robert M Spear

Assistant Examiner—Karen Acker

(74) *Attorney, Agent, or Firm*—Victor A. Henzi

(57) **CLAIM**

The ornamental design for the container, as shown and described.

DESCRIPTION

FIG. 1 is a front left perspective view of the container;

FIG. 2 is a front elevational view thereof;

FIG. 3 is a left elevational view thereof;

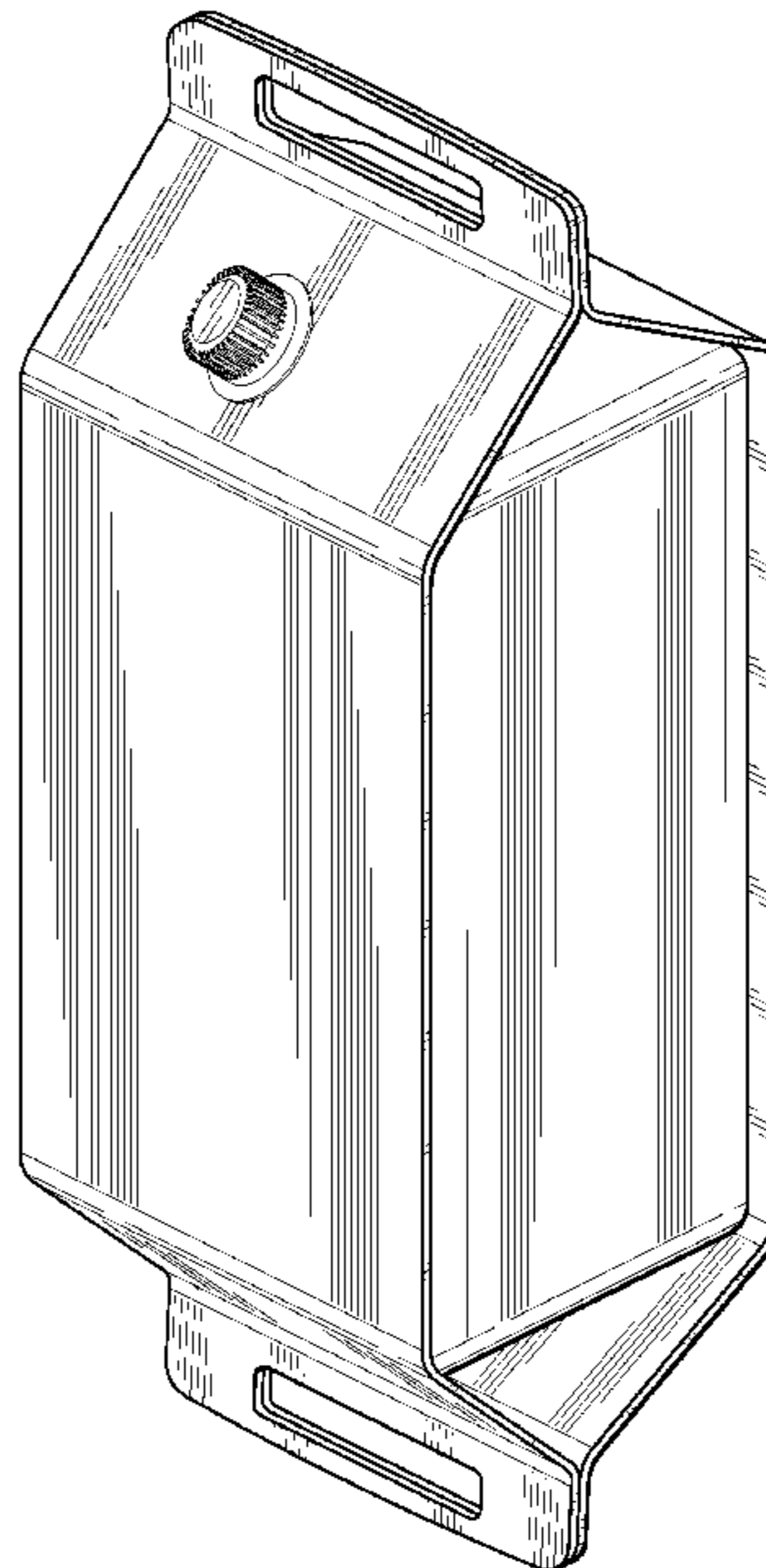
FIG. 4 is a rear elevational view thereof;

FIG. 5 is a right elevational view thereof;

FIG. 6 is a top plan view thereof; and,

FIG. 7 is a bottom plan view thereof.

1 Claim, 6 Drawing Sheets



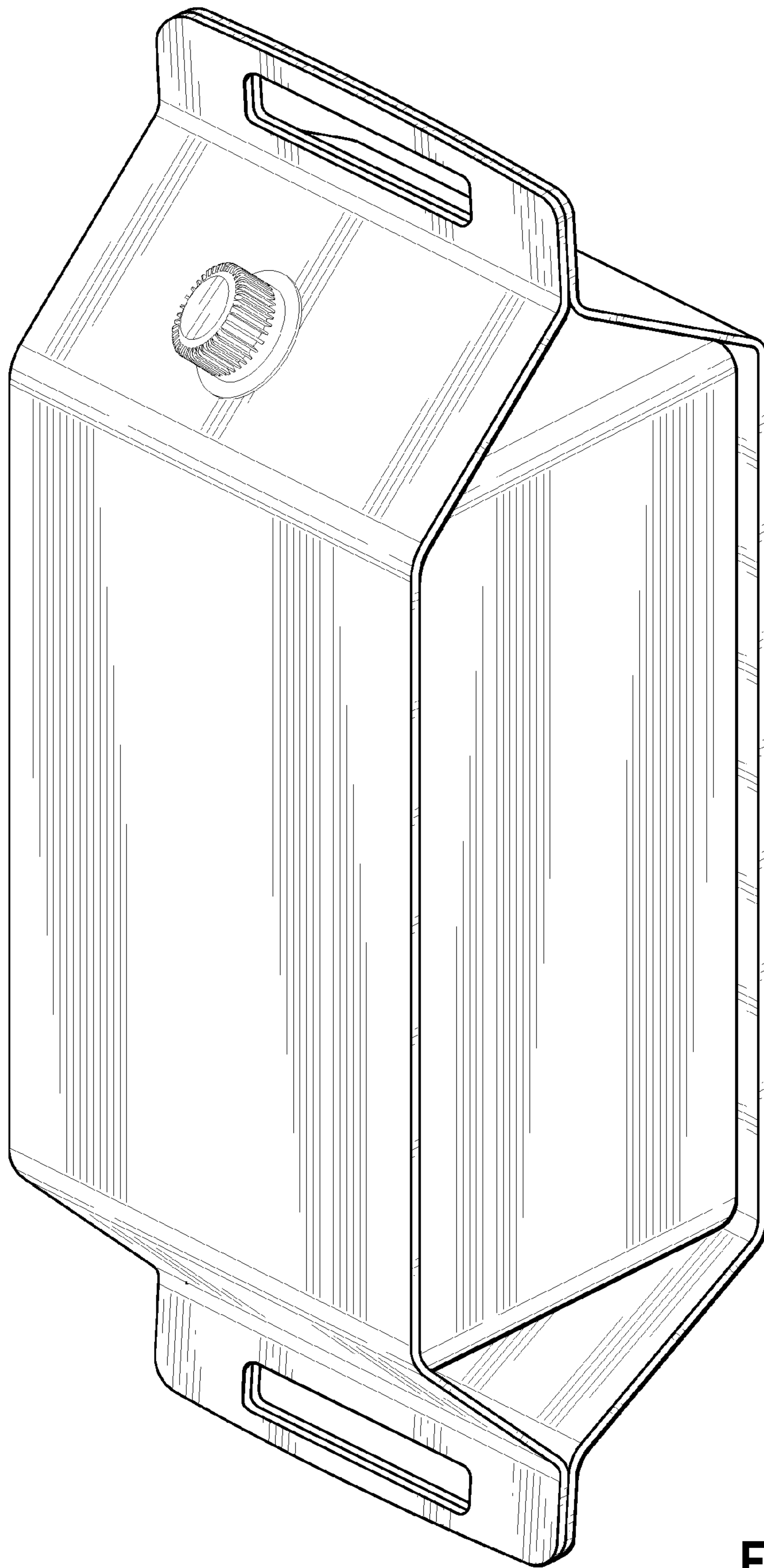


Fig. 1

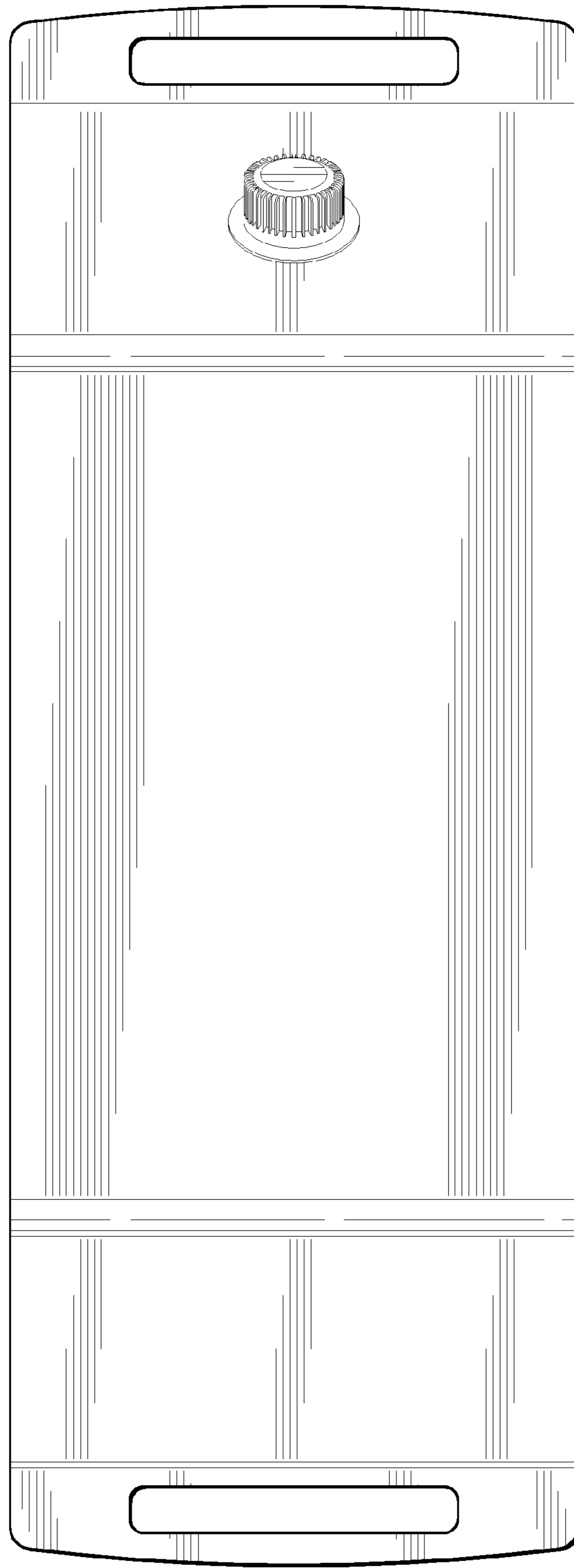


Fig. 2




Fig. 3




Fig. 4




Fig. 5

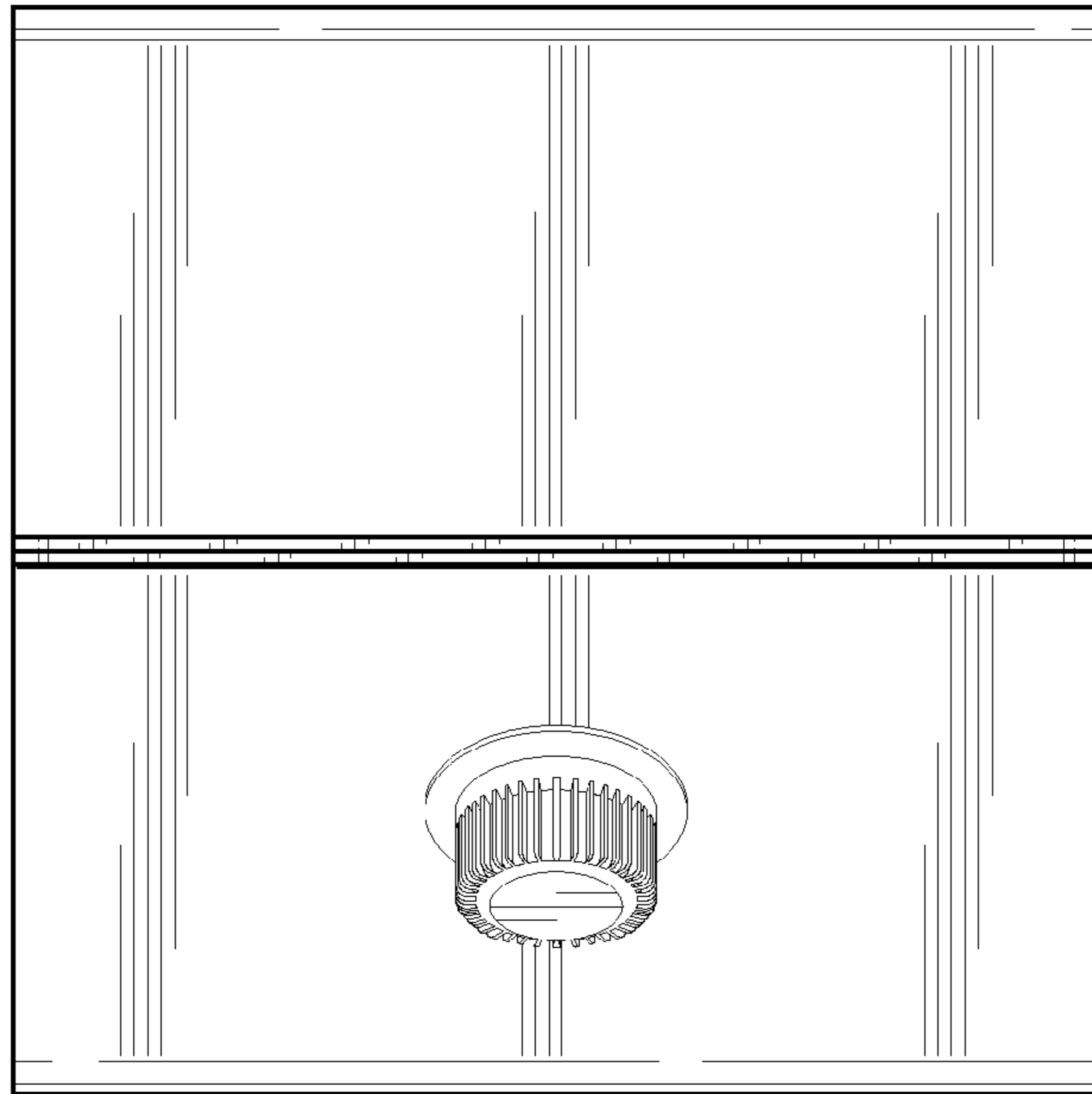


Fig. 6

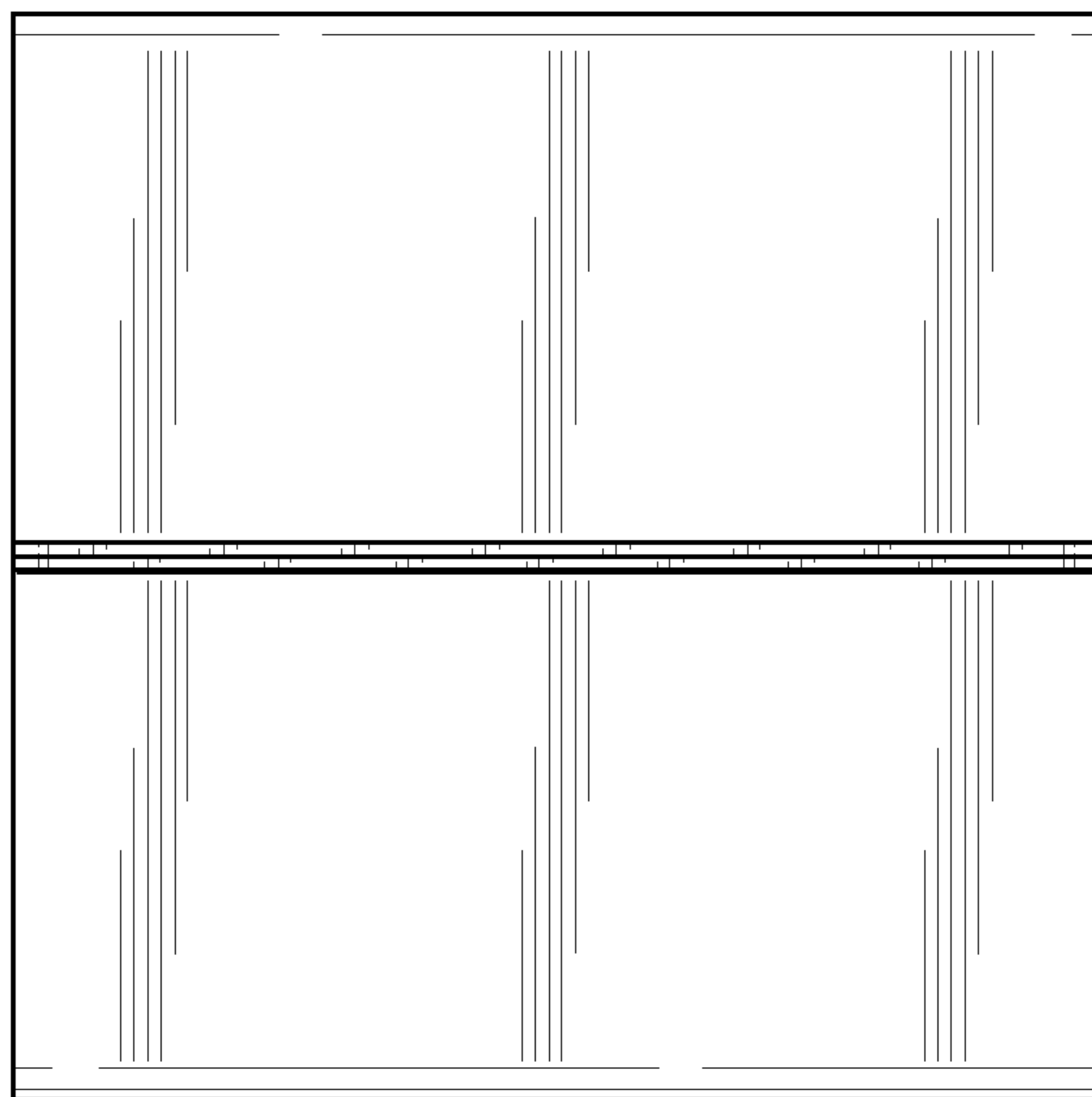


Fig. 7