

US00D601866S

(12) **United States Design Patent**
Carroll

(10) **Patent No.:** **US D601,866 S**

(45) **Date of Patent:** **** Oct. 13, 2009**

(54) **BLADE, MEDIUM SPADE BIG STEP SHOVEL**

Primary Examiner—Holly H Baynham

Assistant Examiner—Sheryl Lane

(75) **Inventor:** **Maureen Elizabeth Carroll**, Atlanta, GA (US)

(74) *Attorney, Agent, or Firm*—Eckert Seamans Cherin & Mellott, LLC; David C. Jenkins, Esq.

(73) **Assignee:** **Ames True Temper, Inc.**, Camp Hill, PA (US)

(57) **CLAIM**

(**) **Term:** **14 Years**

The ornamental design for a blade, medium spade big step shovel, as shown and described.

(21) **Appl. No.:** **29/329,262**

DESCRIPTION

(22) **Filed:** **Dec. 11, 2008**

FIG. 1 is an isometric view of the blade, medium spade big step shovel;

(51) **LOC (9) Cl.** **08-01**

FIG. 2 is a front end view of the blade, medium spade big step shovel;

(52) **U.S. Cl.** **D8/10**

(58) **Field of Classification Search** D8/10;
294/54.5, 51, 53.5, 55; 37/278

FIG. 3 is a back end view of the blade, medium spade big step shovel;

See application file for complete search history.

FIG. 4 is a right side view of the blade, medium spade big step shovel;

(56) **References Cited**

U.S. PATENT DOCUMENTS

D459,169 S * 6/2002 Clivio D8/10

FIG. 5 is a left side view of the blade, medium spade big step shovel;

D533,754 S * 12/2006 Fortier D8/10

FIG. 6 is a top view of the blade, medium spade big step shovel; and,

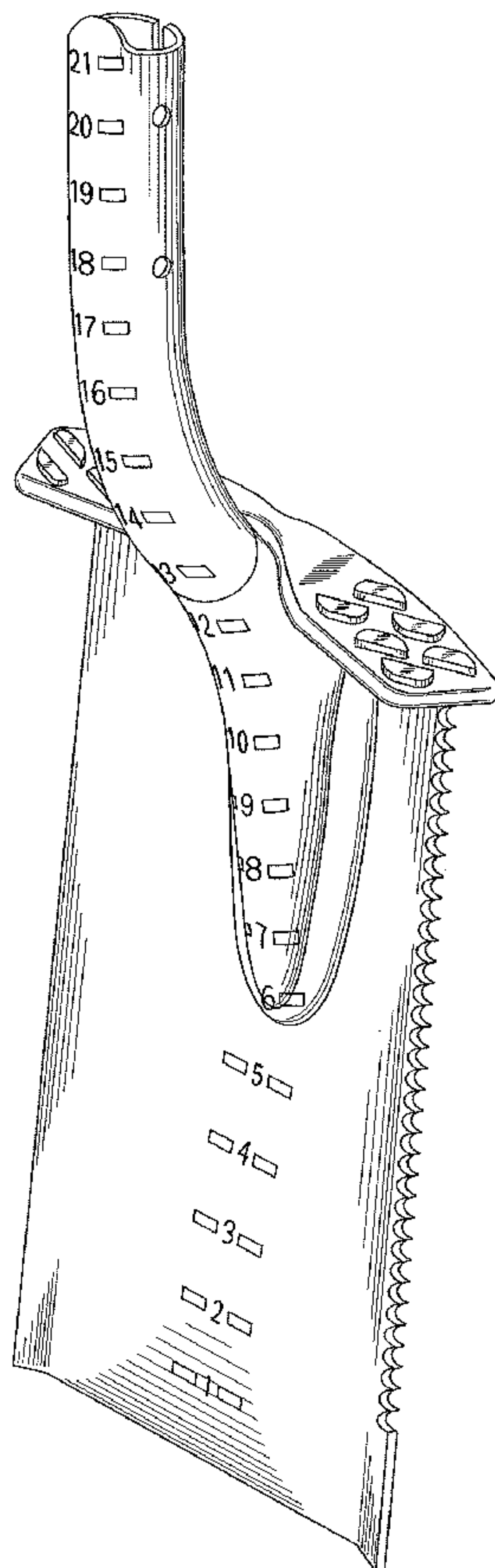
D582,226 S * 12/2008 DeMar et al. D8/10

FIG. 7 is a bottom view of the blade, medium spade big step shovel.

D595,550 S * 7/2009 Wong et al. D8/10

* cited by examiner

1 Claim, 6 Drawing Sheets



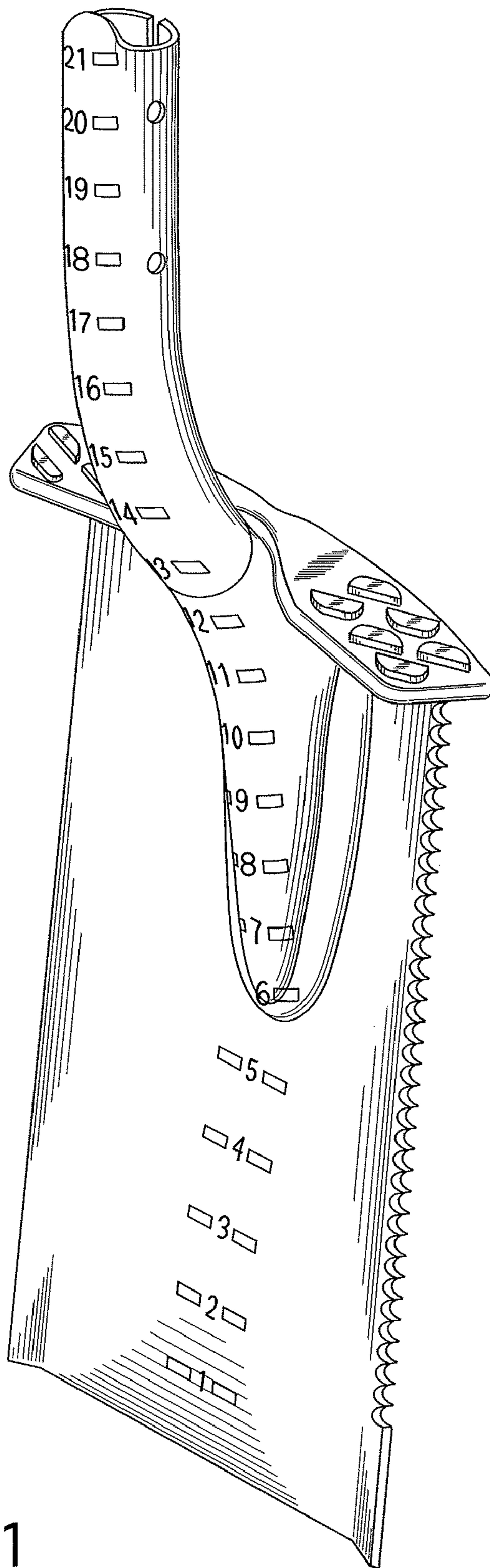


FIG. 1

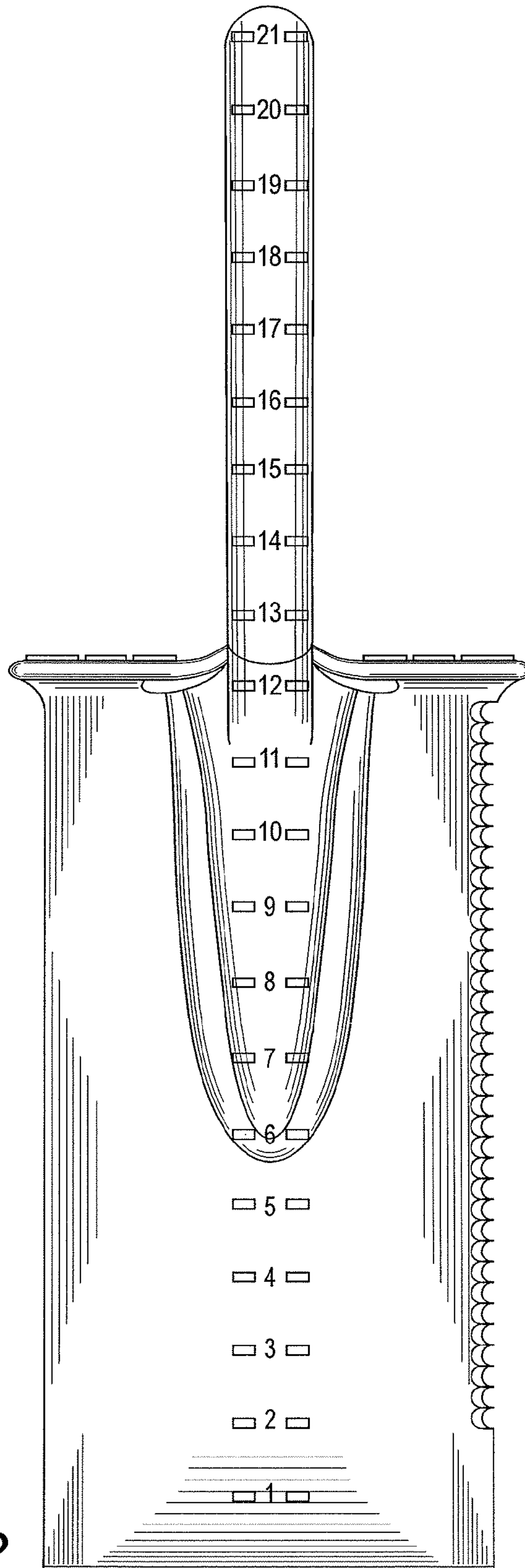


FIG. 2

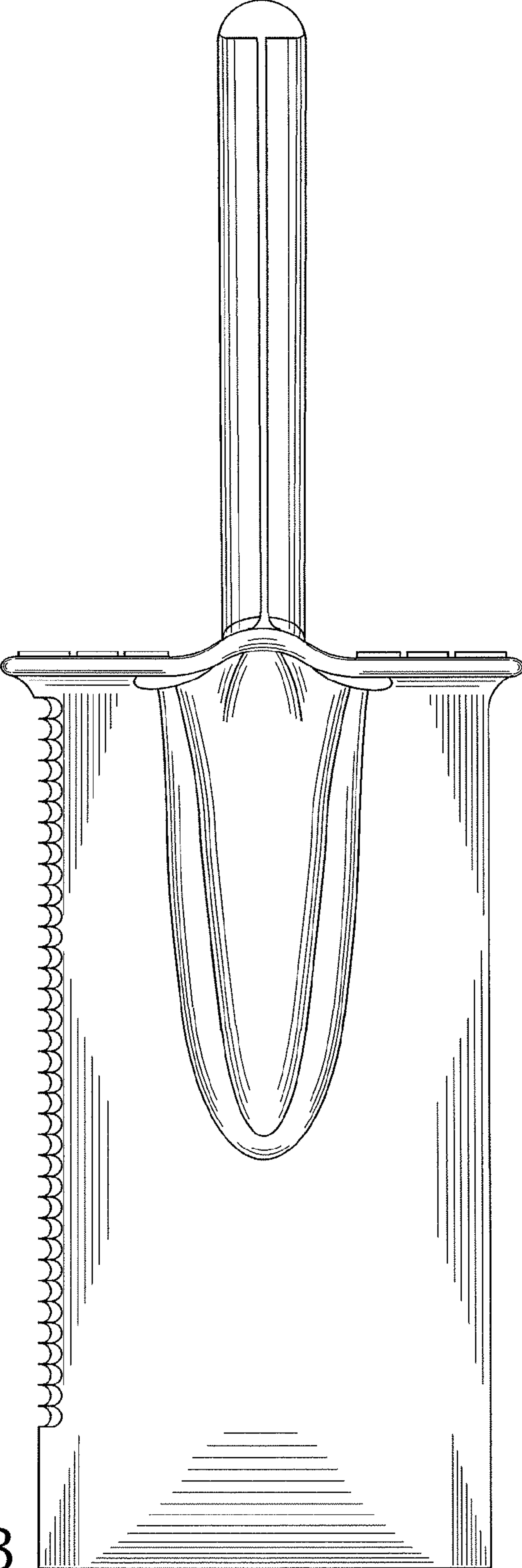


FIG. 3

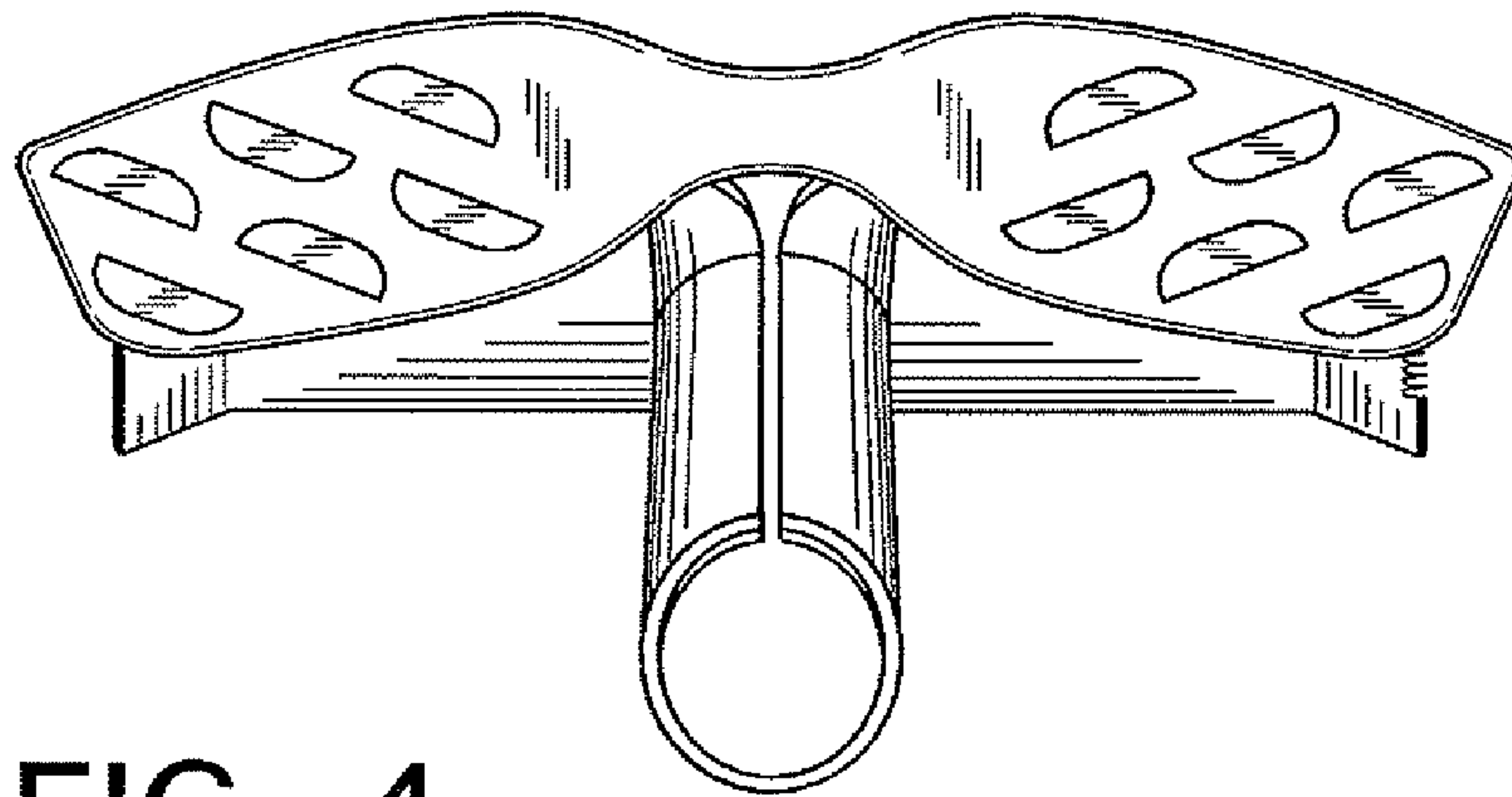


FIG. 4




FIG. 5

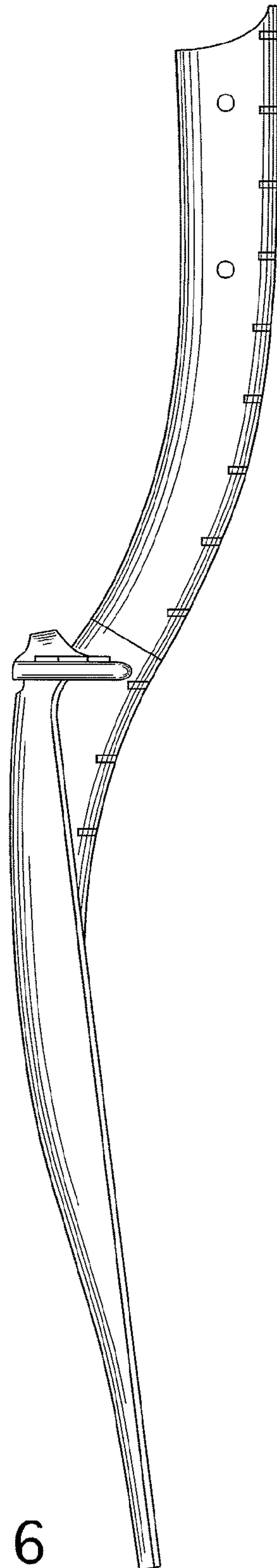


FIG. 6

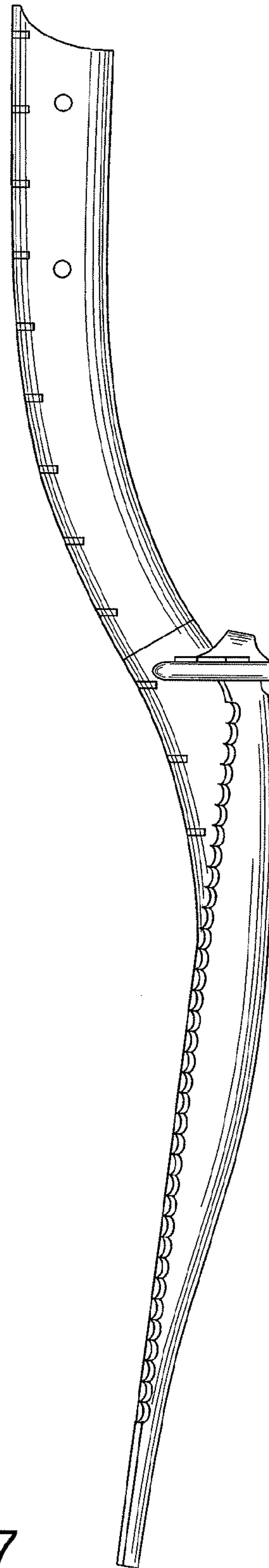


FIG. 7