



US00D601849S

(12) **United States Design Patent**
Zemel

(10) **Patent No.:** **US D601,849 S**
(45) **Date of Patent:** **** Oct. 13, 2009**

(54) **BARBECUE IMPLEMENT WITH MULTI TONE HAND GRIP**

(75) Inventor: **Marc Zemel**, Melville, NY (US)

(73) Assignee: **Mr. Bar-B-Q-, Inc**, Old Bethpage, NY (US)

(**) Term: **14 Years**

(21) Appl. No.: **29/321,788**

(22) Filed: **Jul. 23, 2008**

(51) **LOC (9) Cl.** **07-06**

(52) **U.S. Cl.** **D7/393; D7/686**

(58) **Field of Classification Search** D7/368, D7/669, 683, 686, 687; 294/99.1, 99.2, 118
See application file for complete search history.

(56) **References Cited**

U.S. PATENT DOCUMENTS

D149,464 S	5/1948	Adler
3,270,358 A	9/1966	Cook
D253,511 S	11/1979	Bogosian
5,206,998 A	5/1993	Oriente
D351,329 S	10/1994	Harris
D356,021 S	3/1995	Hull
5,440,784 A	8/1995	Hull
D362,588 S	9/1995	Cohen
D362,589 S	9/1995	Cohen
D381,556 S	7/1997	Cohen
D384,279 S	9/1997	Hepworth
D419,825 S	2/2000	Derington
D426,136 S	6/2000	Yu
D431,974 S	10/2000	Hay
D450,532 S	11/2001	Shen
D462,870 S	9/2002	Jerstroem
D463,952 S	10/2002	Zemel
D472,099 S	3/2003	Grove

D475,585 S	6/2003	Chen	
D476,535 S	7/2003	Garon	
D481,587 S	11/2003	Harris	
D494,006 S *	8/2004	Zemel D7/393
D518,338 S	4/2006	Wolf	
D529,333 S	10/2006	Zemel	
D535,145 S	1/2007	Zemel	
D545,121 S *	6/2007	Zemel D7/395
D564,291 S	3/2008	Zemel	
D564,292 S *	3/2008	Zemel D7/393
D569,174 S *	5/2008	Zemel D7/395
D588,867 S *	3/2009	Zemel D7/393

* cited by examiner

Primary Examiner—Charles A Rademaker

Assistant Examiner—Dana L Sipos

(74) *Attorney, Agent, or Firm*—Seth Natter; Natter & Natter

(57) **CLAIM**

The ornamental design for a barbecue implement with multi tone hand grip, as shown and described.

DESCRIPTION

FIG. 1 is a perspective view of a barbecue implement with multi tone hand grip showing my new design;

FIG. 2 is a left side elevational view thereof;

FIG. 3 is a right side elevational view thereof;

FIG. 4 is a front elevational view thereof;

FIG. 5 is a top plan view thereof; and,

FIG. 6 is a bottom plan view thereof.

The interior of the right handle portion is a mirror image of the interior of the left handle portion illustrated in FIG. 1. The broken lines in the drawings illustrate the portions of the design that form no part of the claim.

1 Claim, 2 Drawing Sheets

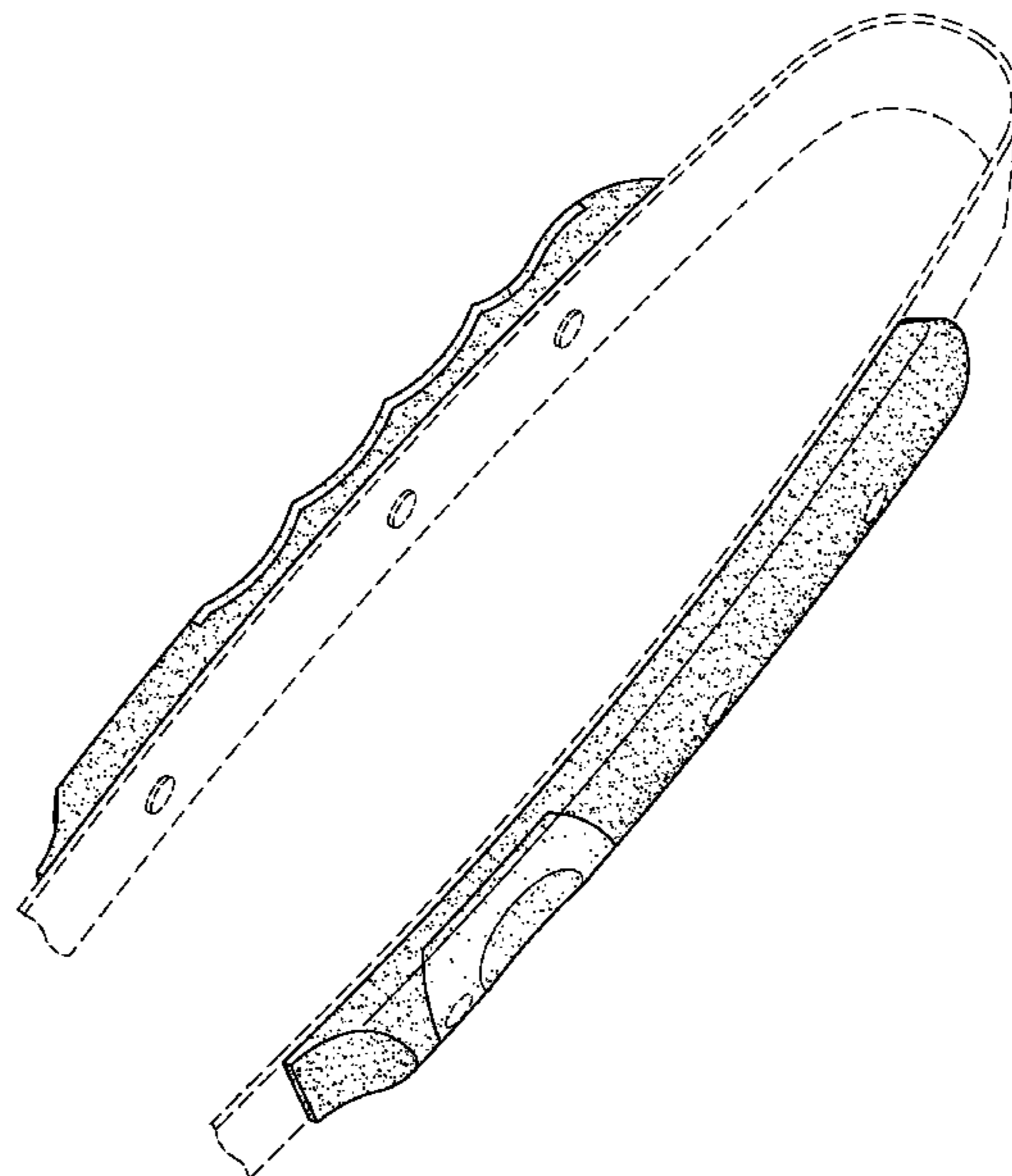


Fig. 1

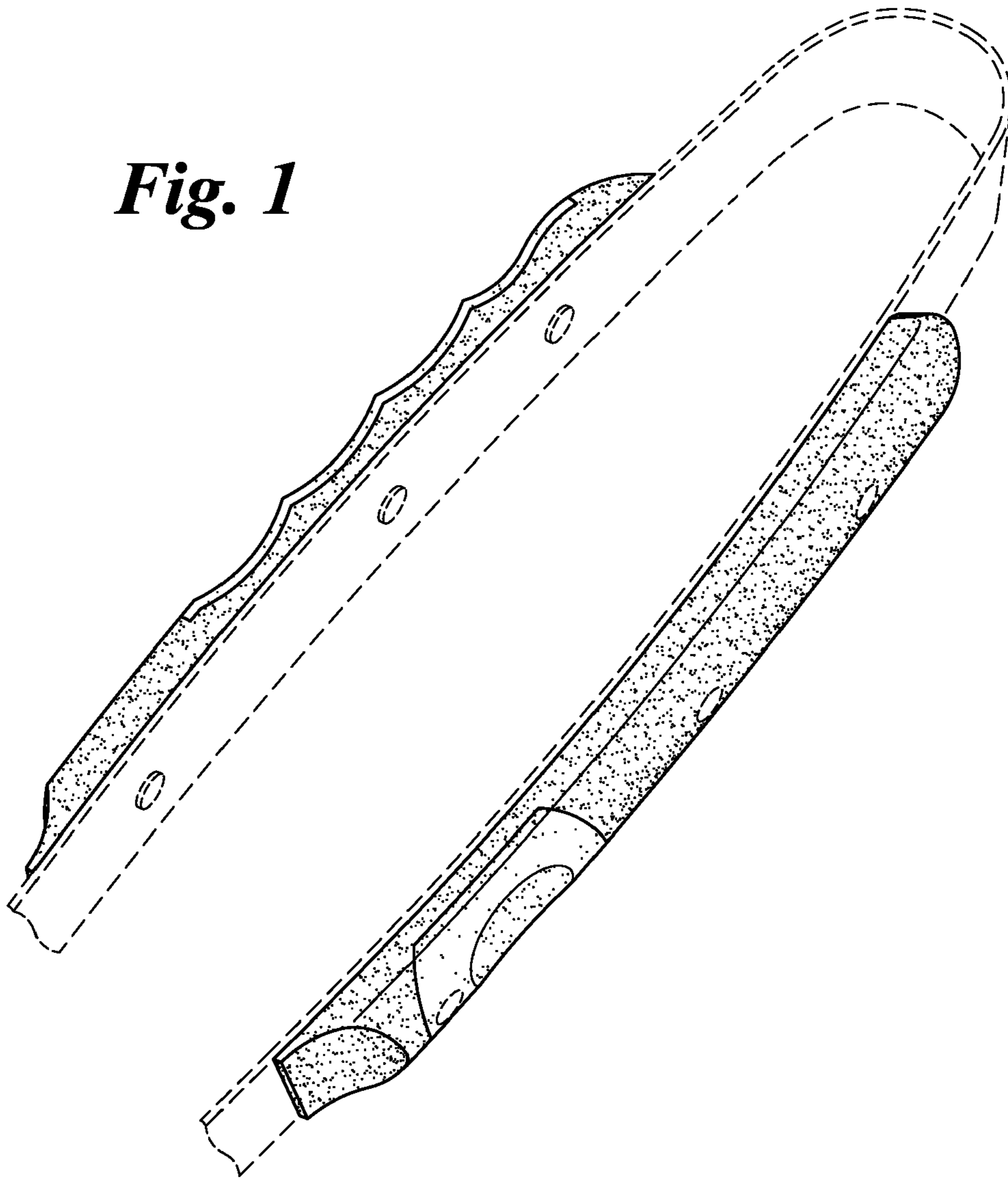


Fig. 5



Fig. 6



Fig. 4

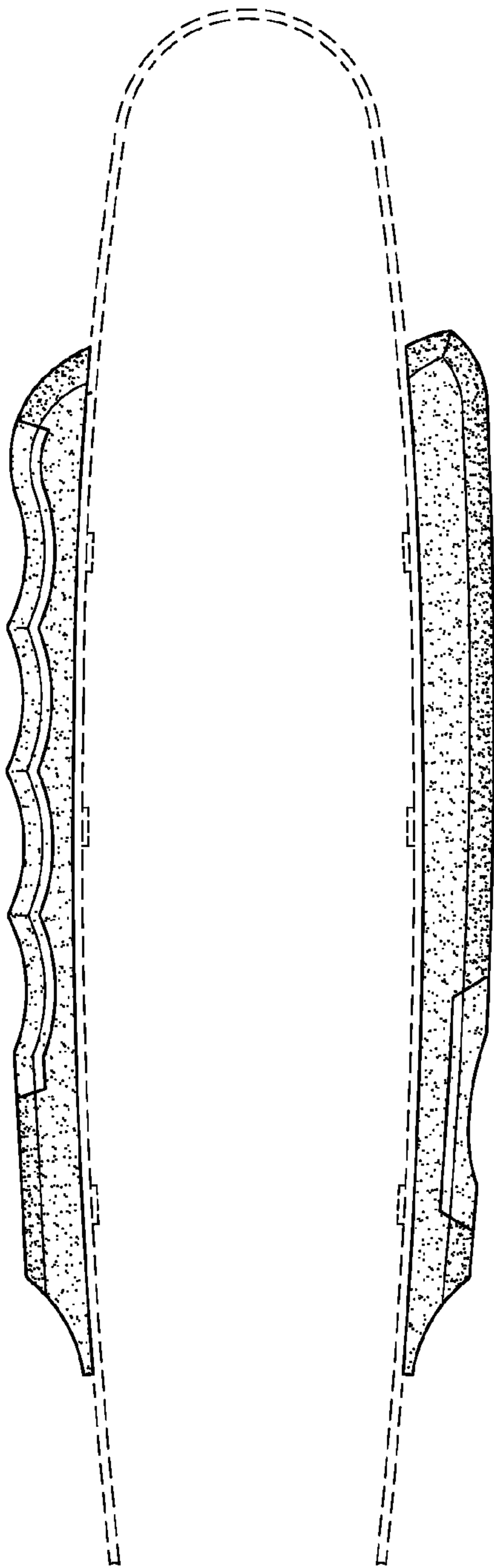


Fig. 2

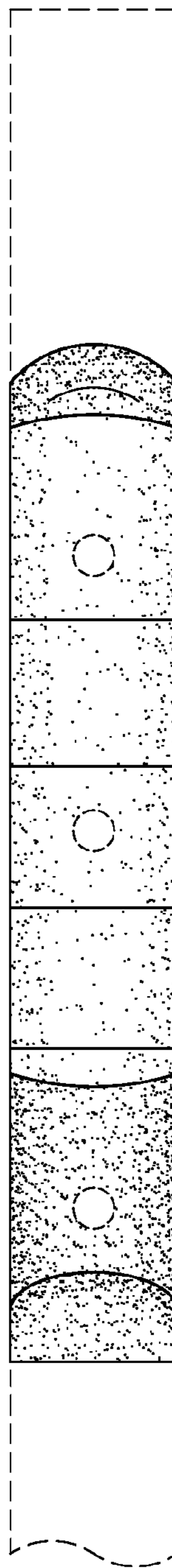


Fig. 3

