



US00D601841S

(12) **United States Design Patent**
Neufeld

(10) **Patent No.:** **US D601,841 S**

(45) **Date of Patent:** **** Oct. 13, 2009**

(54) **TRAY SUPPORT**

(76) **Inventor:** **Don R. Neufeld**, 940 E. Minnesota Ave.,
Turlock, CA (US) 95382

(**) **Term:** **14 Years**

(21) **Appl. No.:** **29/310,099**

(22) **Filed:** **Jul. 24, 2008**

(51) **LOC (9) Cl.** **06-04**

(52) **U.S. Cl.** **D6/570**

(58) **Field of Classification Search** D6/515,
D6/553, 564, 569, 570, 574, 629, 462, 468,
D6/567; 108/28-29; 211/11, 13.1, 42, 71.01,
211/86.01, 88.01, 88.03, 90.01, 126.1, 133.5,
211/134, 153, 182; 248/235, 309.1
See application file for complete search history.

(56) **References Cited**

U.S. PATENT DOCUMENTS

3,557,965	A *	1/1971	Agerholm	211/11
D244,380	S *	5/1977	Crump et al.	D6/553
D324,960	S *	3/1992	Rodack	D6/570
D332,972	S *	2/1993	Lott	D6/569
D400,751	S *	11/1998	Yung	D6/564
D418,707	S *	1/2000	Loew	D6/553
D426,041	S *	5/2000	Boghossian	D6/553
D482,914	S *	12/2003	Prasad	D6/515

D495,531	S *	9/2004	Allshouse et al.	D6/468
D510,673	S *	10/2005	Prata dos Santos	D6/629
D547,585	S *	7/2007	Netto et al.	D6/574
D557,543	S *	12/2007	Hanson	D6/570

* cited by examiner

Primary Examiner—Brian N Vinson

(74) *Attorney, Agent, or Firm*—Heisler & Associates

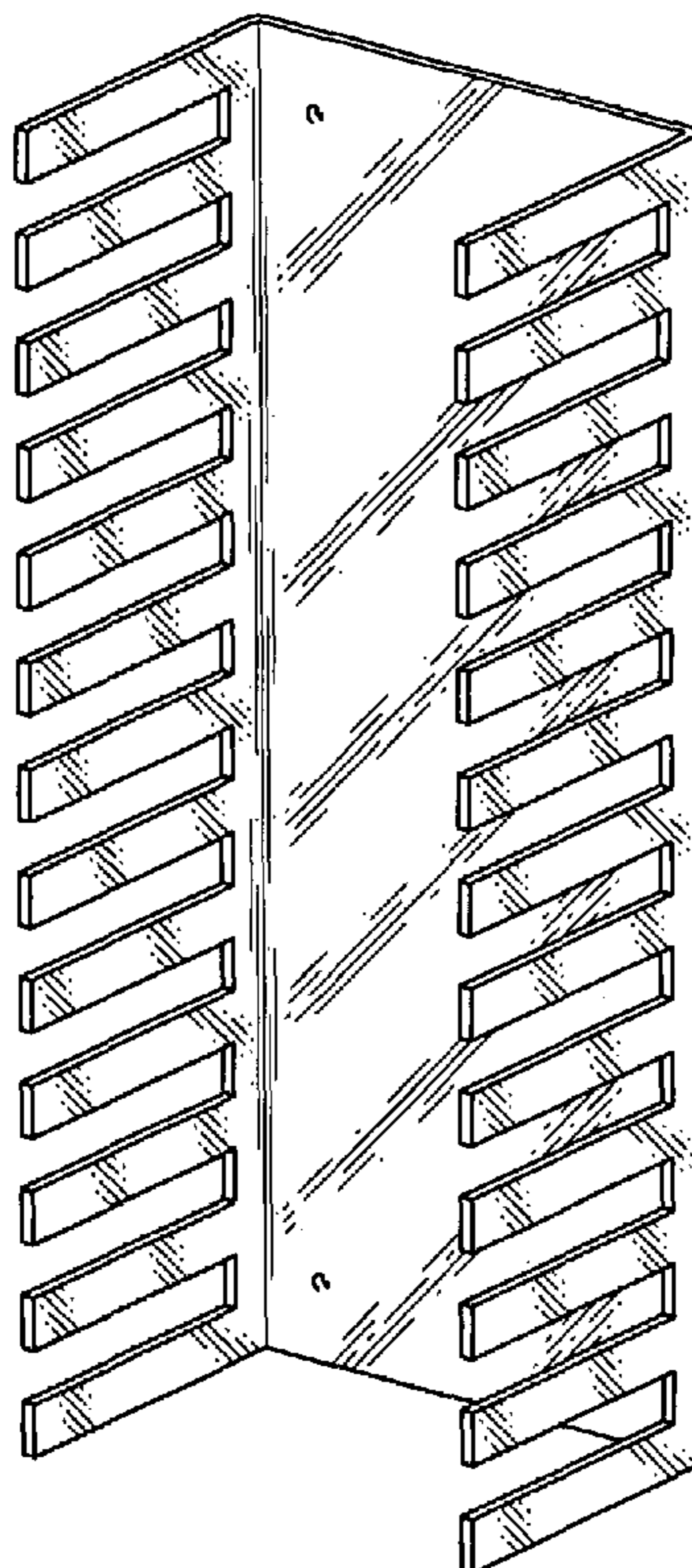
(57) **CLAIM**

The ornamental design for a tray support, as shown and described.

DESCRIPTION

FIG. 1 is a perspective view of the tray support;
 FIG. 2 is a front elevation view of the invention;
 FIG. 3 is a right side view of the invention, the left side view being a mirror image;
 FIG. 4 is a rear elevation view of the invention;
 FIG. 5 is a top plan view of the invention, the bottom plan view being a mirror image; and,
 FIG. 6 is a perspective view of the invention in use mounted to a wall with trays supported therefrom.
 The broken lines in FIG. 6 are for purposes of illustration only and form no part of the claimed design.

1 Claim, 2 Drawing Sheets



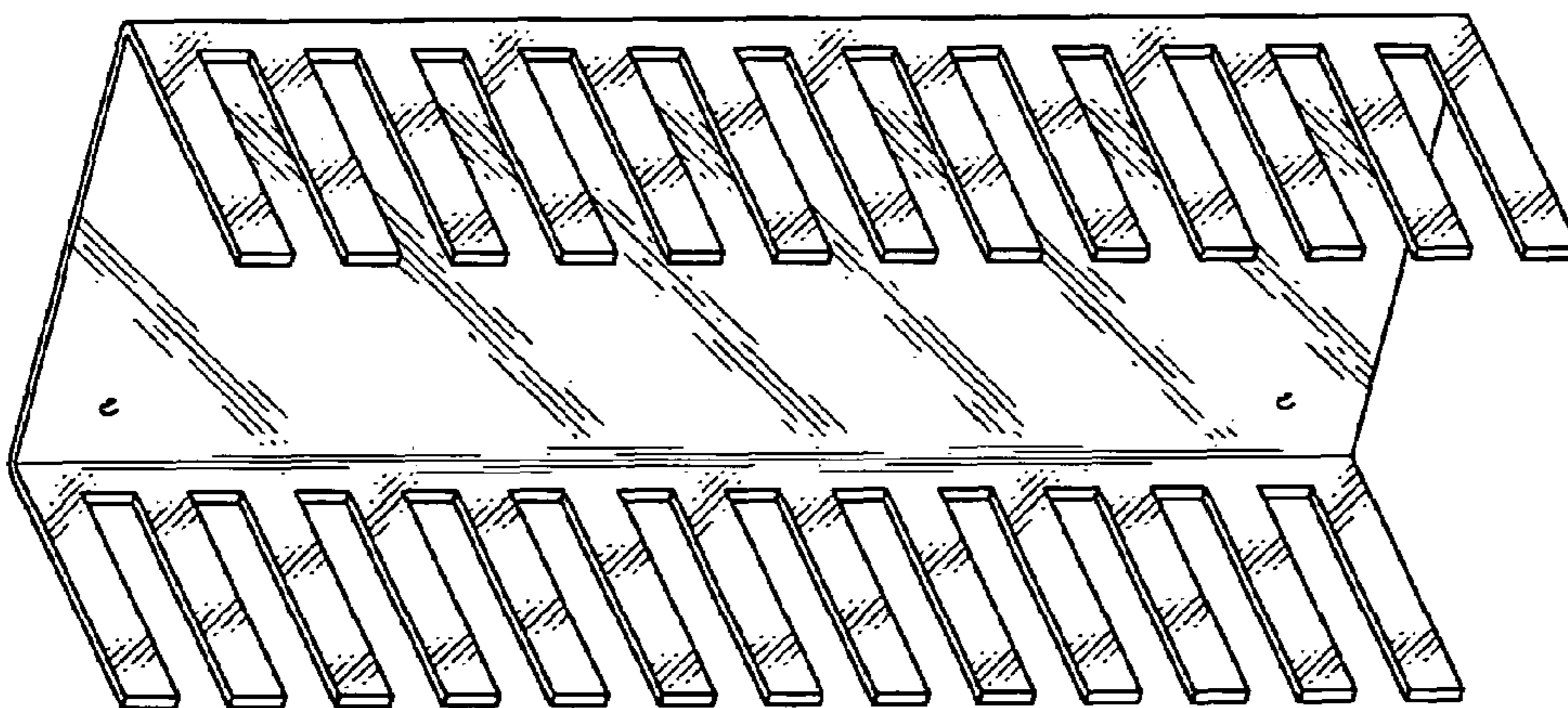


Fig. 1

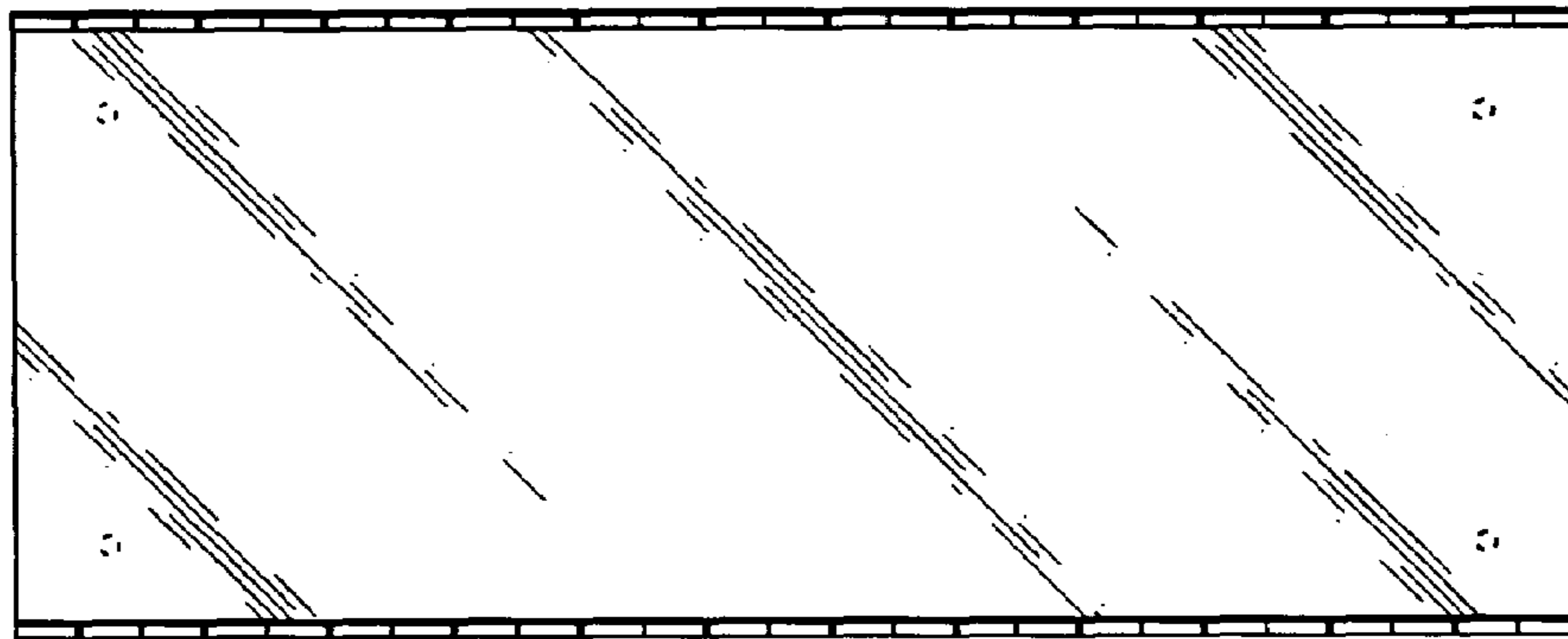


Fig. 2

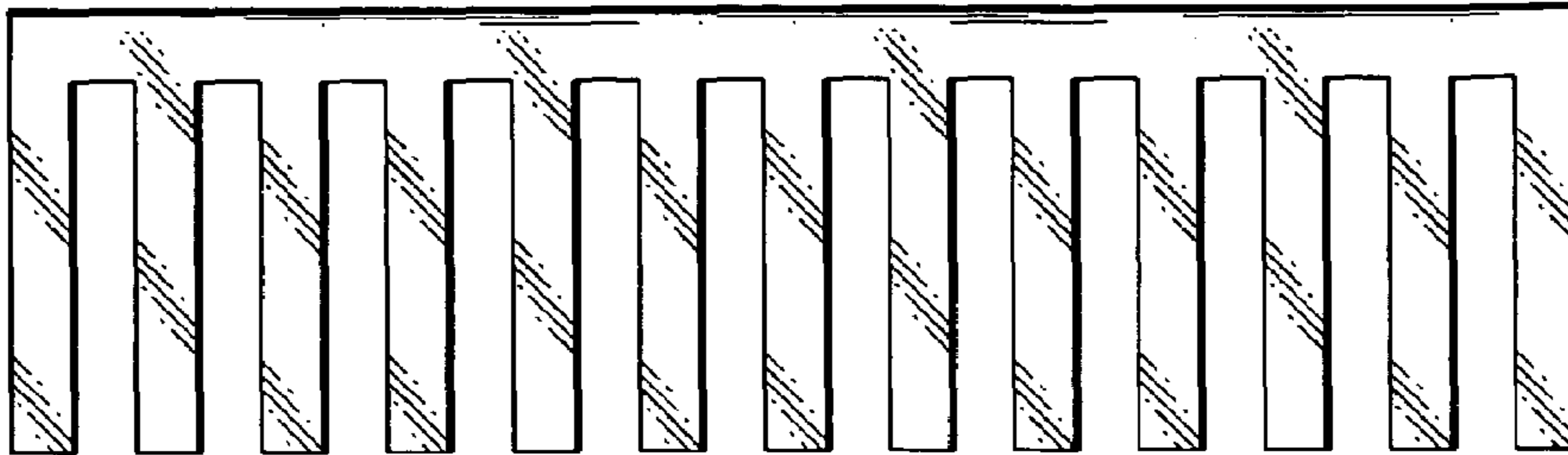


Fig. 3

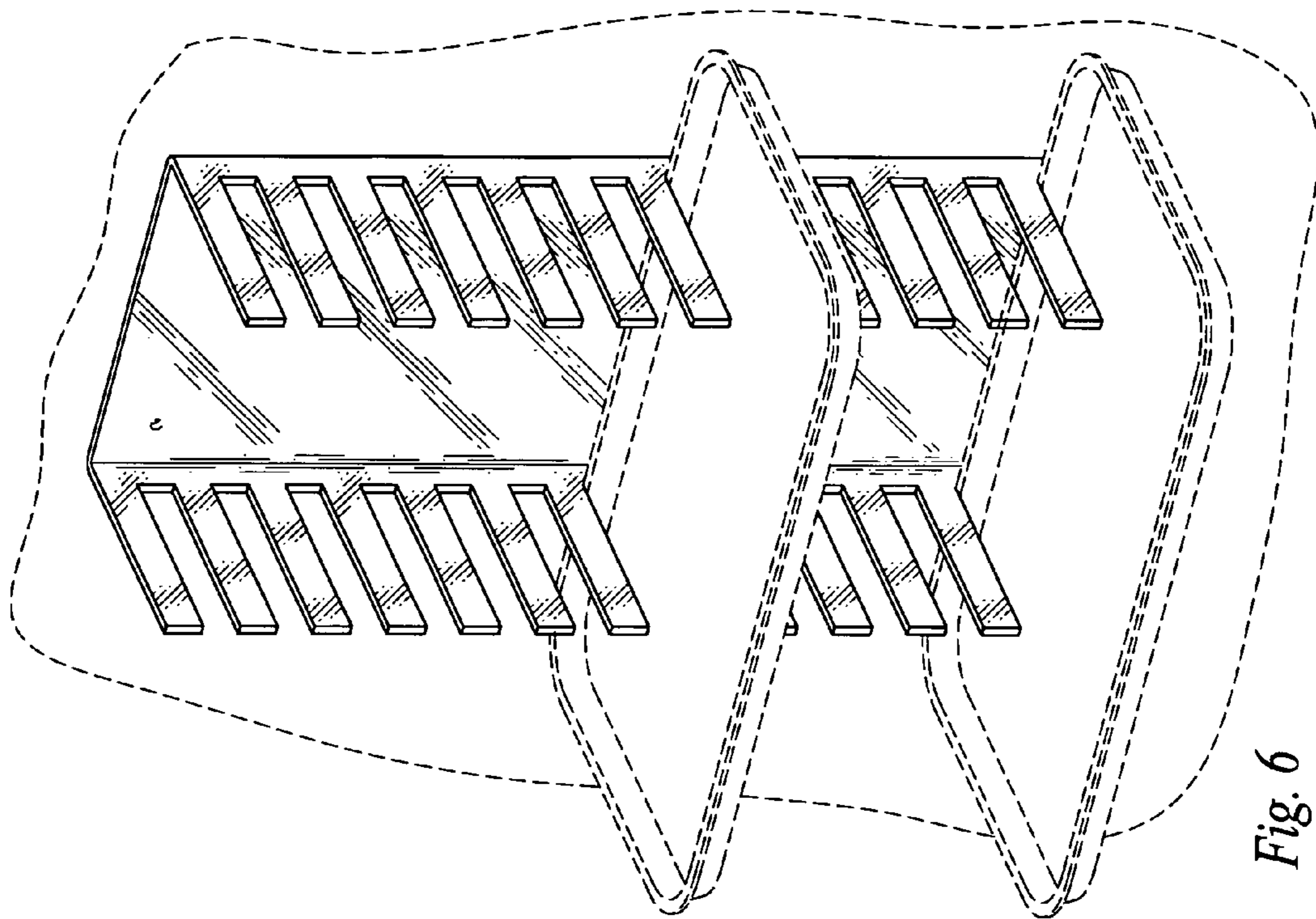


Fig. 6




Fig. 5

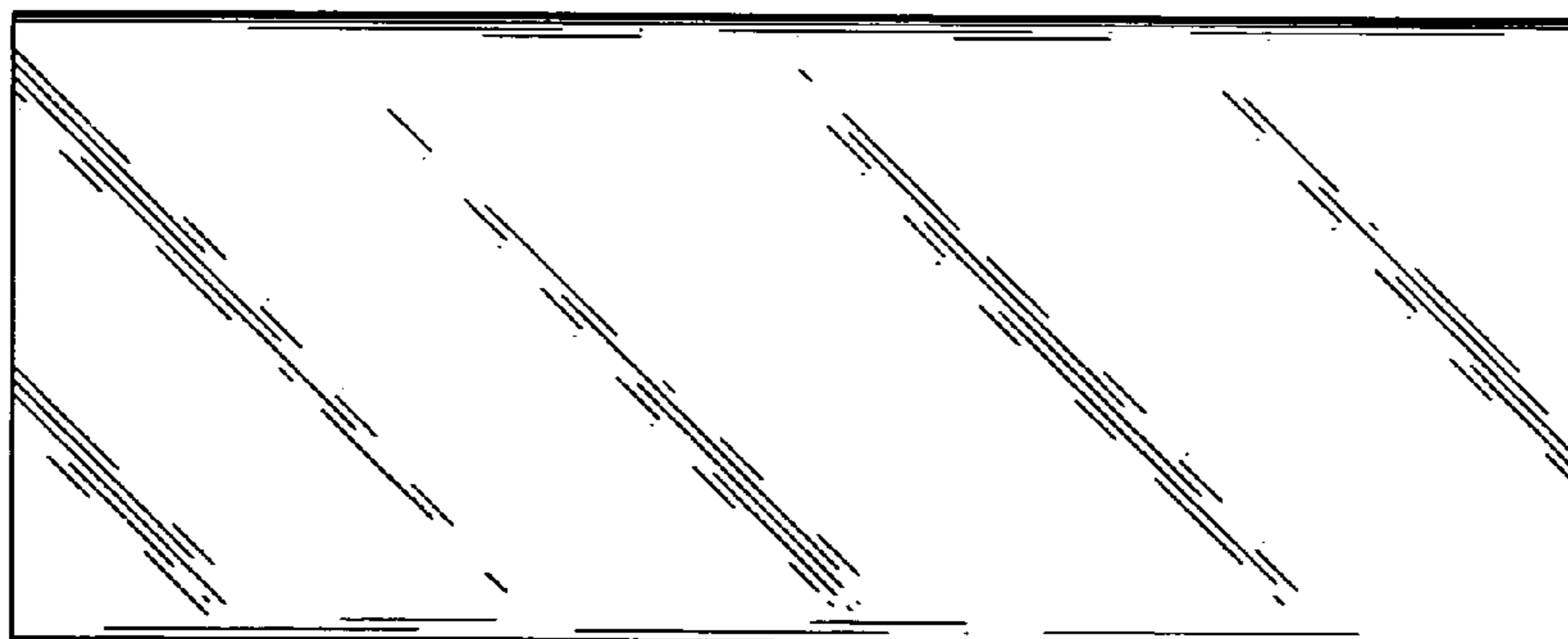


Fig. 4