



US00D601824S

(12) **United States Design Patent**
Dordoni

(10) **Patent No.:** **US D601,824 S**
(45) **Date of Patent:** **** Oct. 13, 2009**

(54) **SOFA**
(75) Inventor: **Rodolfo Dordoni**, Milan (IT)
(73) Assignee: **Cassina S.p.A.**, Meda (Milan) (IT)
(**) Term: **14 Years**
(21) Appl. No.: **29/311,487**
(22) Filed: **Mar. 31, 2009**

(30) **Foreign Application Priority Data**
Jan. 13, 2009 (WO) DM/071352

(51) **LOC (9) Cl.** **06-01**
(52) **U.S. Cl.** **D6/381**
(58) **Field of Classification Search** D6/334,
D6/349, 355, 364, 370, 374, 378, 381, 382,
D6/383, 491, 495, 500-503; 297/68, 232,
297/233, 353, 445.1, 448.1, 448.2, DIG. 7;
5/12.1, 12.2
See application file for complete search history.

(56) **References Cited**
U.S. PATENT DOCUMENTS
D161,894 S * 2/1951 Becker, Jr. D6/371
D257,454 S * 10/1980 Nash D6/364
D282,418 S * 2/1986 Lewis D6/381
D378,788 S * 4/1997 Tihany D6/381
D388,630 S * 1/1998 Lowman et al. D6/381
D423,808 S * 5/2000 Natuzzi et al. D6/381
D427,448 S * 7/2000 Natuzzi et al. D6/381


D431,930 S * 10/2000 Culler D6/381
D439,071 S * 3/2001 D'Urso et al. D6/381
D445,588 S * 7/2001 Natuzzi et al. D6/381
D552,869 S * 10/2007 Natuzzi et al. D6/381
D562,021 S * 2/2008 Smith et al. D6/381
D564,247 S * 3/2008 Chipman D6/370
D564,774 S * 3/2008 Woods et al. D6/381
D574,620 S * 8/2008 Lowsky D6/370
D580,676 S * 11/2008 Cramer et al. D6/379
D583,585 S * 12/2008 Weiss D6/381
D584,524 S * 1/2009 Ricci D6/381

* cited by examiner
Primary Examiner—Sandra Snapp
(74) *Attorney, Agent, or Firm*—Nixon & Vanderhye P.C.

(57) **CLAIM**
The ornamental design for a sofa, as shown and described.

DESCRIPTION
FIG. 1 is a front elevational view of a sofa;
FIG. 2 is a rear elevational view thereof;
FIG. 3 is a right elevational view thereof;
FIG. 4 is a left elevational view thereof;
FIG. 5 is a top plan view thereof;
FIG. 6 is a bottom plan view thereof; and,
FIG. 7 is a front, left perspective view thereof.
The broken lines shown in the drawings are for illustrative purposes only and form no part of the claimed design.

1 Claim, 7 Drawing Sheets



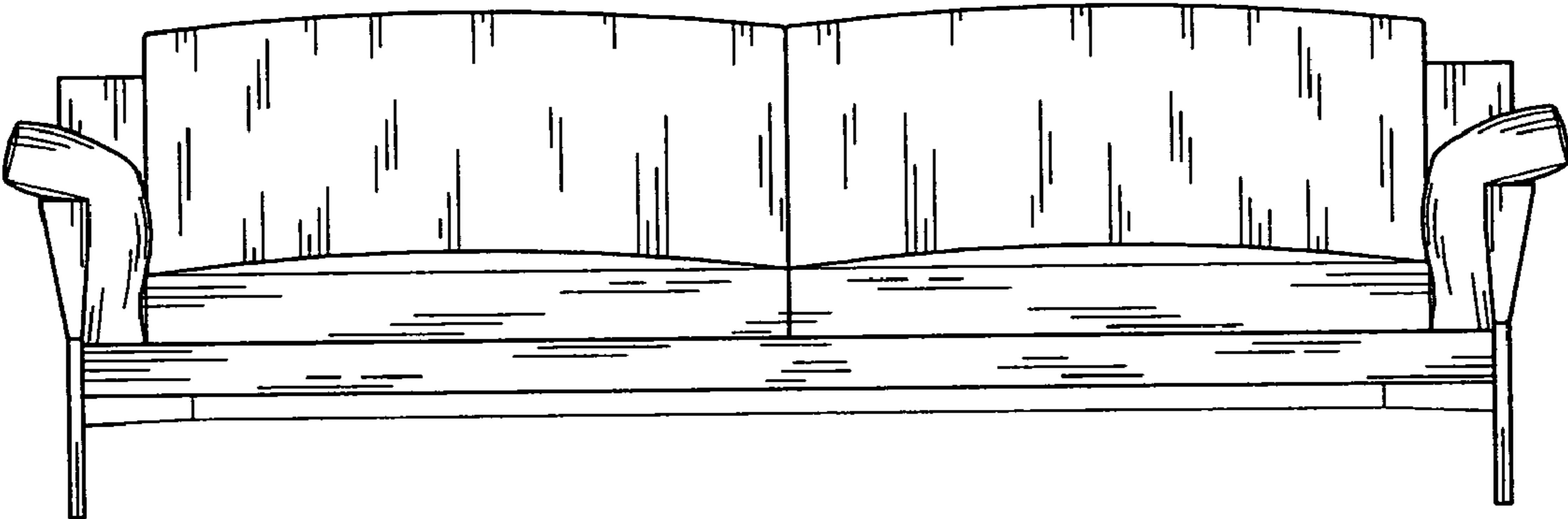


FIG. 1

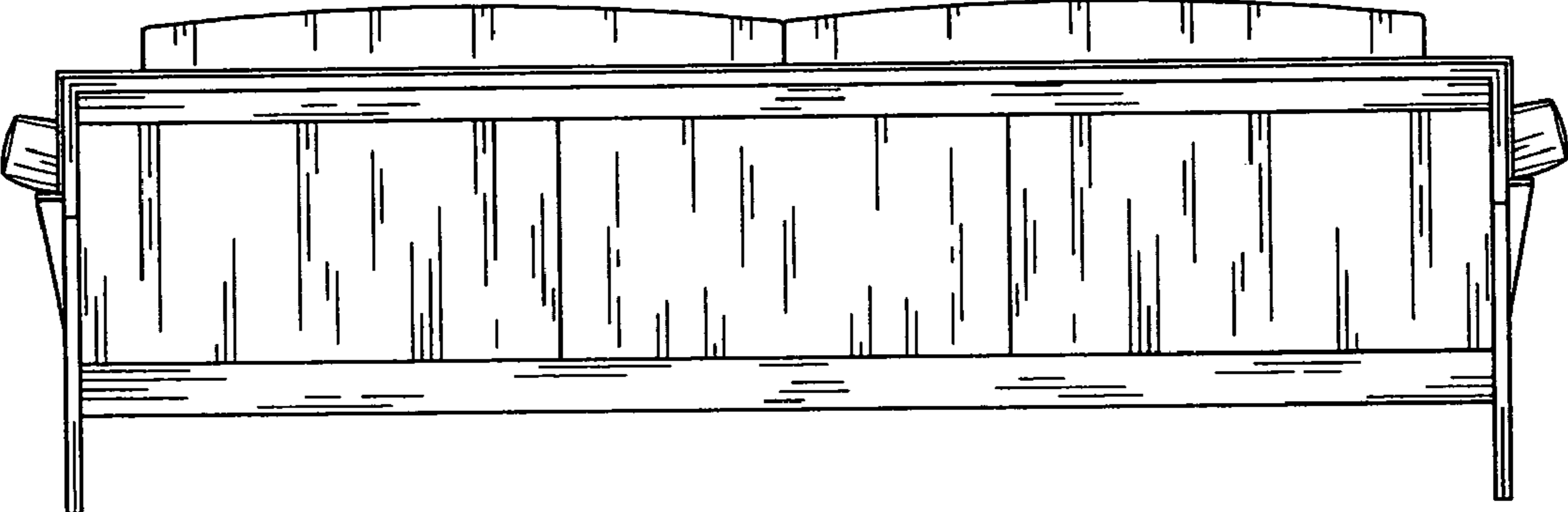


FIG. 2

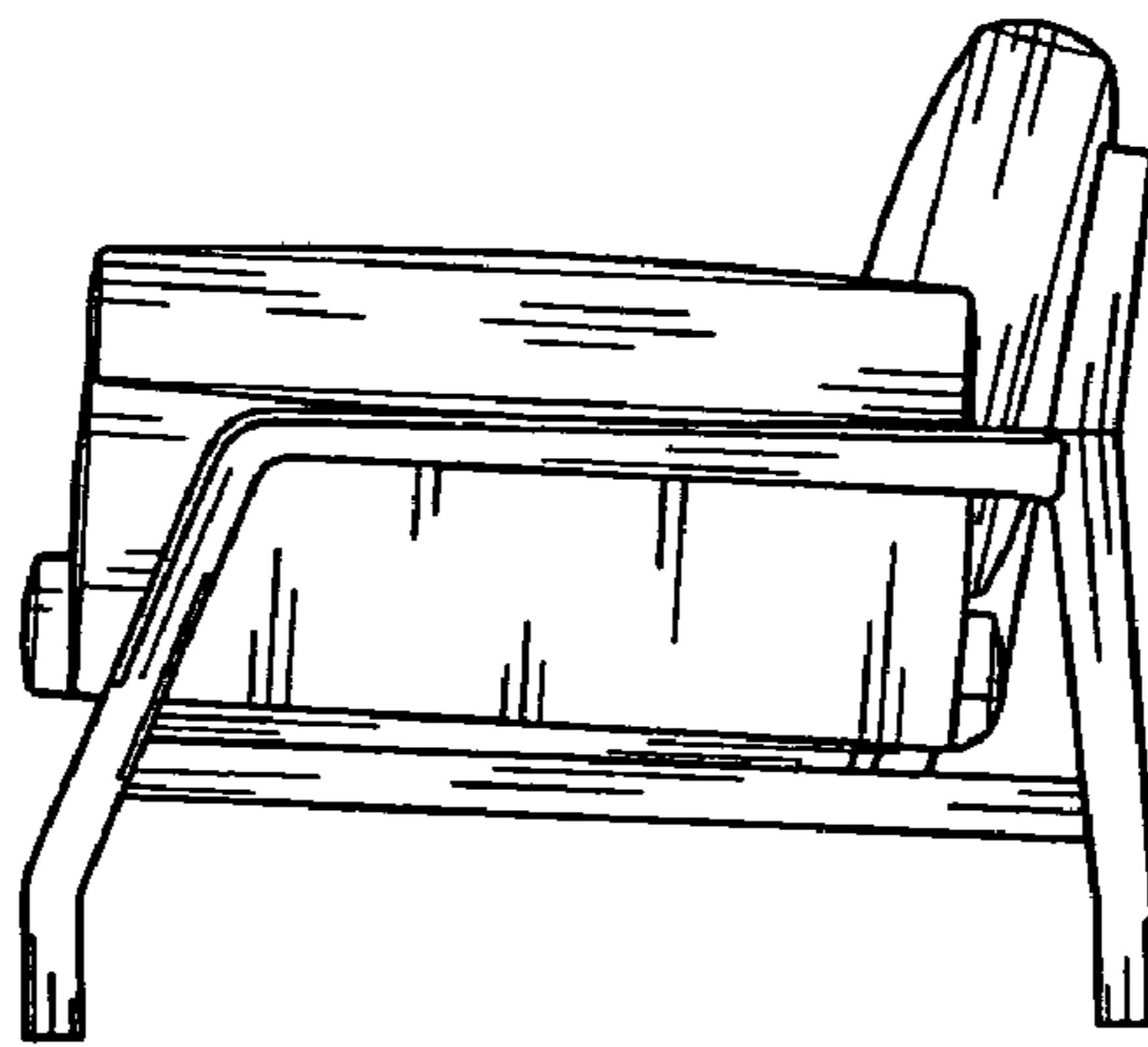


FIG. 3




FIG. 4

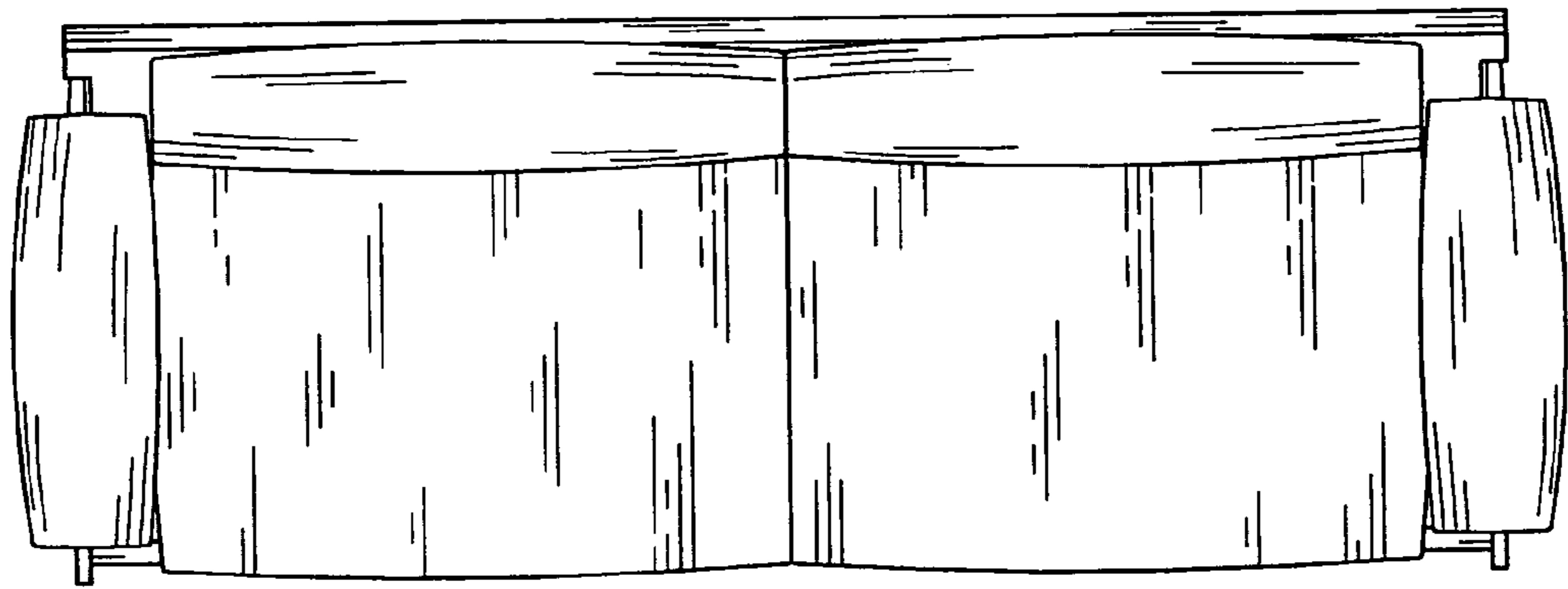


FIG. 5

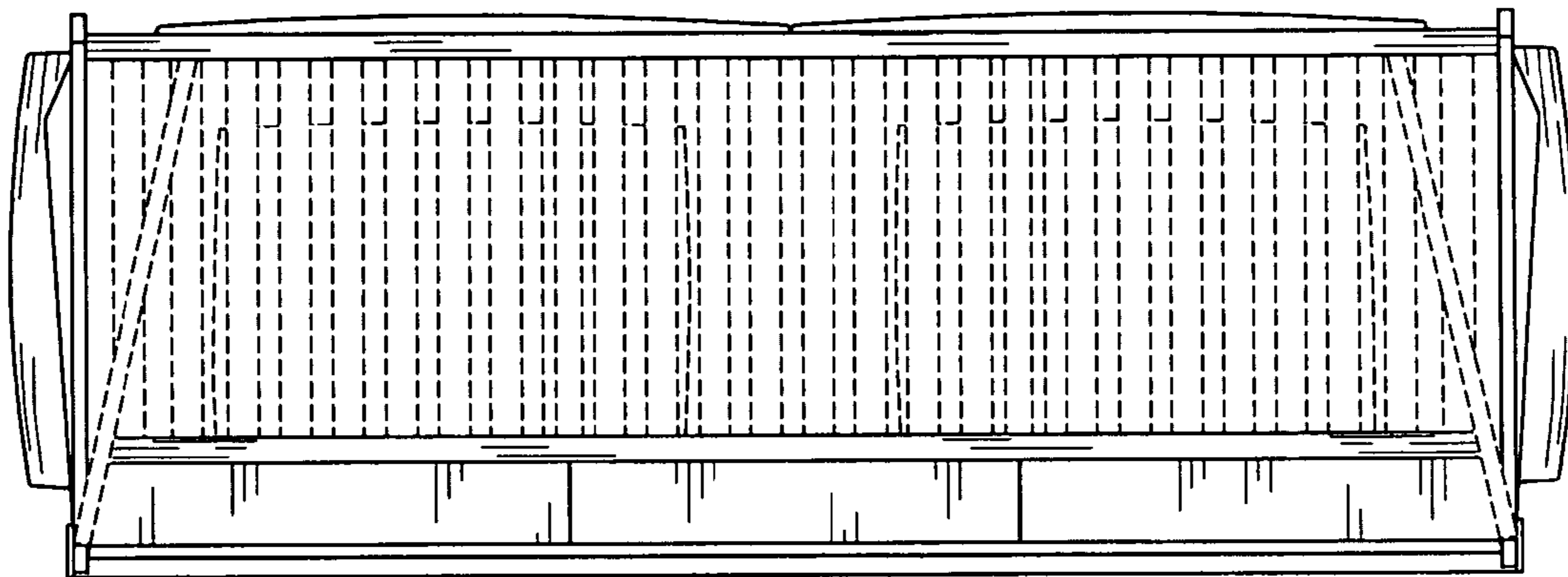


FIG. 6

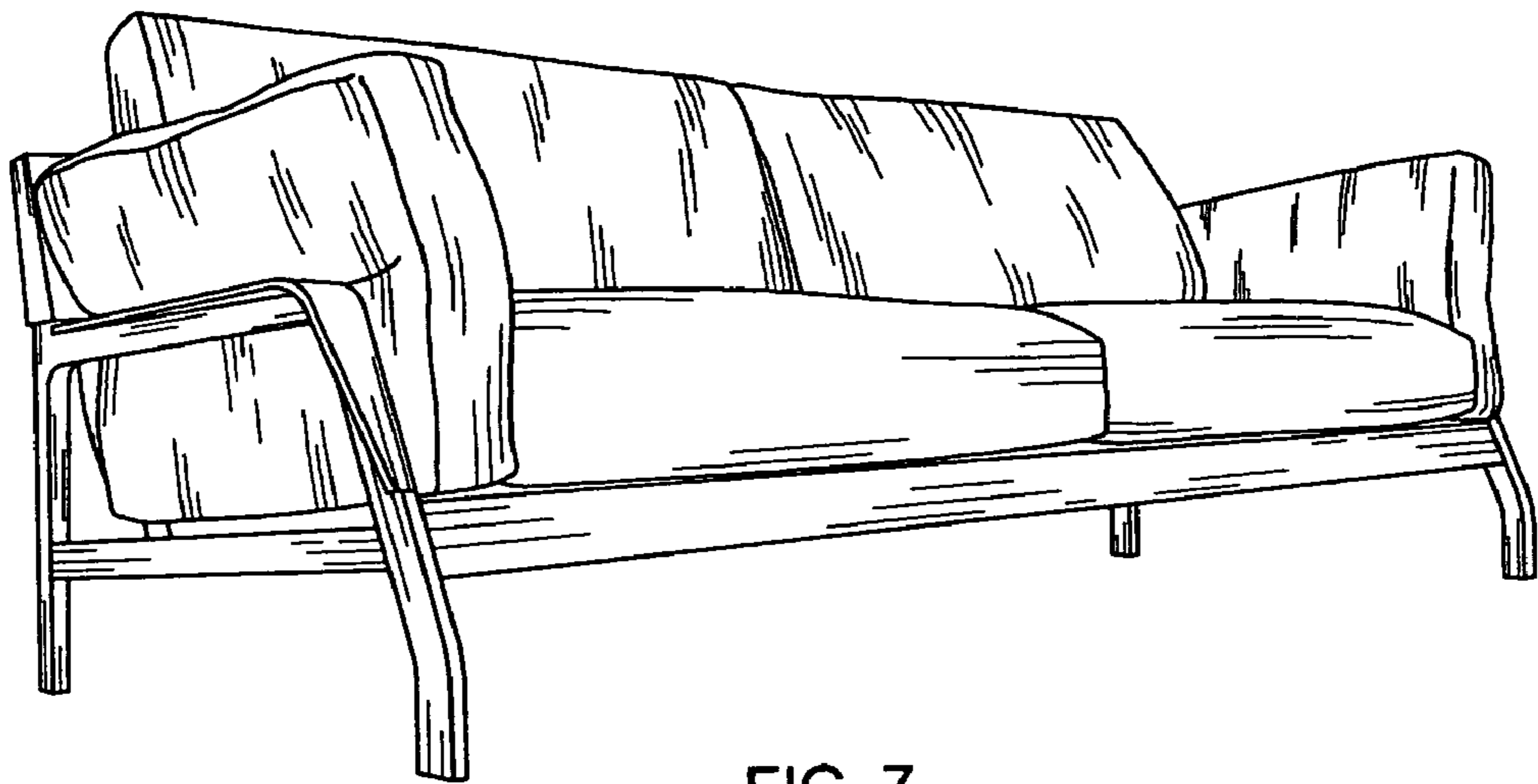


FIG. 7