



US00D601816S

(12) **United States Design Patent**
Jones

(10) **Patent No.:** **US D601,816 S**
(45) **Date of Patent:** **** Oct. 13, 2009**

(54) **GARMENT HANGER**

(75) Inventor: **Michael Edward Jones**, Penymynydd (GB)

(73) Assignee: **Mainetti (UK) Limited** (GB)

(**) Term: **14 Years**

(21) Appl. No.: **29/329,875**

(22) Filed: **Dec. 23, 2008**

(51) **LOC (9) Cl.** **06-08**

(52) **U.S. Cl.** **D6/318**

(58) **Field of Classification Search** D6/315,
D6/318, 328; 223/85-98; 211/13.1, 85.3,
211/123, 181.1

See application file for complete search history.

(56) **References Cited**

U.S. PATENT DOCUMENTS

D358,942 S *	6/1995	Blanchard et al.	D6/328
D441,203 S *	5/2001	Giustini	D6/328
D447,878 S *	9/2001	Hawkins	D6/318
D500,412 S *	1/2005	Gouldson	D6/318
D506,619 S *	6/2005	Mainetti	D6/318
D507,418 S *	7/2005	Mainetti	D6/318
6,923,350 B2 *	8/2005	Gouldson et al.	223/96
D511,049 S *	11/2005	Gouldson	D6/318
D520,541 S *	5/2006	Singleton	D6/318

D528,806 S * 9/2006 Jones D6/318
2003/0183665 A1 * 10/2003 Olk et al. 223/85

* cited by examiner

Primary Examiner—Stella M Reid

Assistant Examiner—Shanda C Hill

(74) *Attorney, Agent, or Firm*—Jack Schwartz & Associates, PLLC

(57) **CLAIM**

The ornamental design for a garment hanger, as shown and described.

DESCRIPTION

FIG. 1 is a top view of the garment hanger of the present invention;

FIG. 2 is a left side view of the garment hanger of the present invention;

FIG. 3 is a front view of the garment hanger of the present invention;

FIG. 4 is a back view of the garment hanger of the present invention;

FIG. 5 is a right side view of the garment hanger of the present invention; and,

FIG. 6 is a bottom view of the garment hanger of the present invention.

1 Claim, 2 Drawing Sheets

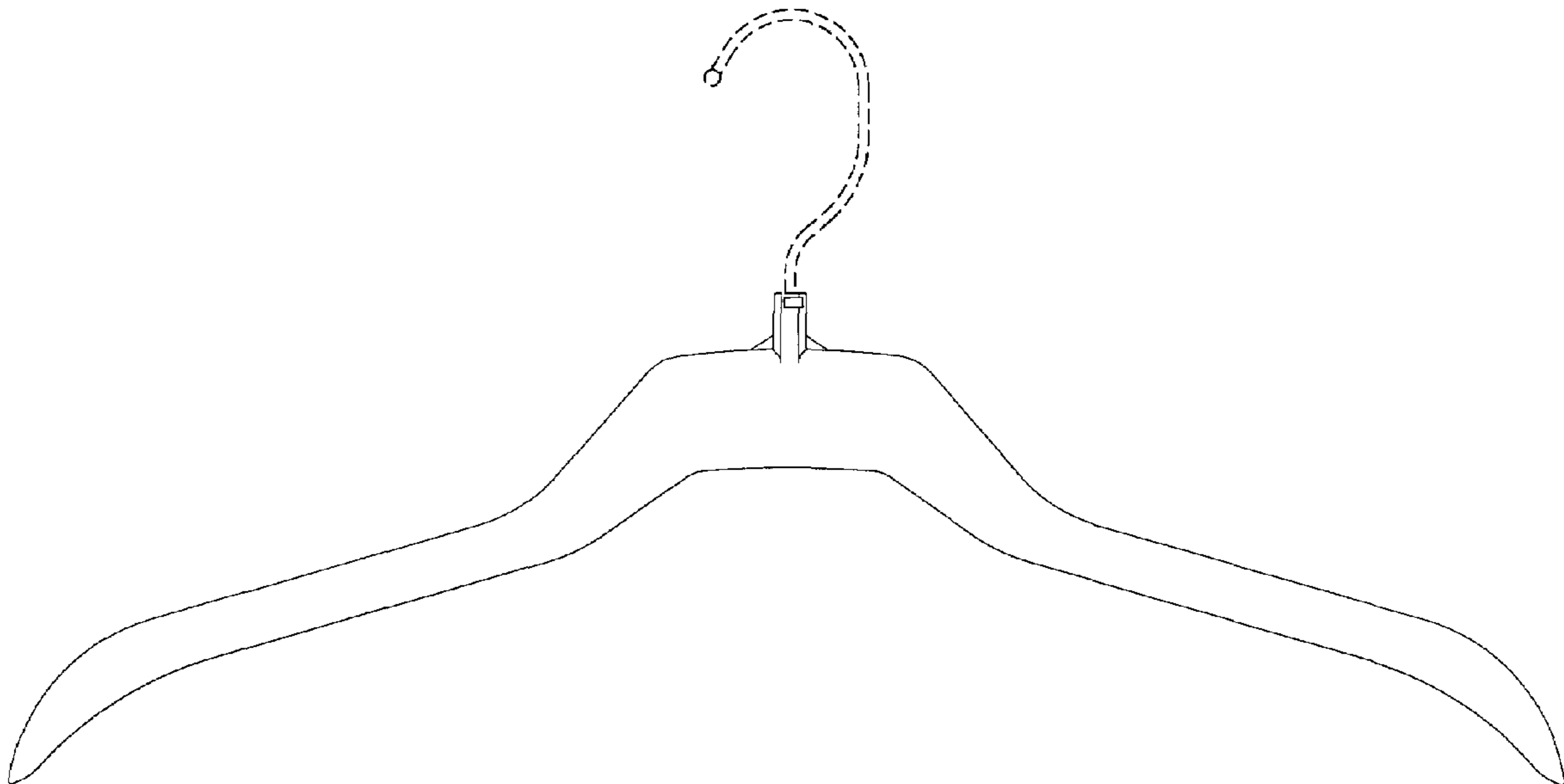


FIGURE 1




FIGURE 2

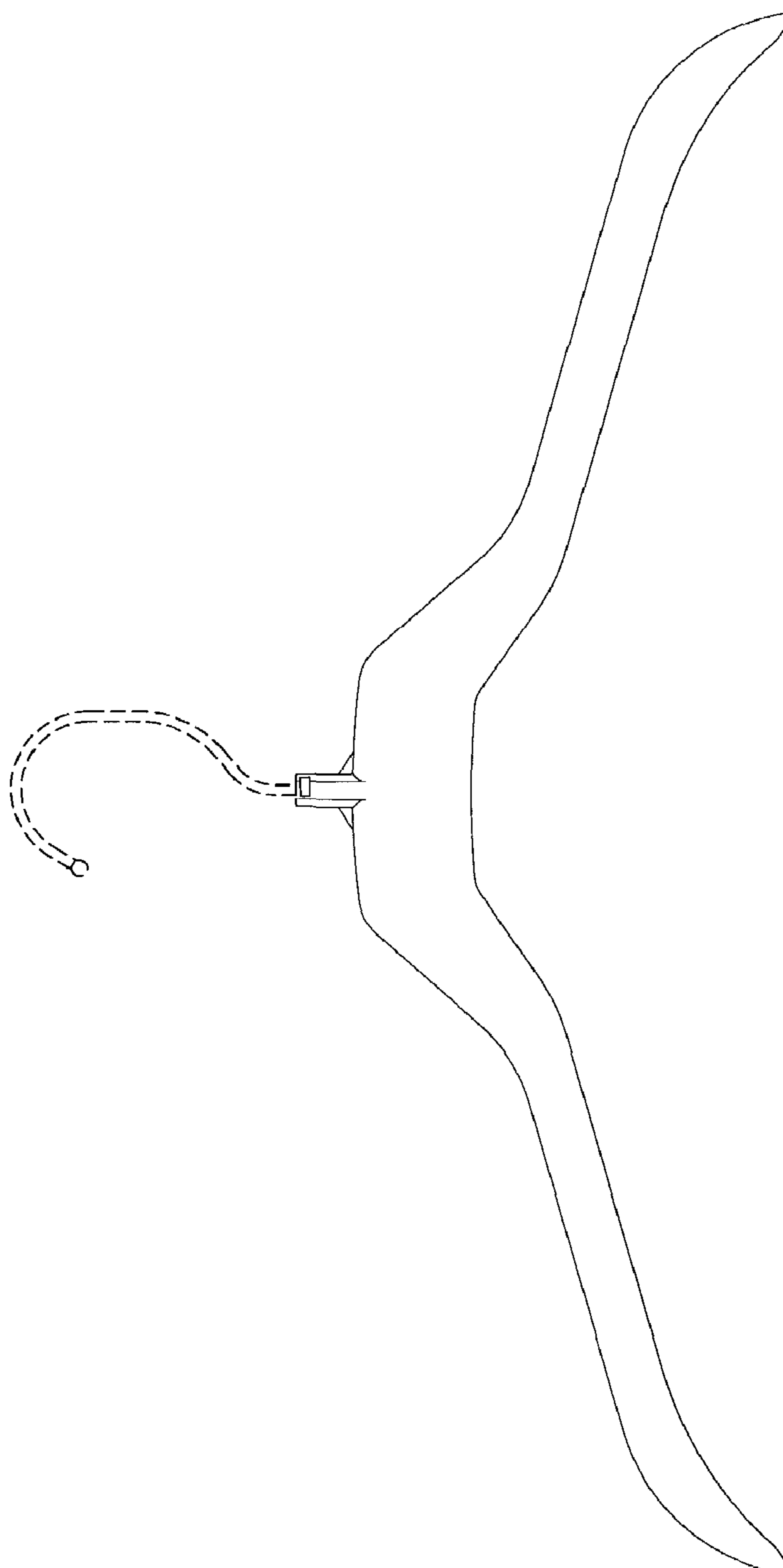


FIGURE 3

FIGURE 4

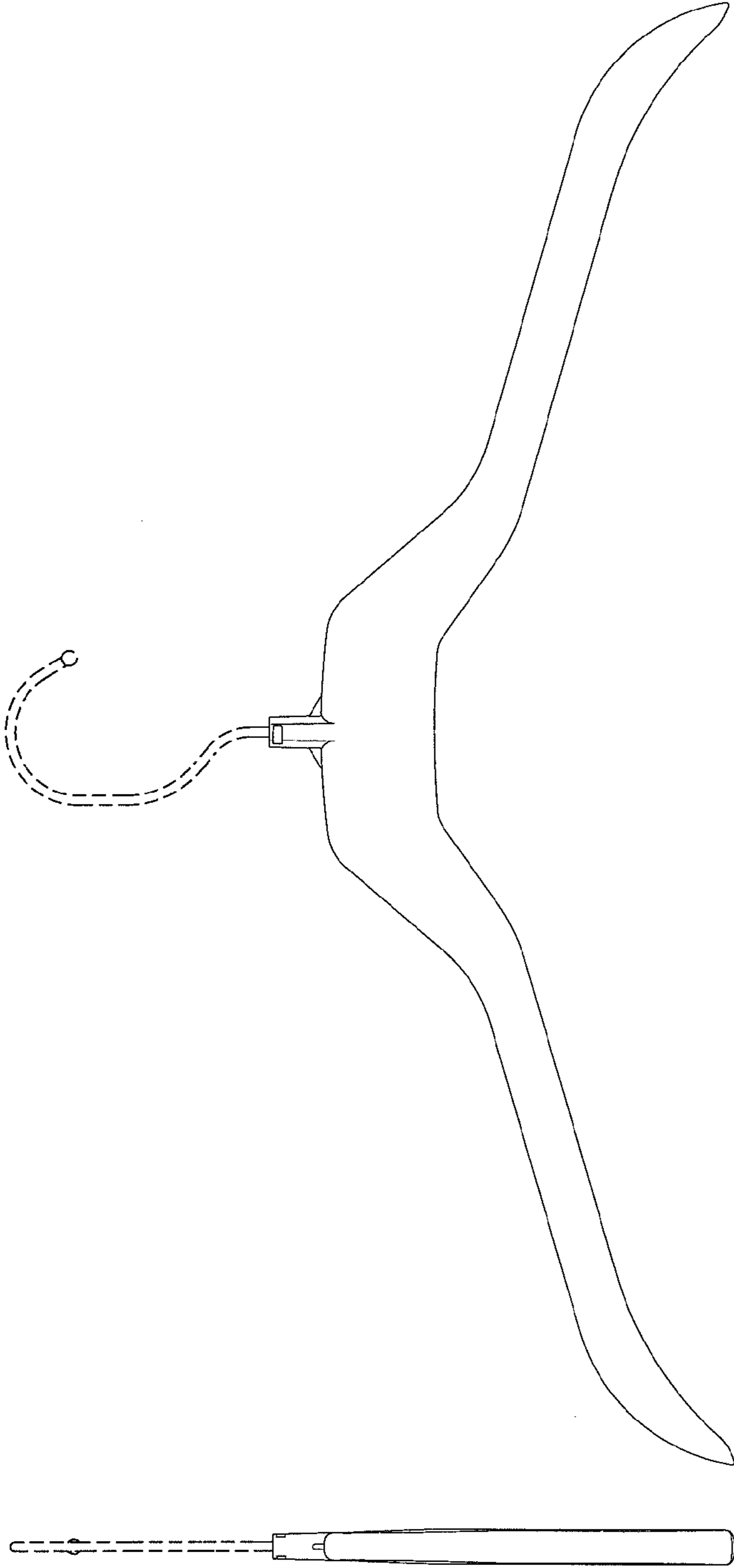


FIGURE 5




FIGURE 6

