



US00D601810S

(12) **United States Design Patent**
Waksman et al.

(10) **Patent No.:** **US D601,810 S**
(45) **Date of Patent:** **** Oct. 13, 2009**

(54) **BRUSH HANDLE**

(75) Inventors: **Gregory Waksman**, Tampa, FL (US);
Benjamin Waksman, Seffner, FL (US);
Albert M. Waksman, Tampa, FL (US);
Michael A. Waksman, Tampa, FL (US)

(73) Assignee: **Corona Brushes, Inc.**, Tampa, FL (US)

(**) Term: **14 Years**

(21) Appl. No.: **29/310,123**

(22) Filed: **Jul. 28, 2008**

Related U.S. Application Data

(62) Division of application No. 29/254,130, filed on Feb. 17, 2006, now Pat. No. Des. 575,066.

(51) **LOC (9) Cl.** **04-04**

(52) **U.S. Cl.** **D4/138**

(58) **Field of Classification Search** D4/132,
D4/135, 138; D8/107; 15/143.1, 145, 168,
15/175, 190–196, 201–205.2, 159.1, 160;
16/110.1, 422, 430; 80/177.1, 489
See application file for complete search history.

(56) **References Cited**

U.S. PATENT DOCUMENTS

D2,179 S	2/1865	Ames	
D21,071 S	9/1891	Fuchs et al.	
D24,044 S	2/1895	Estabrook	
753,476 A	3/1904	Dowd	
765,446 A	7/1904	Van Gale	
D37,564 S	9/1905	Crowell, Jr.	
846,148 A	3/1907	Schwartz	
1,444,236 A	2/1923	Cook	
1,468,716 A	9/1923	Kersting et al.	
1,600,388 A	9/1926	Barker	
1,826,165 A	10/1931	Cartwright	
1,888,930 A	11/1932	McMillan	
2,490,159 A	12/1949	Ricchiuti	
D167,950 S *	10/1952	Porter D4/135
2,664,582 A	1/1954	Kammann	

2,779,043 A	1/1957	McMillan	
2,913,751 A	11/1959	Hardman et al.	
D210,929 S *	5/1968	Mulvaney, Jr. D4/135
4,494,268 A	1/1985	Chu	
4,590,637 A	5/1986	Marino	
D373,682 S	9/1996	Armbruster	
5,749,117 A	5/1998	Forsline	
5,920,943 A	7/1999	Barker	

(Continued)

Primary Examiner—Cathron C Brooks

Assistant Examiner—Lavone D Tabor

(74) *Attorney, Agent, or Firm*—Frijouf, Rust & Pyle, P.A.

(57) **CLAIM**

The ornamental design for a brush handle, as shown and described.

DESCRIPTION

FIG. 1 is a top perspective view of my new design for a brush handle;

FIG. 2 is a bottom perspective view of FIG. 1;

FIG. 3 is a front view of FIG. 1;

FIG. 4 is a rear view of FIG. 1;

FIG. 5 is a right side view of FIG. 3;

FIG. 6 is a left side view of FIG. 3;

FIG. 7 is a top view of FIG. 3;

FIG. 8 is a bottom view of FIG. 3;

FIG. 9 is a top perspective view of a second embodiment of my new design for a brush handle;

FIG. 10 is a bottom perspective view of FIG. 9;

FIG. 11 is a front view of FIG. 9;

FIG. 12 is a rear view of FIG. 9;

FIG. 13 is a right side view of FIG. 11;

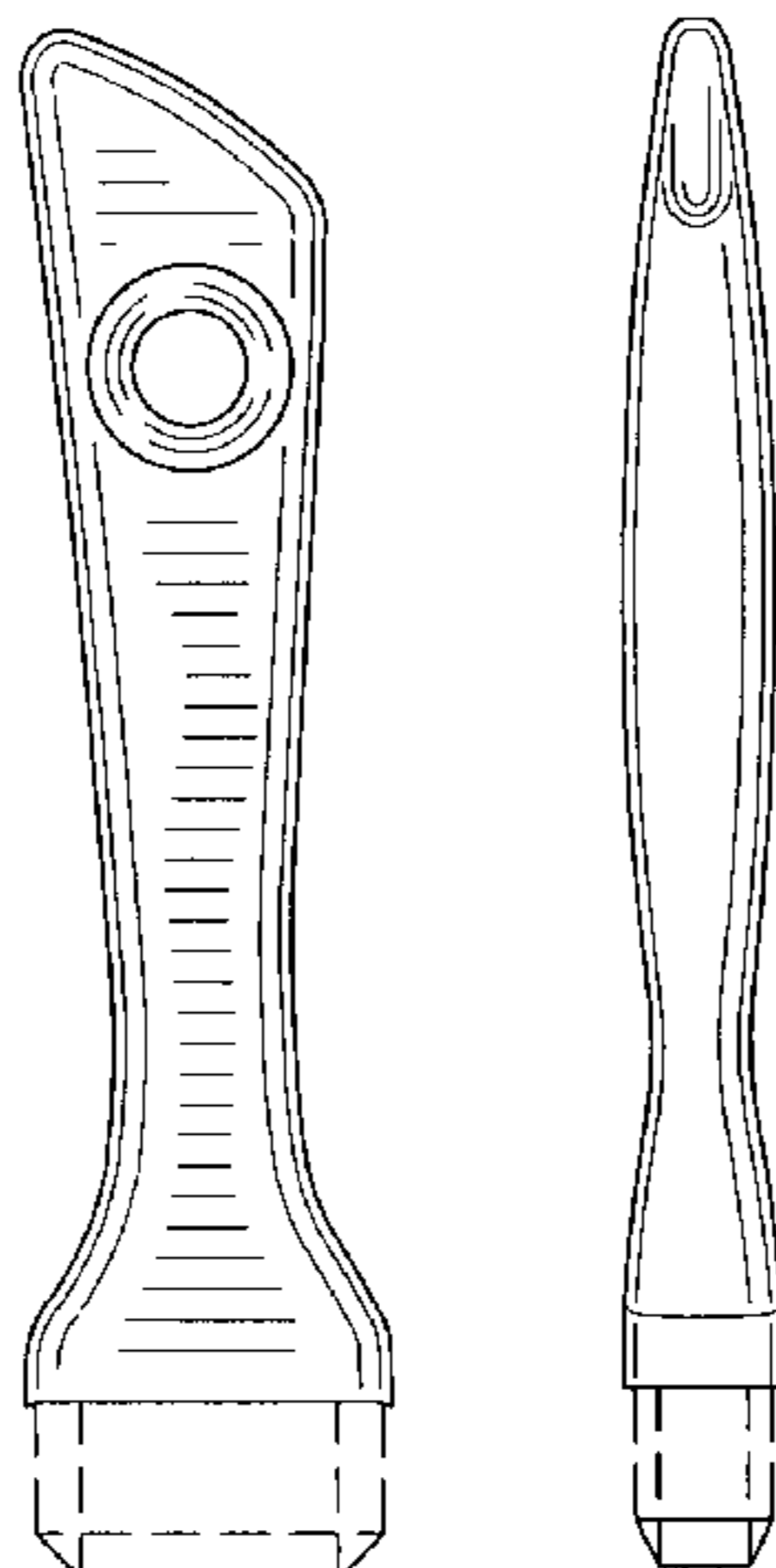
FIG. 14 is a left side view of FIG. 11;

FIG. 15 is a top view of FIG. 11; and,

FIG. 16 is a bottom view of FIG. 11.

The broken lines are included for the purpose of illustrating a portion of the handle that forms no part of the claimed design.

1 Claim, 8 Drawing Sheets



US D601,810 S

Page 2

U.S. PATENT DOCUMENTS

D441,536 S *	5/2001	Jackson-MacDonald	D4/118	D475,204 S	6/2003	Vaes	
D454,432 S	3/2002	Ancona et al.		D475,536 S	6/2003	Vaes	
6,408,474 B1	6/2002	Husted et al.		D521,243 S *	5/2006	Olsson et al.	D4/118
D464,803 S	10/2002	Woodnorth et al.		D553,941 S *	10/2007	Bruno et al.	D8/107

* cited by examiner

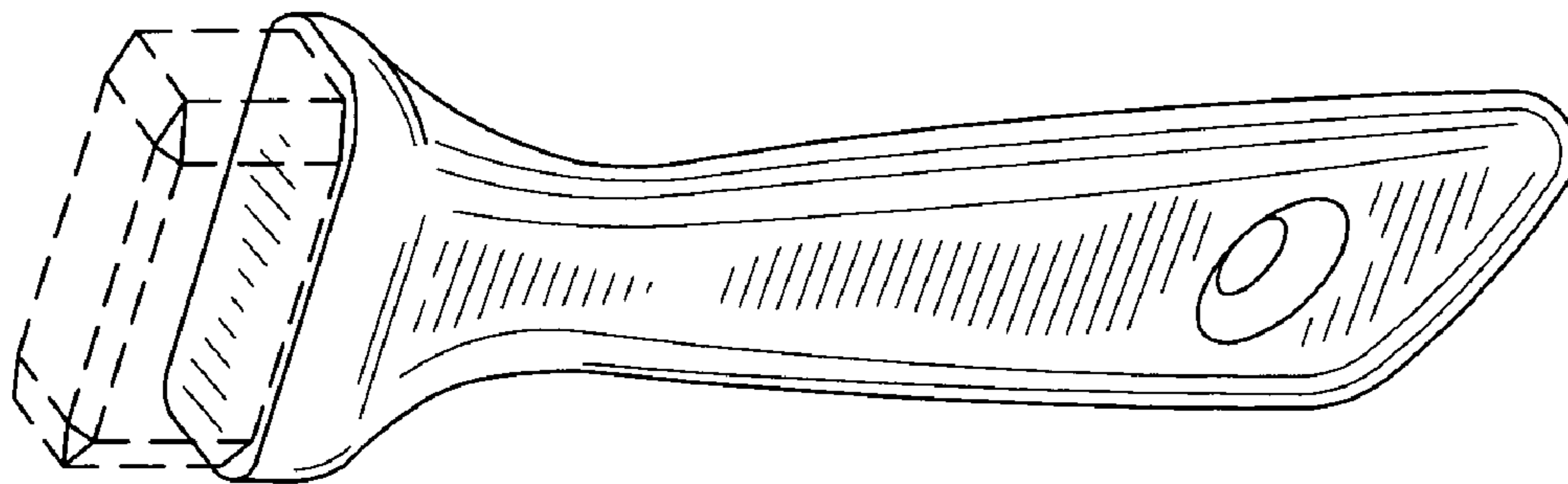


FIG. 2

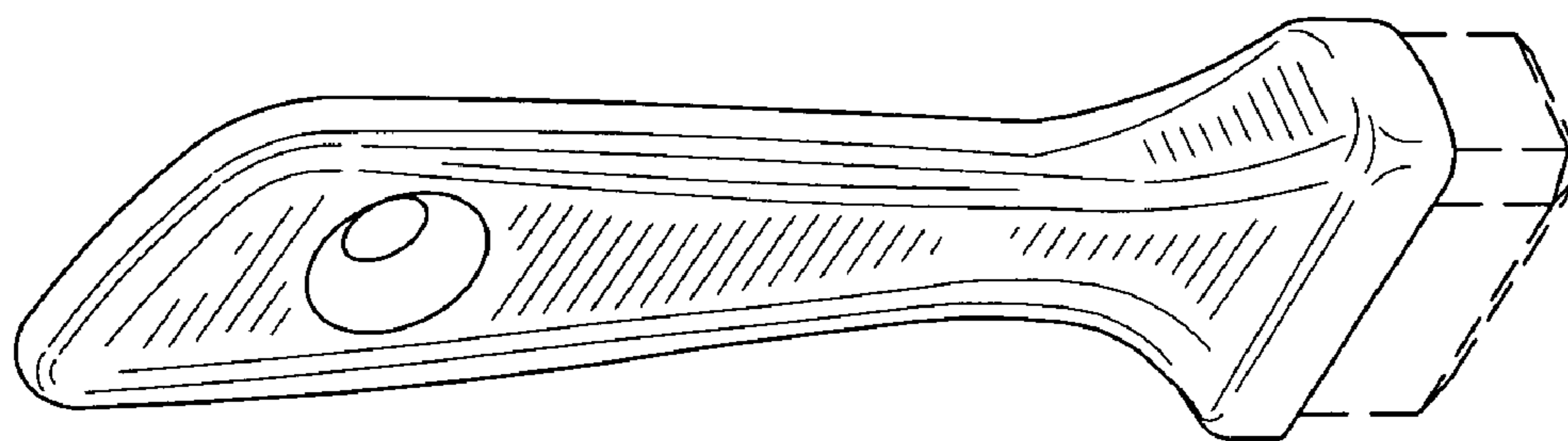


FIG. 1

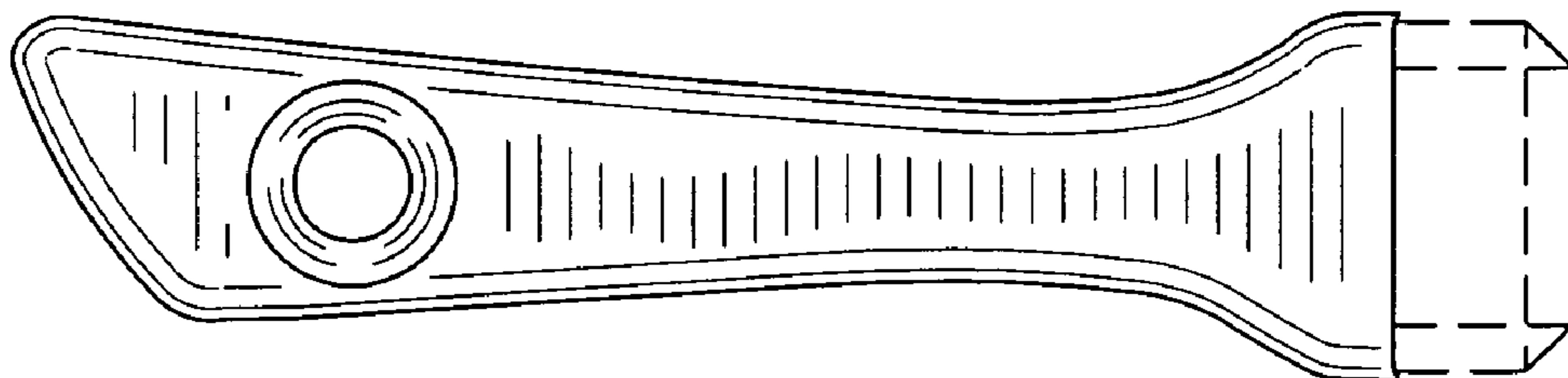


FIG. 4

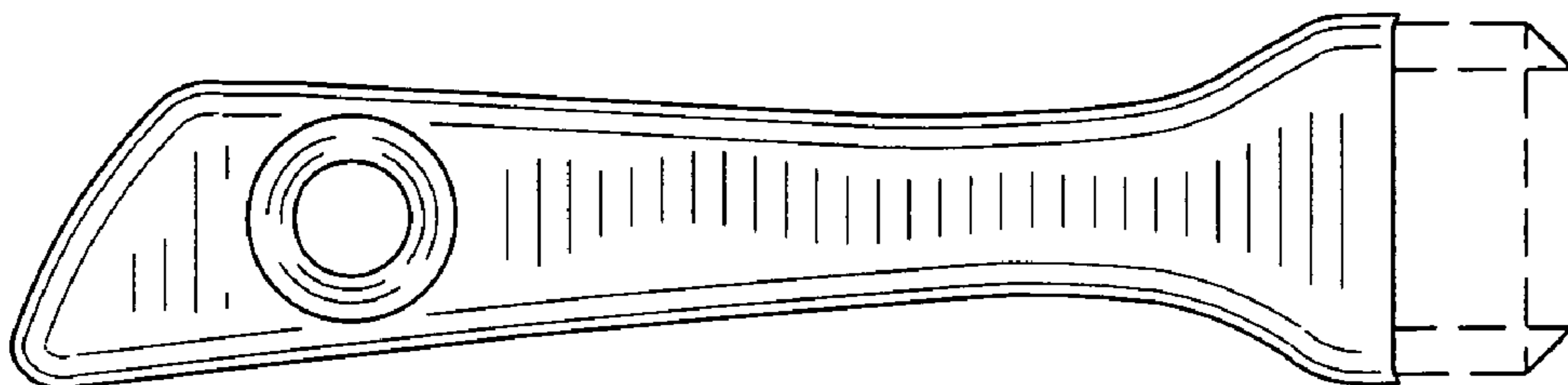


FIG. 3

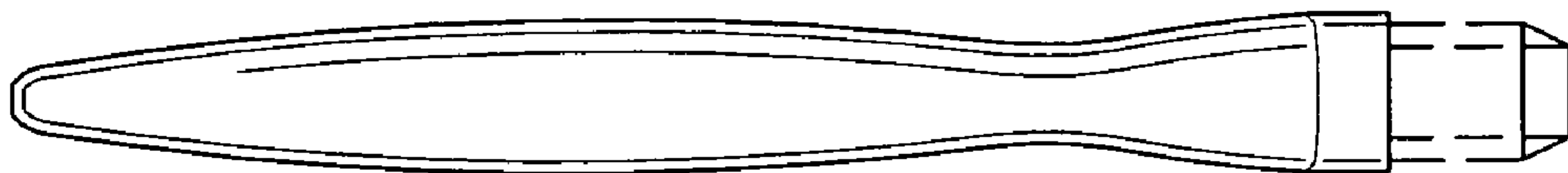


FIG. 6

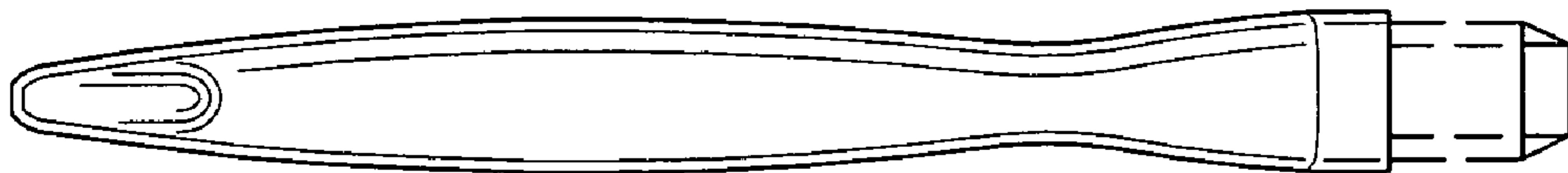


FIG. 5

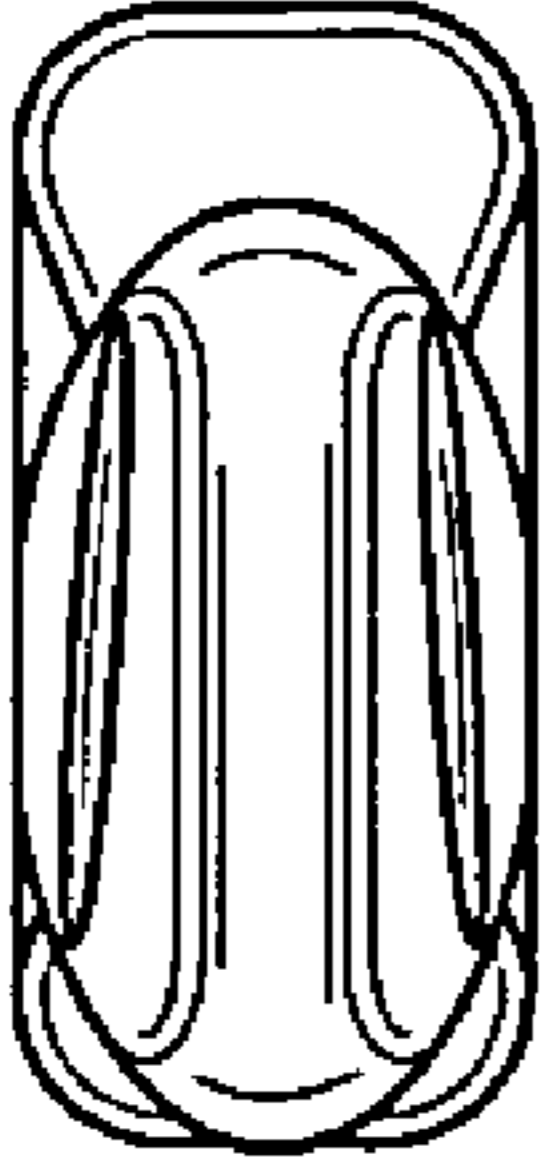


FIG. 7

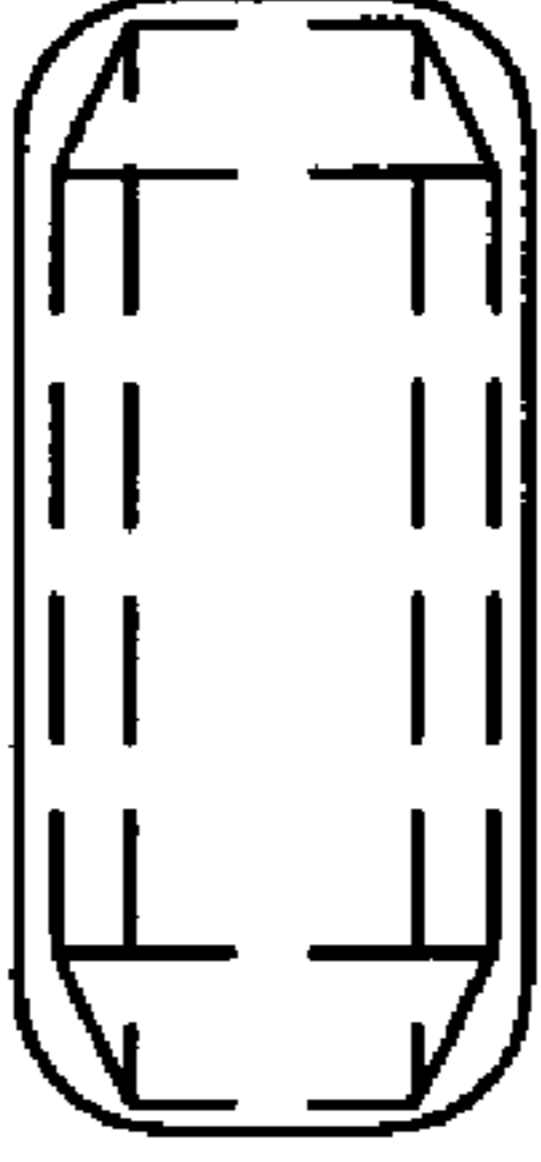


FIG. 8

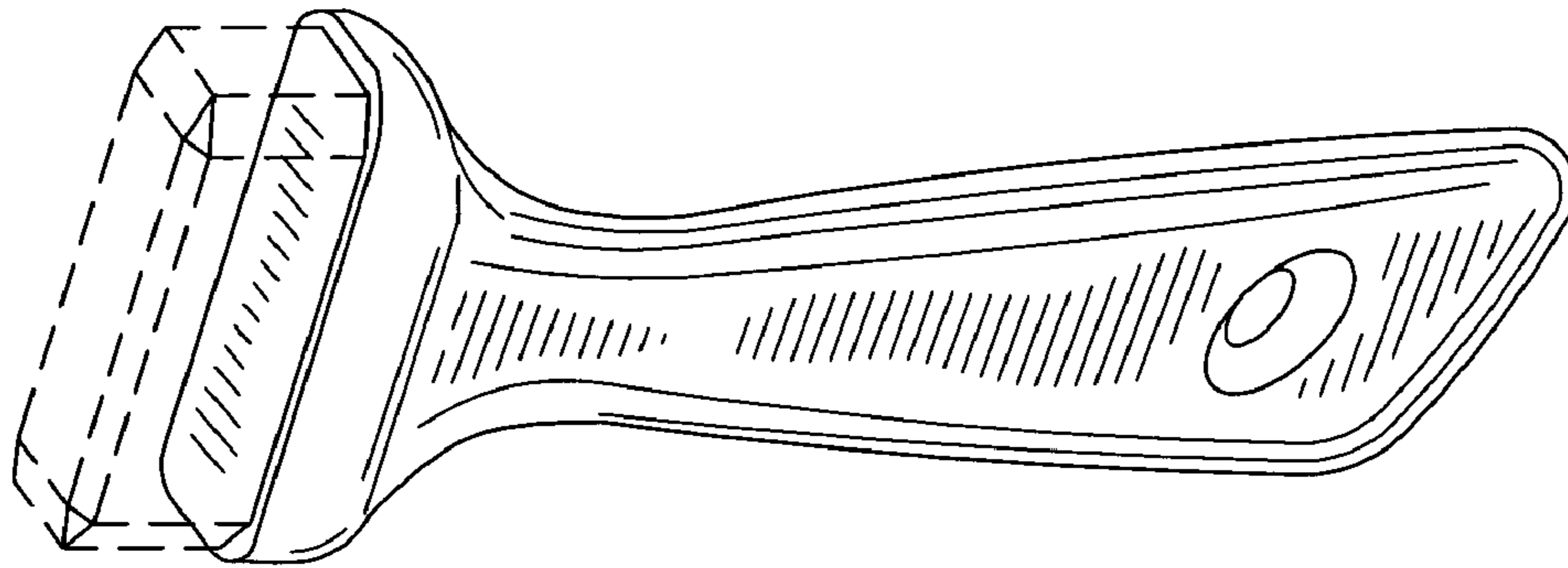


FIG. 10

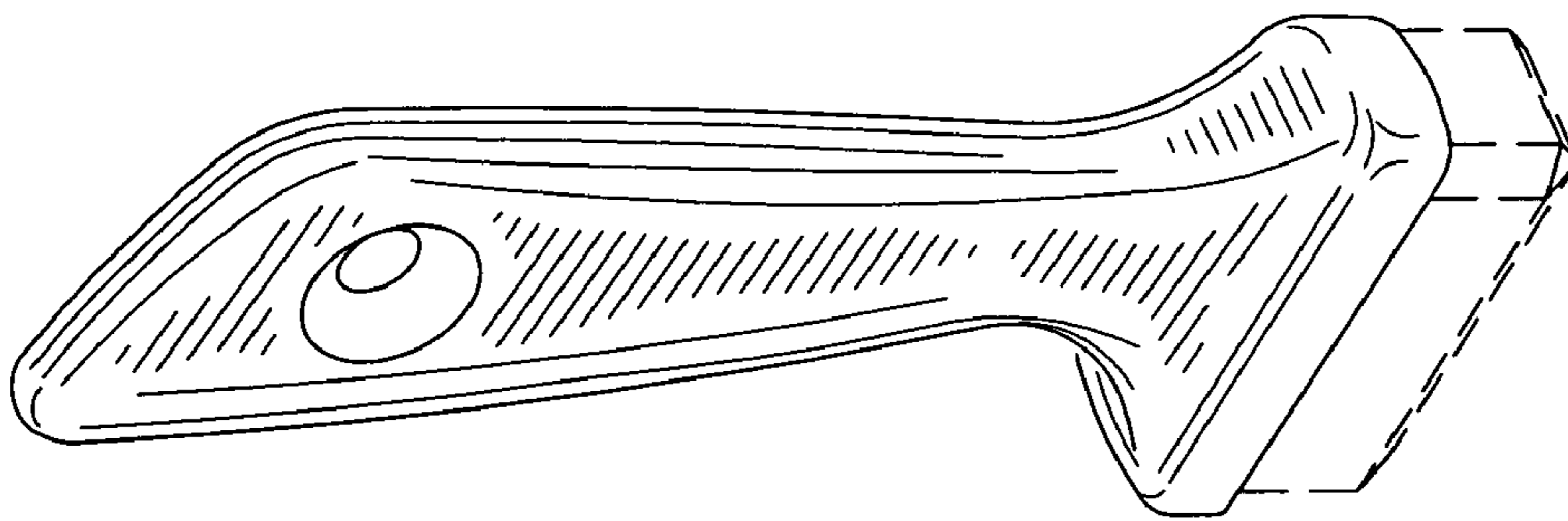


FIG. 9

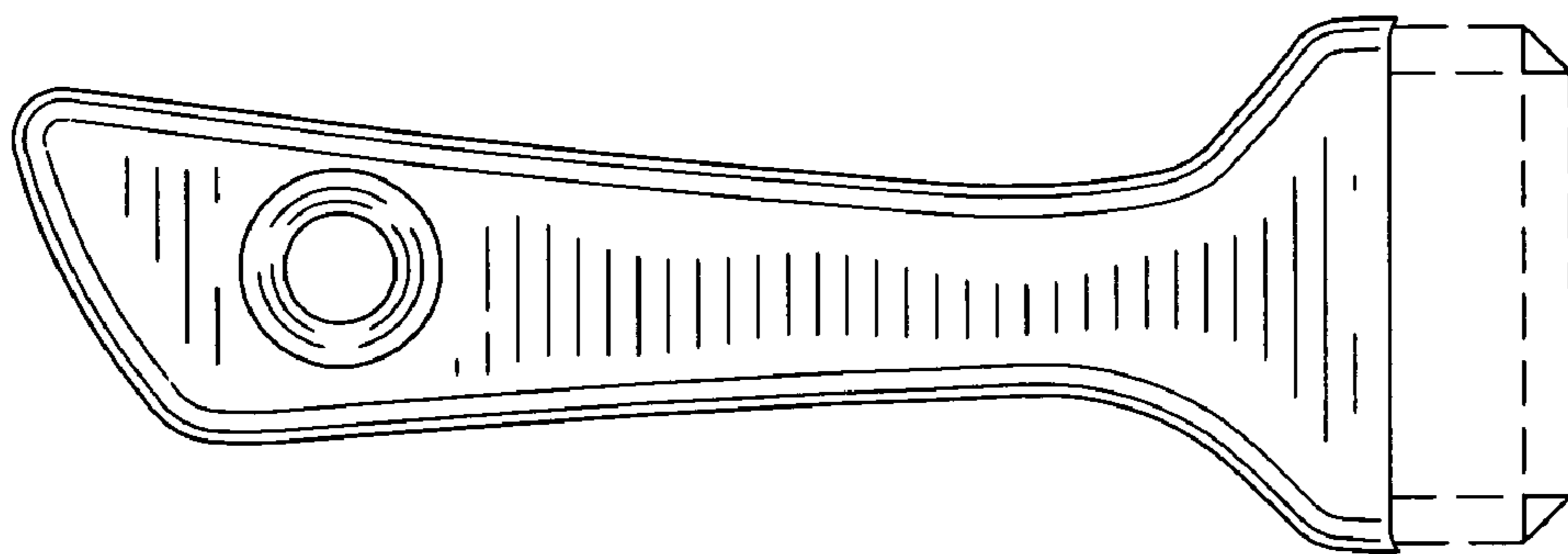


FIG. 12

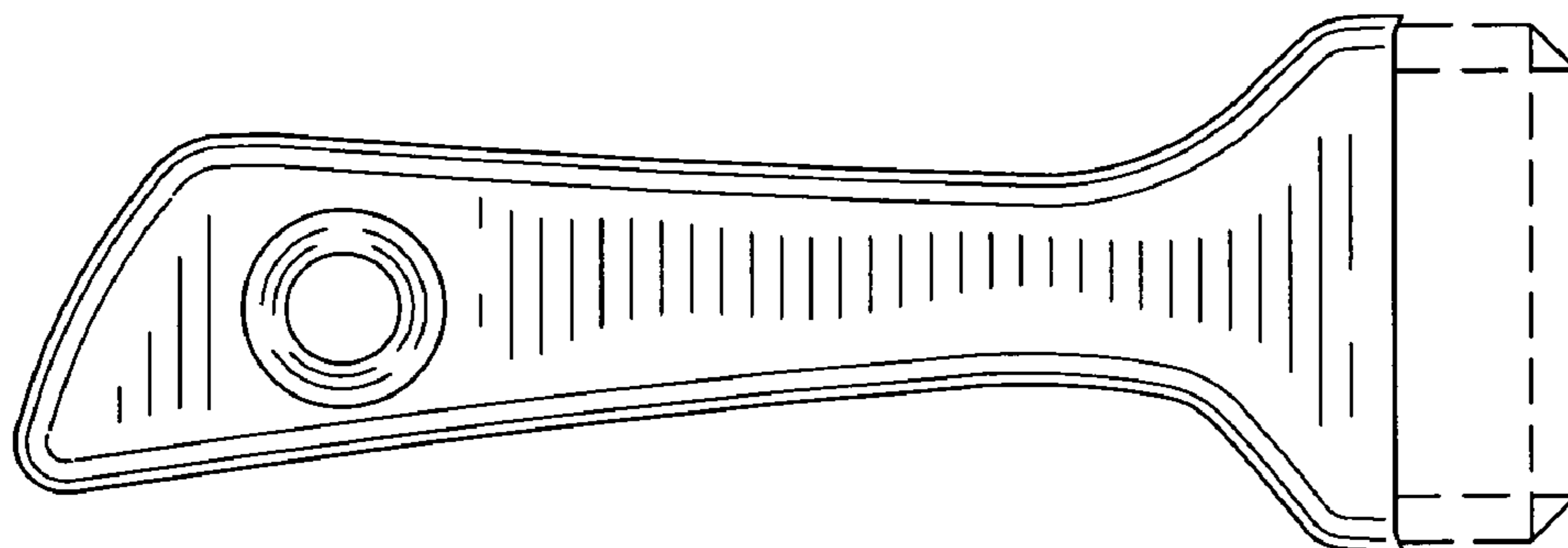


FIG. 11

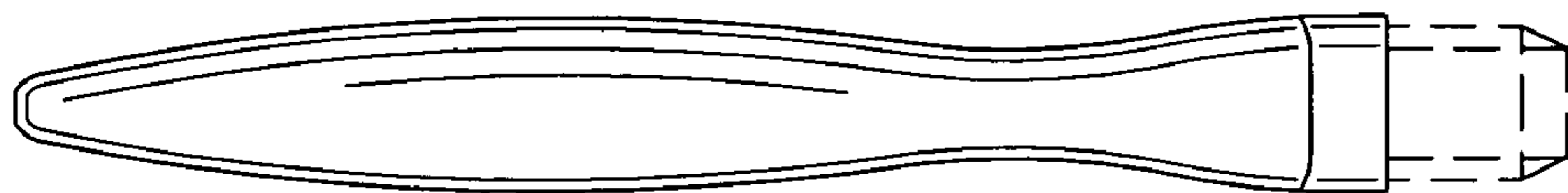


FIG. 13

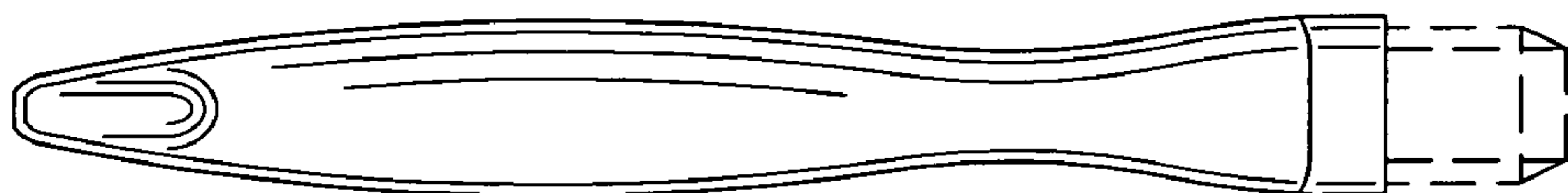


FIG. 14

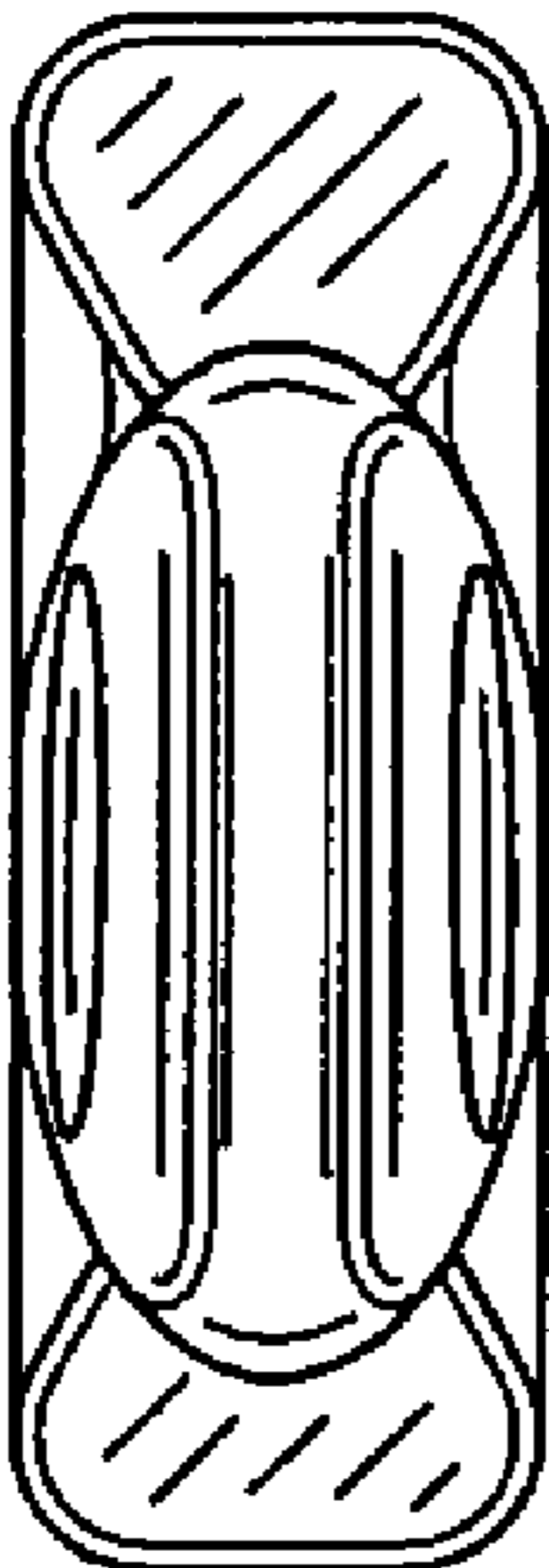


FIG. 15

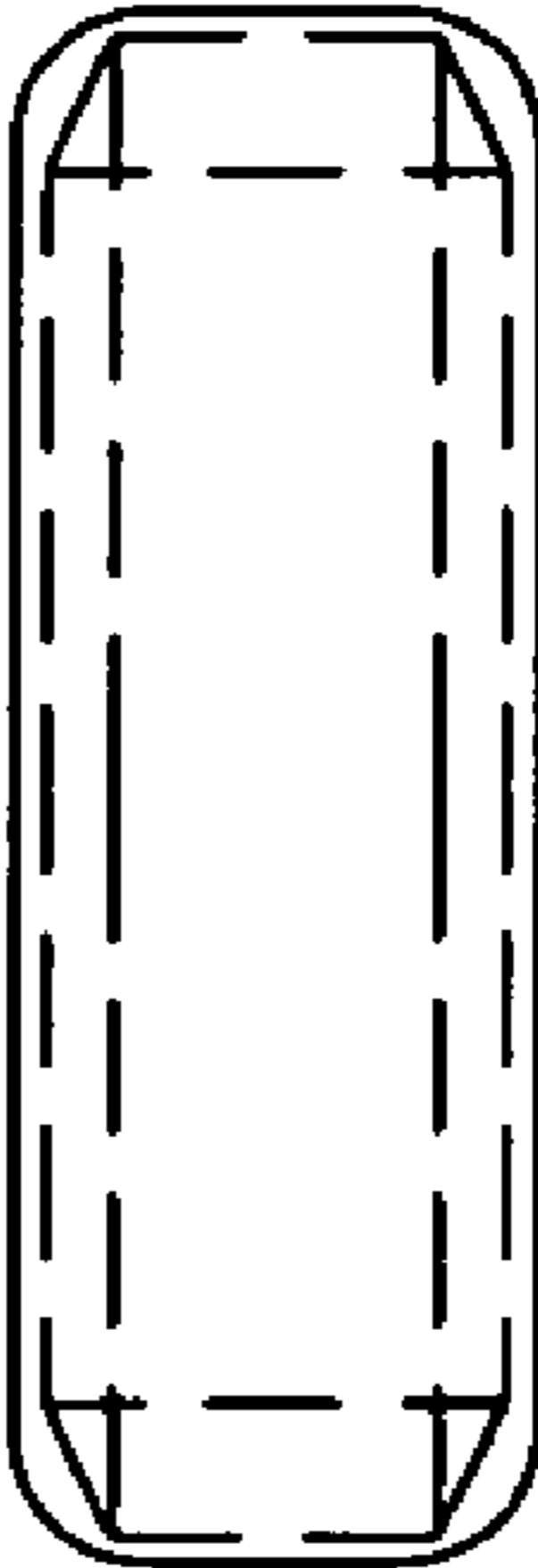


FIG. 16