



US00D601805S

(12) **United States Design Patent**
Kayser

(10) **Patent No.:** **US D601,805 S**
(45) **Date of Patent:** **** Oct. 13, 2009**

(54) **TOOTHBRUSH**

(76) Inventor: **Steven L. Kayser**, P.O. Box 2936,
Ferndale, WA (US) 98248

(**) Term: **14 Years**

(21) Appl. No.: **29/275,027**

(22) Filed: **Dec. 8, 2006**

Related U.S. Application Data

(63) Continuation-in-part of application No. 10/920,822,
filed on Aug. 18, 2004, now Pat. No. 7,334,286, and a
continuation-in-part of application No. 11/563,671,
filed on Nov. 27, 2006.

(51) **LOC (9) Cl.** **04-02**

(52) **U.S. Cl.** **D4/104**

(58) **Field of Classification Search** D4/104-112,
D4/132, 134, 138; 15/167.1, 167.2, 143.1,
15/159.1, 160, 186, 187; 16/430, 431; 132/308-310
See application file for complete search history.

(56) **References Cited**

U.S. PATENT DOCUMENTS

1,657,450	A *	1/1928	Barnes	15/167.1
D160,651	S *	10/1950	Nugent	D4/112
D170,603	S *	10/1953	Pennington	D4/116
D293,288	S *	12/1987	Cron et al.	D4/104
D357,123	S *	4/1995	Brown et al.	D4/104
D373,025	S *	8/1996	Phillips	D4/134
D391,084	S *	2/1998	Armour	D4/104
D438,706	S *	3/2001	Senyuva et al.	D4/104
D487,351	S *	3/2004	Frazell	D4/104
D533,350	S *	12/2006	Xi	D4/104
D549,461	S *	8/2007	Geiberger et al.	D4/104

* cited by examiner

Primary Examiner—Melanie H Tung
Assistant Examiner—Lavone D Tabor

(74) *Attorney, Agent, or Firm*—Lewis Kohn & Fitzwilliam
LLP; Timothy W. Fitzwilliam

(57) **CLAIM**

The ornamental design for toothbrush, as shown and
described.

DESCRIPTION

FIG. 1 is a top, right, and front perspective view of a first
embodiment of a toothbrush showing my new design;

FIG. 2 is a bottom, left and rear perspective view FIG. 1;

FIG. 3 is a front elevational view of FIG. 1;

FIG. 4 is a rear elevational view of FIG. 1;

FIG. 5 is a top plan view of FIG. 1;

FIG. 6 is a left side elevational view of FIG. 1, the right side
being a mirror image thereof;

FIG. 7 is a bottom plan view of FIG. 1;

FIG. 8 is a top, right, and front perspective view of a second
embodiment of the toothbrush;

FIG. 9 is a bottom, left and rear perspective view of FIG. 8;

FIG. 10 is a front elevational view of FIG. 8;

FIG. 11 is a rear elevational view of FIG. 8;

FIG. 12 is a top plan view of FIG. 8;

FIG. 13 is a left side elevational view of FIG. 8, the right side
being a mirror image thereof; and,

FIG. 14 is a bottom view of FIG. 8.

1 Claim, 2 Drawing Sheets

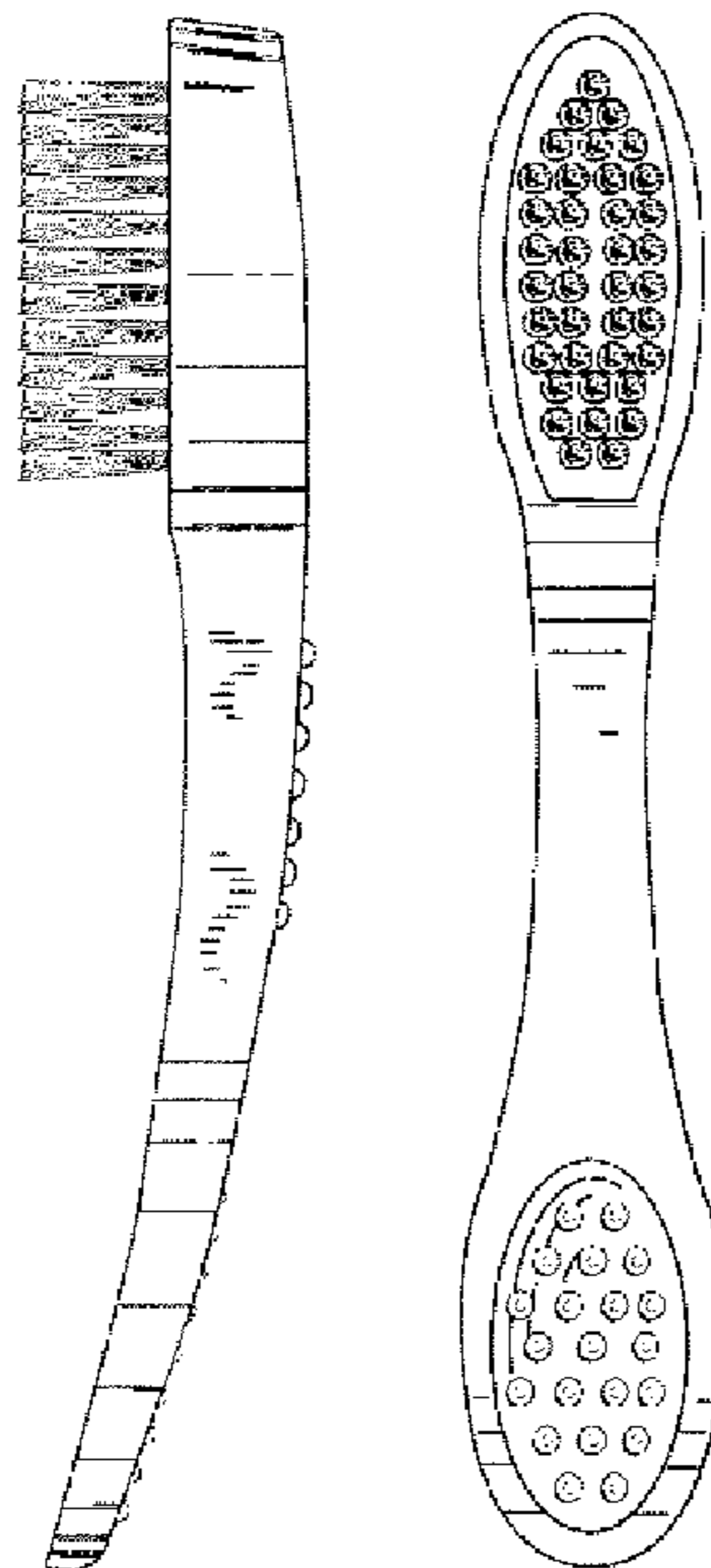


FIG. 1

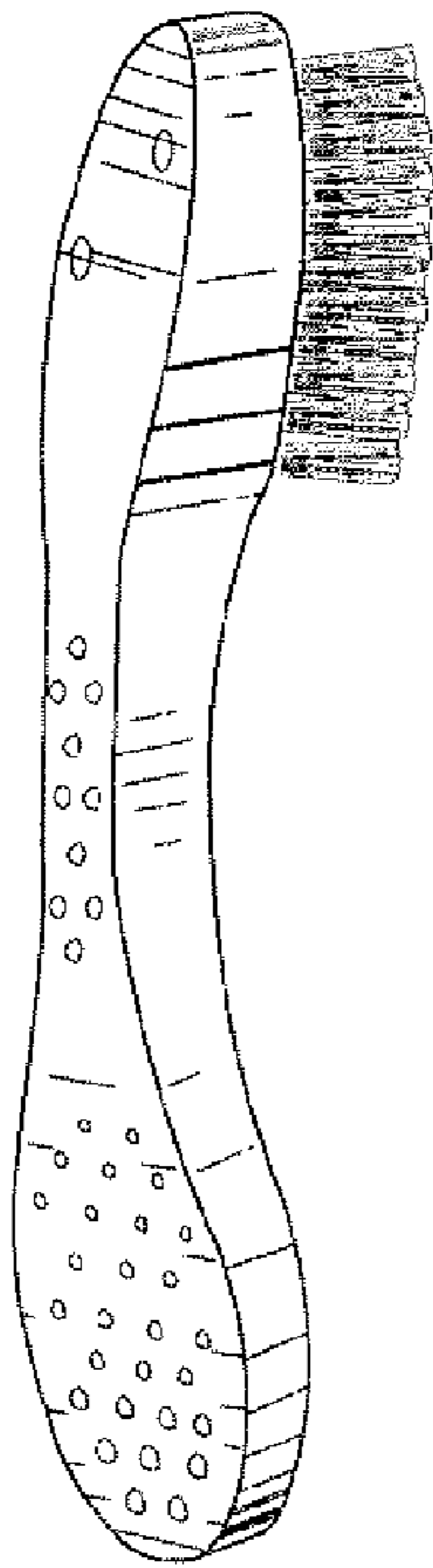


FIG. 2

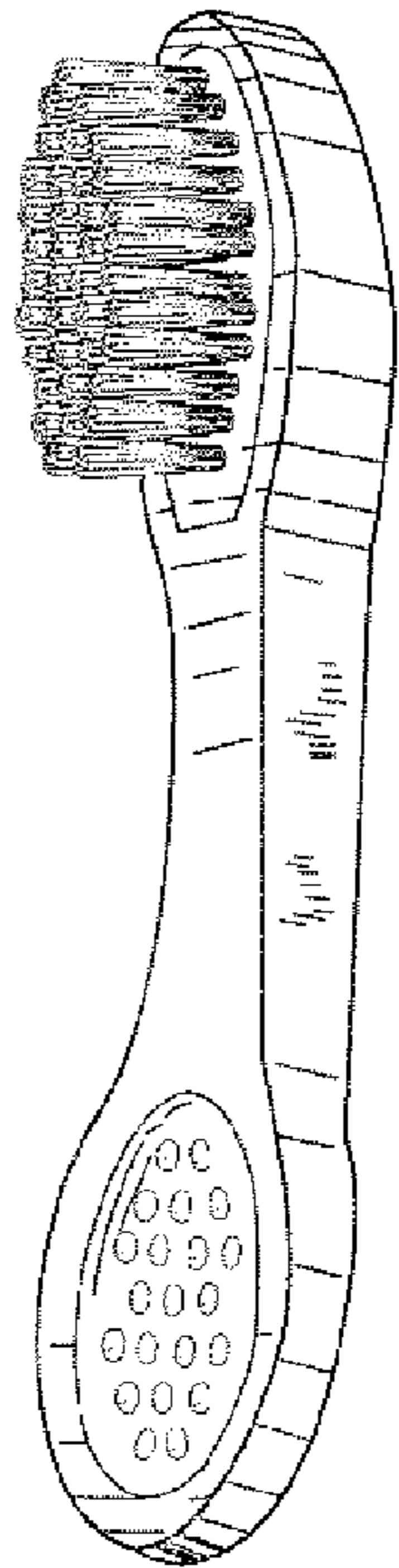


FIG. 3

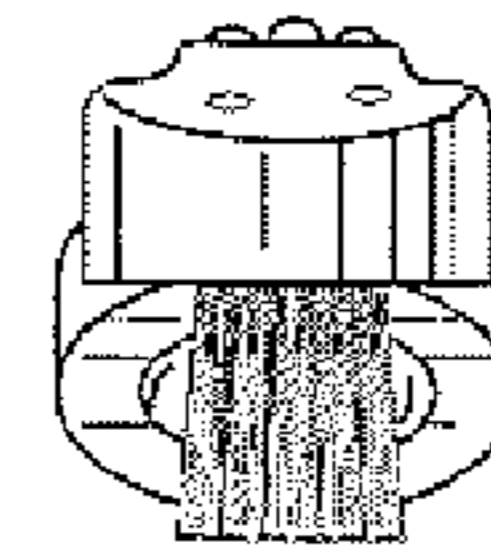


FIG. 4

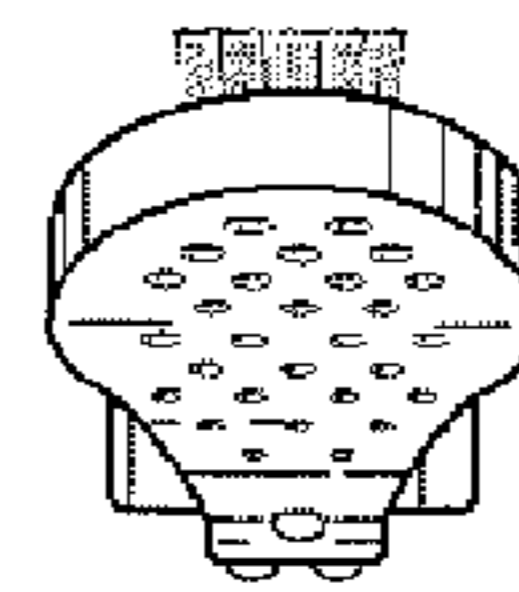


FIG. 5

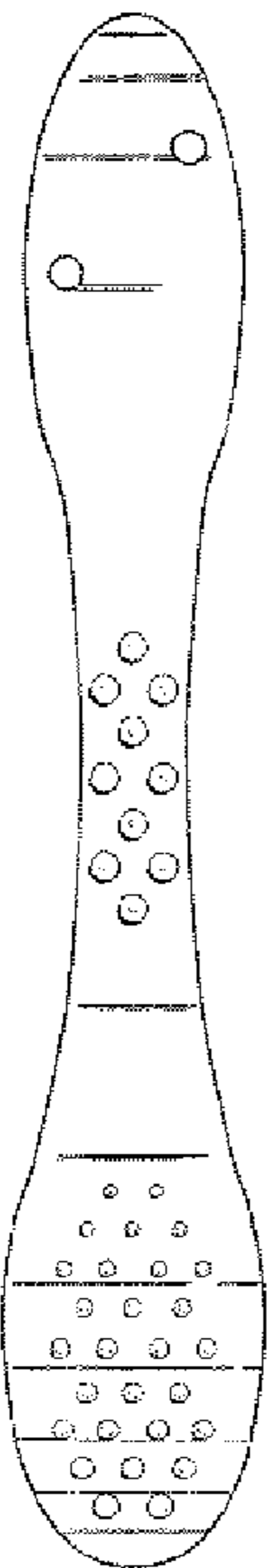


FIG. 6

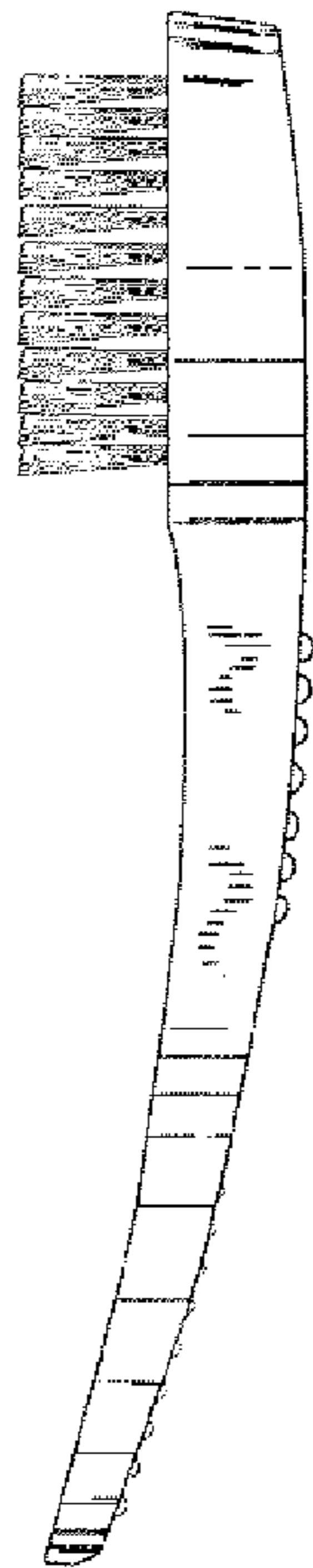


FIG. 7

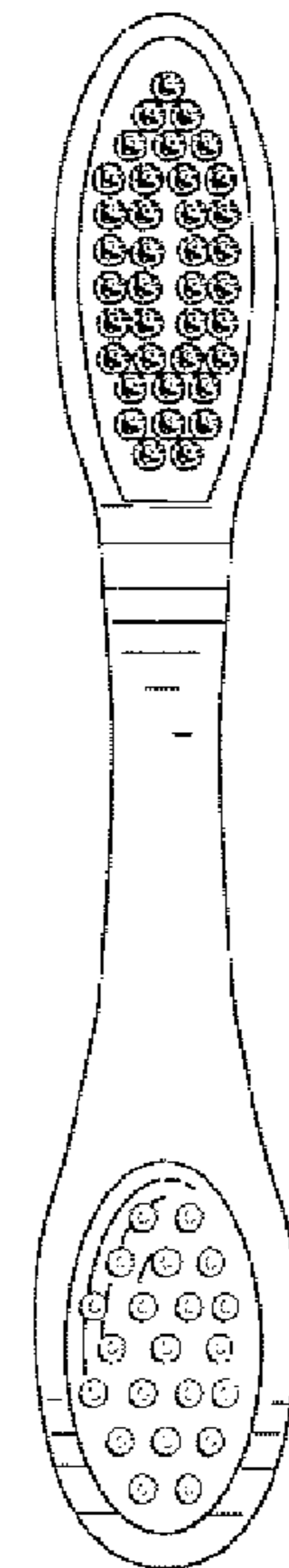


FIG. 8

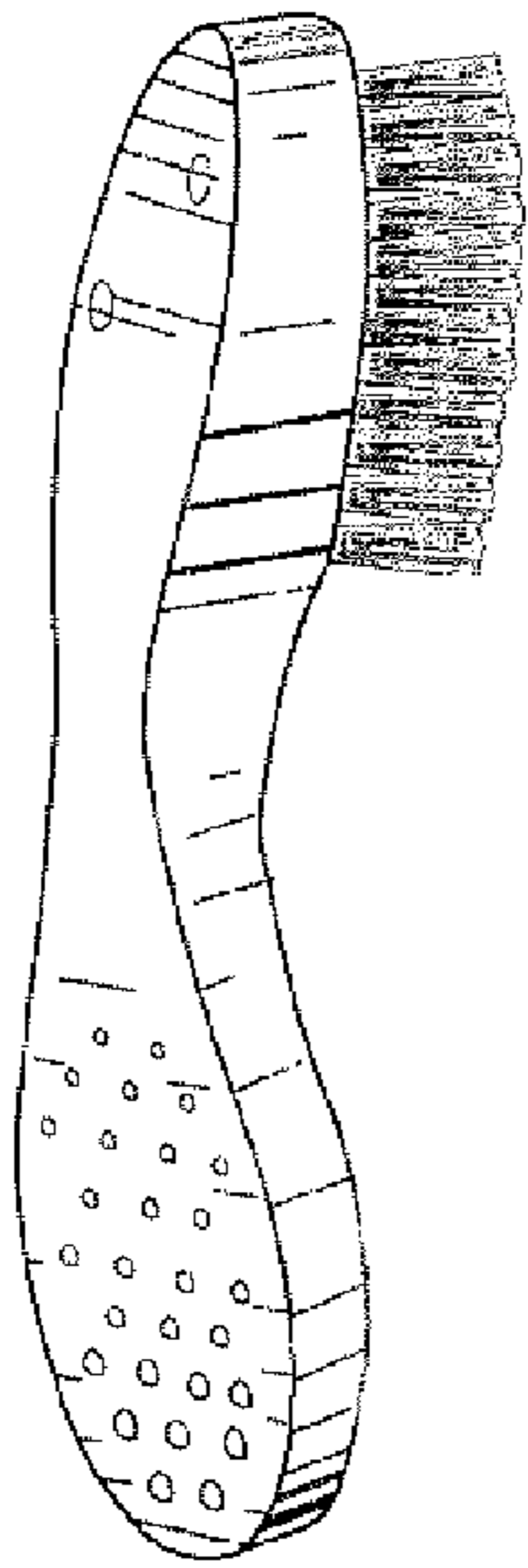


FIG. 9

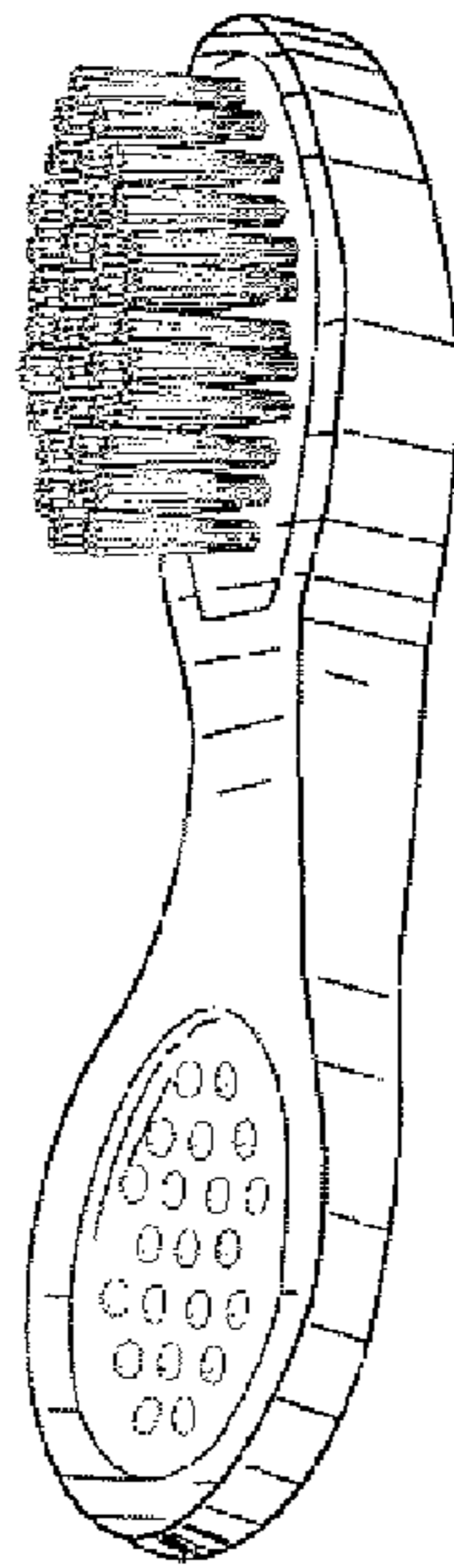


FIG. 10

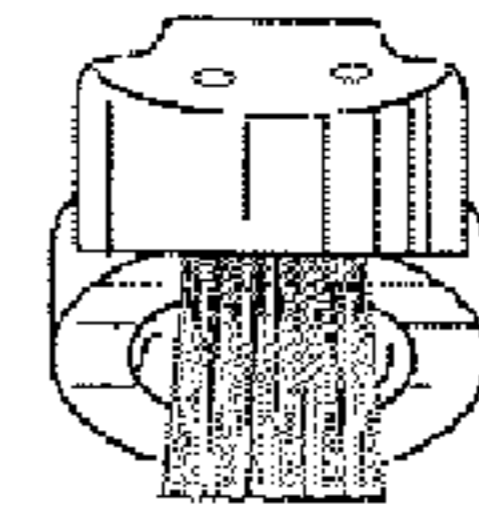


FIG. 11

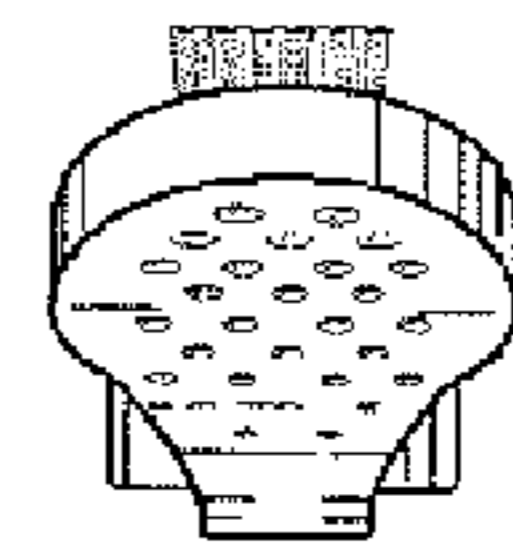


FIG. 12

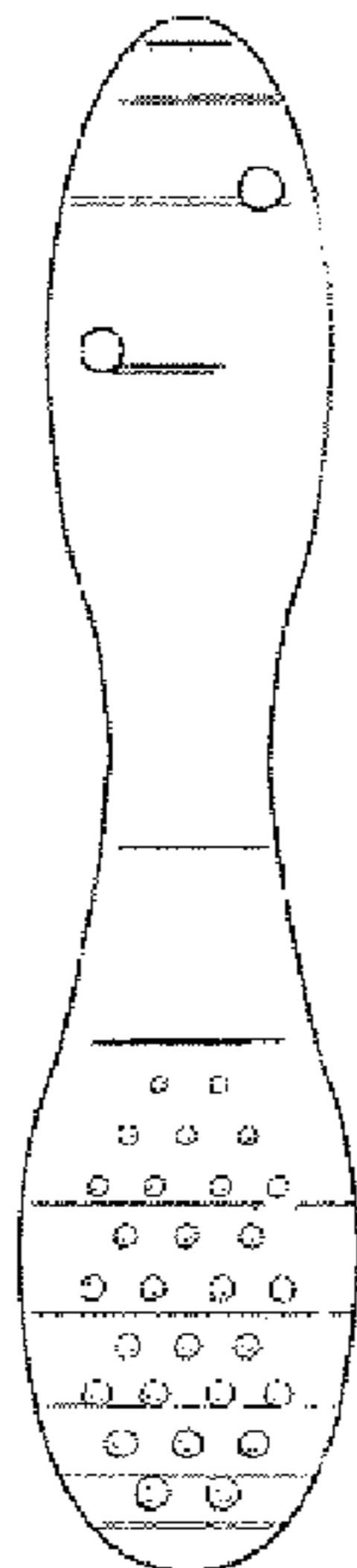


FIG. 13



FIG. 14

