



US00D601801S

(12) **United States Design Patent**  
**Perez**

(10) **Patent No.:** **US D601,801 S**  
(45) **Date of Patent:** **\*\* Oct. 13, 2009**

(54) **TRAVEL BAG INTERIOR**

6,000,509 A \* 12/1999 Chisholm ..... 190/109  
D583,152 S \* 12/2008 Keeney ..... D3/301

(76) Inventor: **Ed B. Perez**, 520 Library St., San Fernando, CA (US) 91340

\* cited by examiner

(\*\*) Term: **14 Years**

*Primary Examiner*—Holly H Baynham

*Assistant Examiner*—Sheryl Lane

(21) Appl. No.: **29/320,701**

(74) *Attorney, Agent, or Firm*—James A. Italia; Italia IP

(22) Filed: **Jul. 1, 2008**

(57) **CLAIM**

(51) **LOC (9) Cl.** ..... **03-01**

The ornamental design for a travel bag interior, as shown and described.

(52) **U.S. Cl.** ..... **D3/319**

(58) **Field of Classification Search** ..... D3/319,  
D3/284, 285; 206/292; 190/109  
See application file for complete search history.

**DESCRIPTION**

FIG. 1 is a perspective view of a travel bag interior showing my new design;

(56) **References Cited**

U.S. PATENT DOCUMENTS

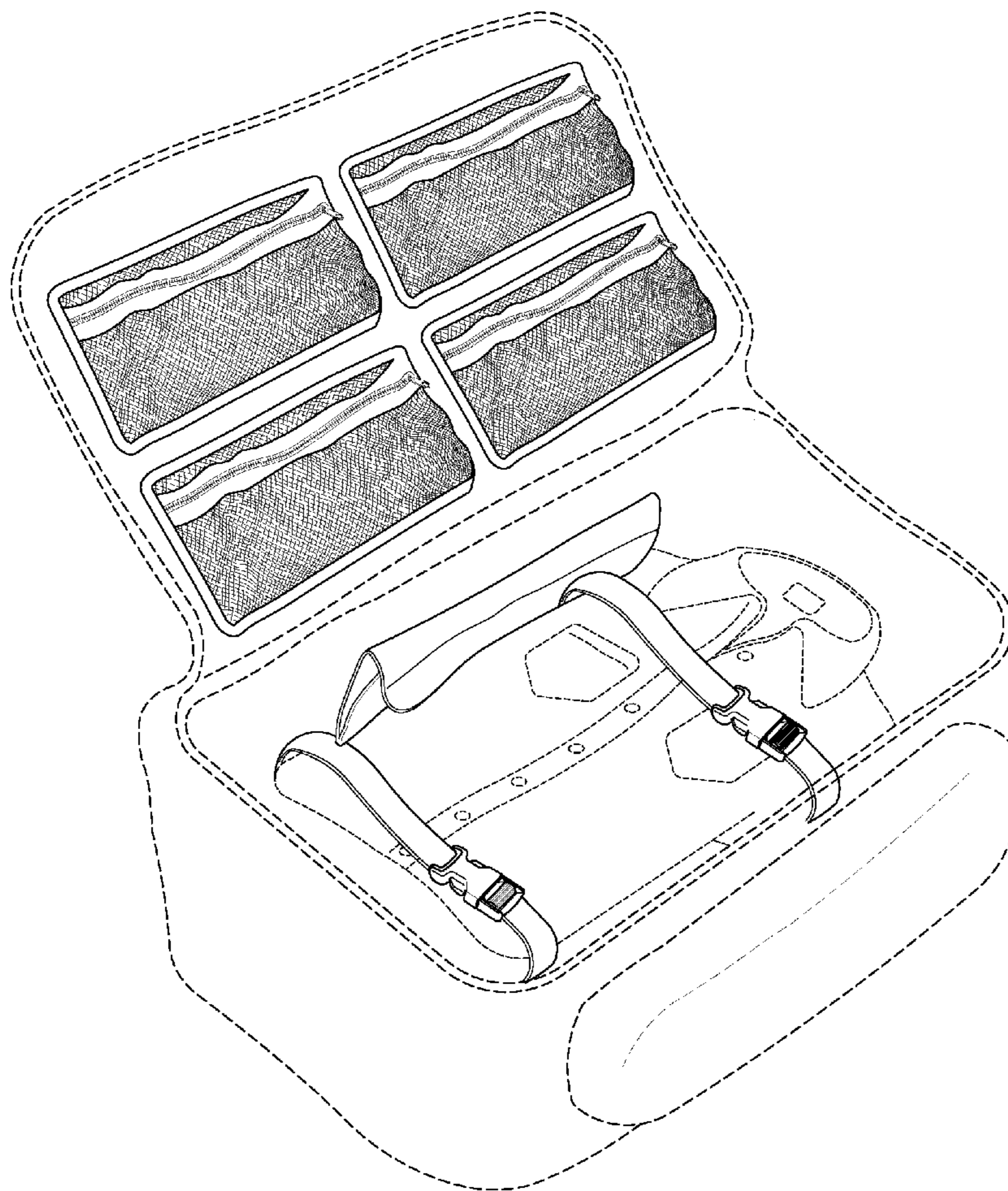
- 1,799,877 A \* 4/1931 Wheary et al. .... 206/292
- D100,237 S \* 6/1936 Wege ..... D3/285
- D182,212 S \* 2/1958 Weiner ..... D3/319
- 4,437,549 A \* 3/1984 Gibbs ..... 190/109
- D343,729 S \* 2/1994 King ..... D3/285
- D379,267 S \* 5/1997 Roegner ..... D3/285
- D395,166 S \* 6/1998 Grey ..... D3/319

FIG. 2 is perspective view of the travel bag interior in FIG. 1 from the same angle in FIG. 1 shown without the clothing environment; and,

FIG. 3 is a top plan view of the travel bag interior in FIG. 1 shown without the clothing environment.

The broken line showing the environment is for illustrative purposes only and forms no part of the claimed design.

**1 Claim, 3 Drawing Sheets**



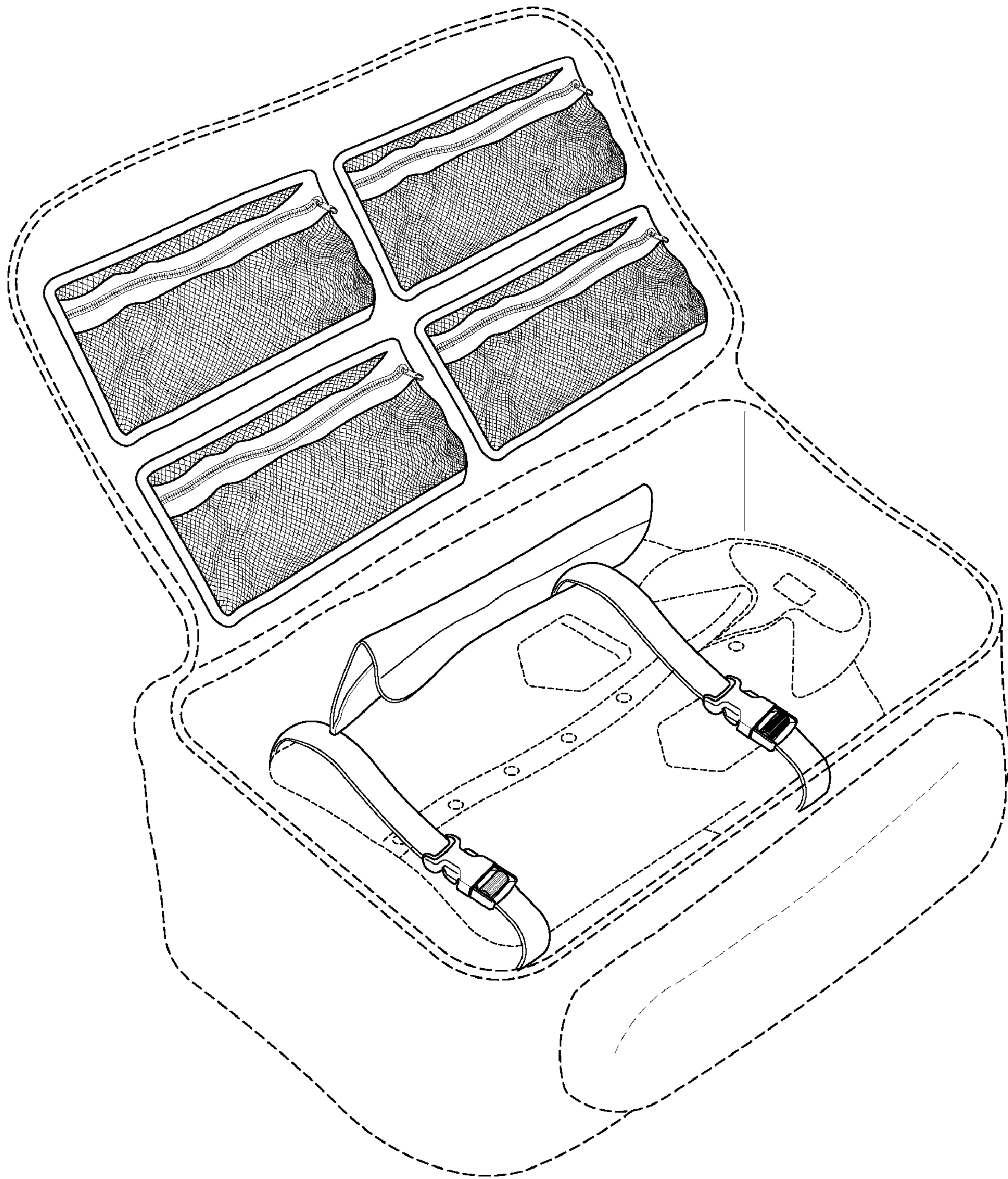


FIG. 1

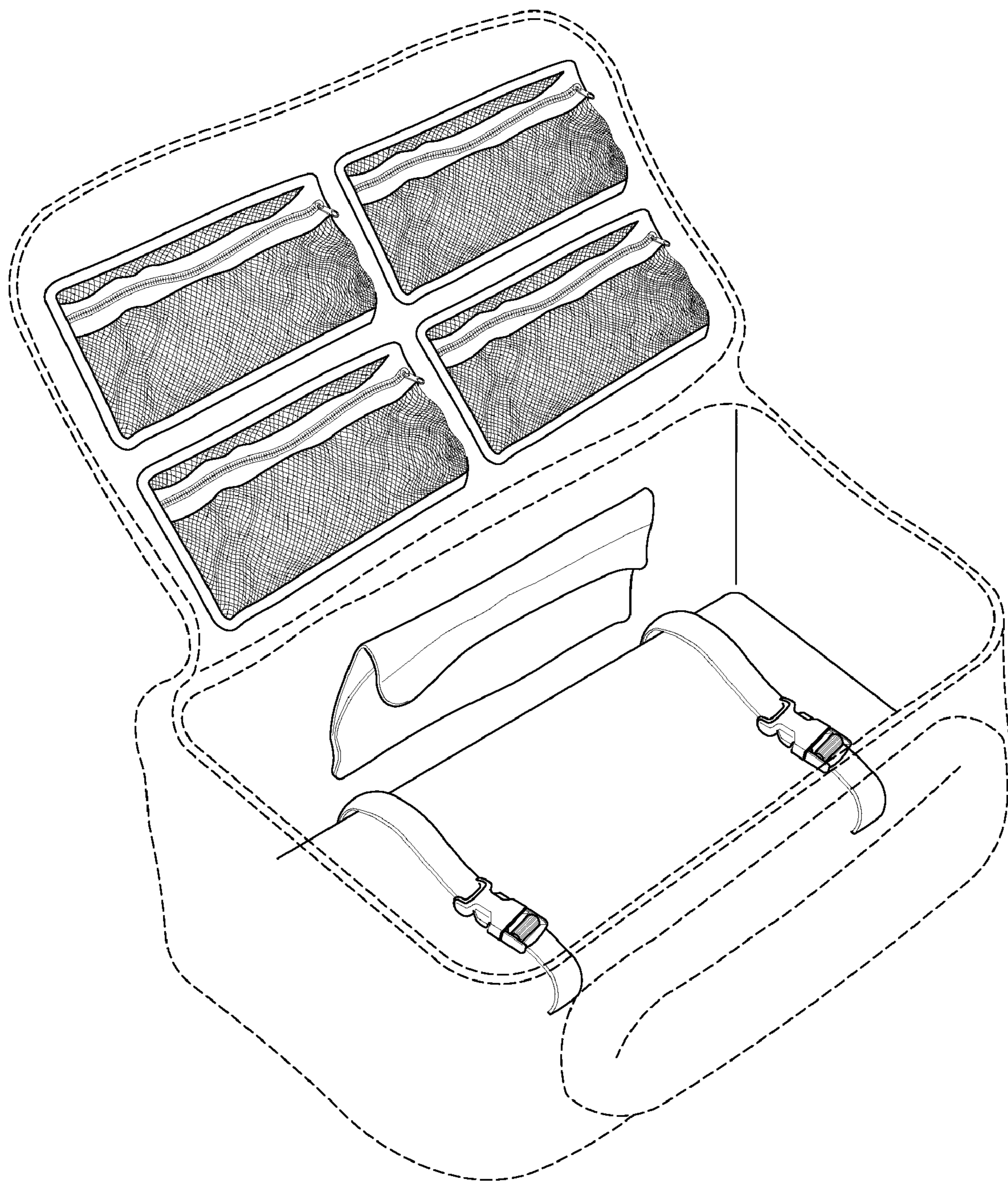


FIG.2

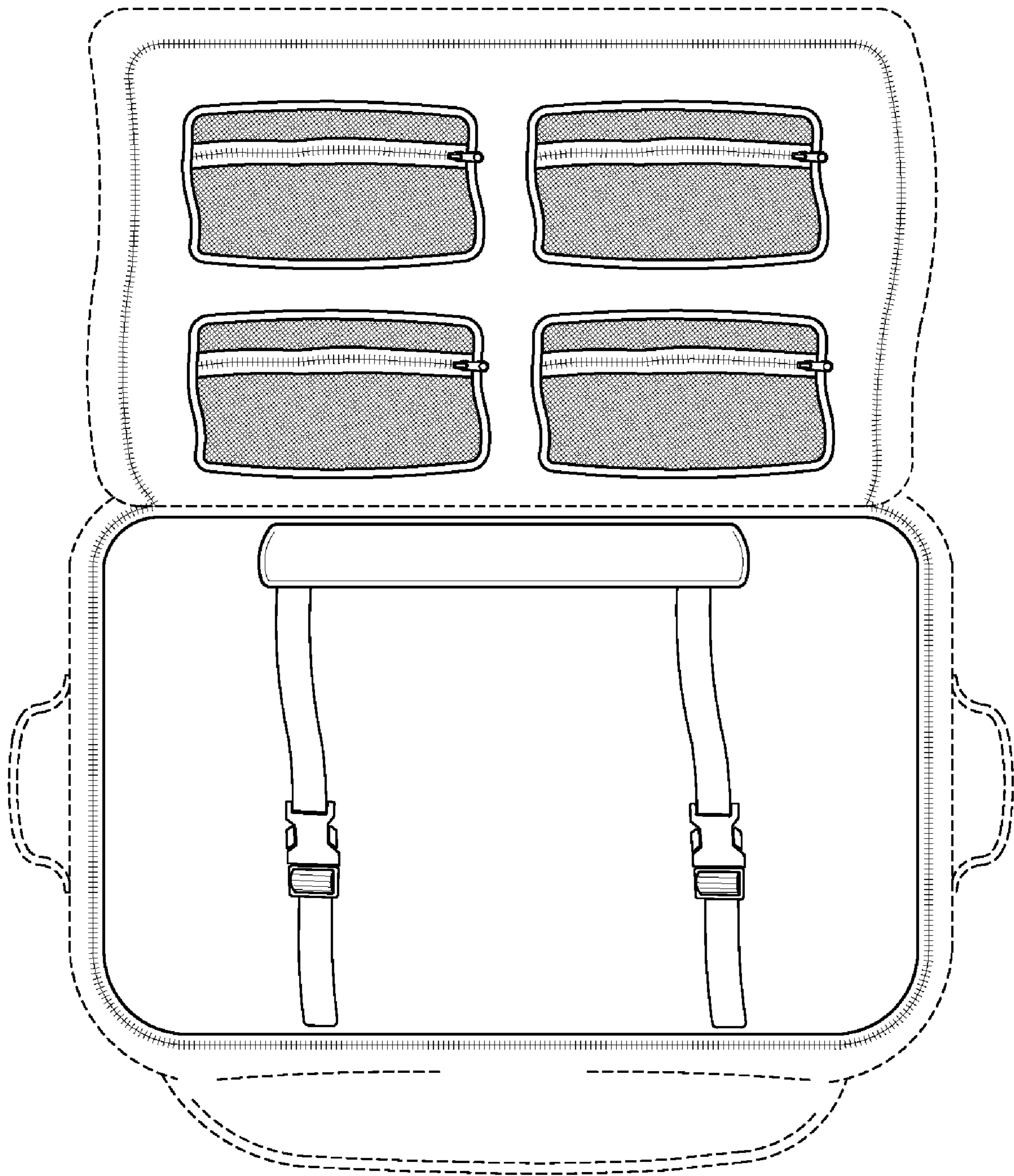


FIG. 3