



US00D601796S

(12) **United States Design Patent**
Banks

(10) **Patent No.:** **US D601,796 S**

(45) **Date of Patent:** **** Oct. 13, 2009**

(54) **DUFFEL BAG**

(76) **Inventor:** **Wendy M. Banks**, 6441 Sudbury Rd.,
Plano, TX (US) 75024

(**) **Term:** **14 Years**

(21) **Appl. No.:** **29/307,572**

(22) **Filed:** **Apr. 28, 2008**

(51) **LOC (9) Cl.** **03-01**

(52) **U.S. Cl.** **D3/279; D3/283; D3/287**

(58) **Field of Classification Search** D3/232-233,
D3/242-243, 254, 276, 279, 283, 286-287,
D3/289; D7/605-608; 150/100, 103, 106-110,
150/112, 117-119; 190/100, 103-104, 107,
190/109, 111-116, 119

See application file for complete search history.

(56) **References Cited**

U.S. PATENT DOCUMENTS

1,902,313	A *	3/1933	Struble	206/8
D158,578	S *	5/1950	James	D3/233
D180,036	S *	4/1957	Silverman	D3/242
3,128,854	A *	4/1964	Specht	206/289
D250,365	S *	11/1978	Suzuki	D3/289
D281,649	S *	12/1985	Bomes et al.	D3/287
4,799,521	A *	1/1989	Shick	150/107
D305,957	S *	2/1990	Cruger et al.	D3/283
D307,811	S *	5/1990	Branco	D32/37
D349,404	S *	8/1994	Poisson	D3/276
D368,160	S *	3/1996	Carretta	D3/286
D386,613	S *	11/1997	Terzian	D3/289
D395,751	S *	7/1998	Dominique	D3/233
D402,809	S *	12/1998	Bauman	D3/276
D403,155	S *	12/1998	Liu	D3/289
D414,082	S *	9/1999	Keene	D7/607

D422,405	S *	4/2000	du Sartel	D3/243
D452,418	S *	12/2001	Moffett et al.	D7/605
D463,119	S *	9/2002	Kawai	D3/289
D465,922	S *	11/2002	Davis	D3/287
D468,527	S *	1/2003	Nevins	D3/246
D485,680	S *	1/2004	Hasenfrantz	D3/265
D529,284	S *	10/2006	Limber	D3/269
D529,286	S *	10/2006	Limber	D3/269

* cited by examiner

Primary Examiner—Philip S Hyder

Assistant Examiner—Roselyne Cody

(74) *Attorney, Agent, or Firm*—Rodgers & Rodgers

(57) **CLAIM**

The ornamental design for a duffel bag, as shown and described.

DESCRIPTION

FIG. 1 is a perspective view of a duffel bag showing my new design;

FIG. 2 is a front elevational view thereof;

FIG. 3 is a rear elevational view thereof;

FIG. 4 is a right-side elevational view thereof;

FIG. 5 is a left-side elevational view thereof;

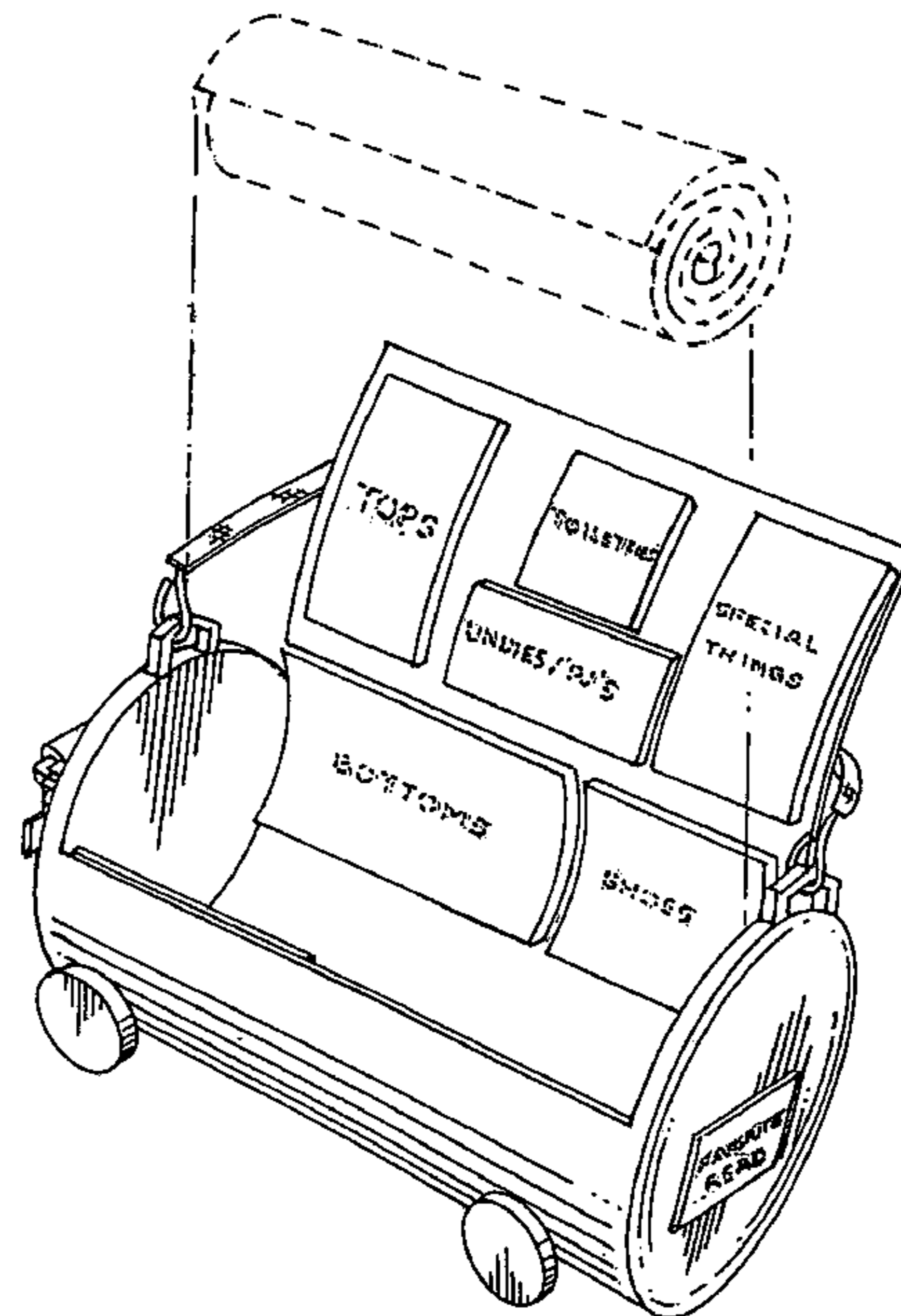
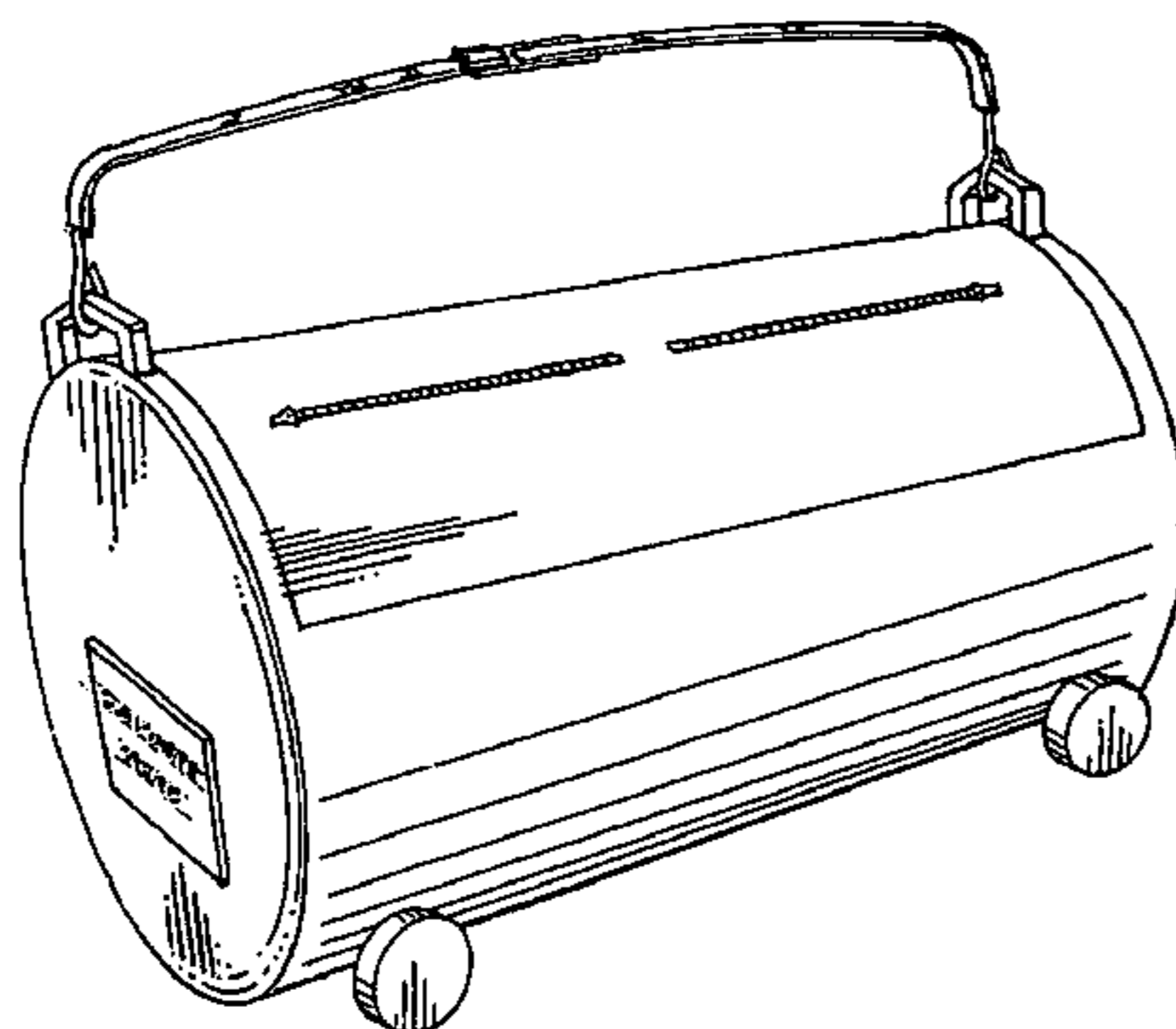
FIG. 6 is a top plan view thereof;

FIG. 7 is a bottom plan view thereof; and,

FIG. 8 is a perspective view showing the duffel bag in an open condition.

The broken lines in the figures are for the purpose of illustrating environment and form no part of the claimed design.

1 Claim, 4 Drawing Sheets






FIG. 1

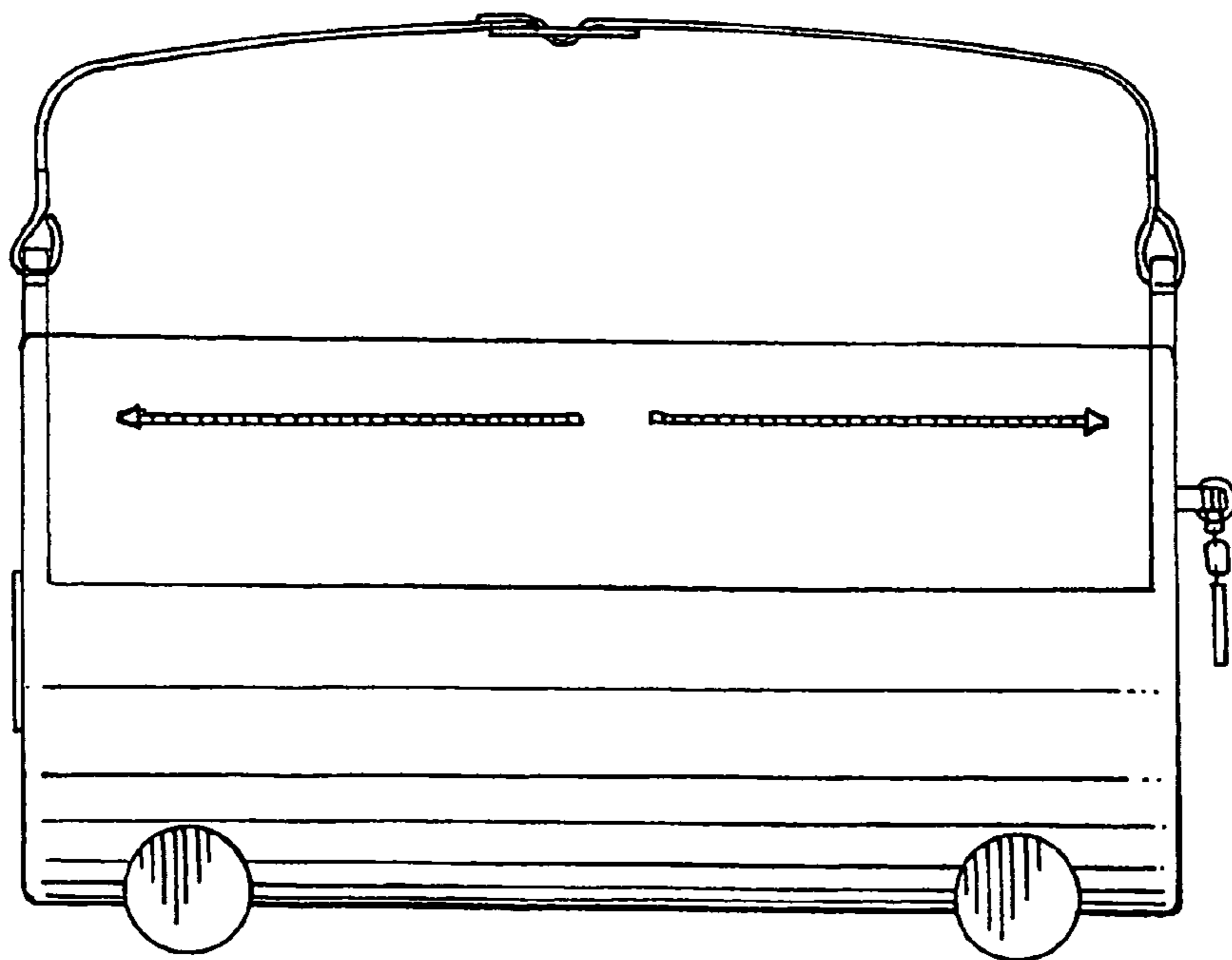


FIG. 2




FIG. 3

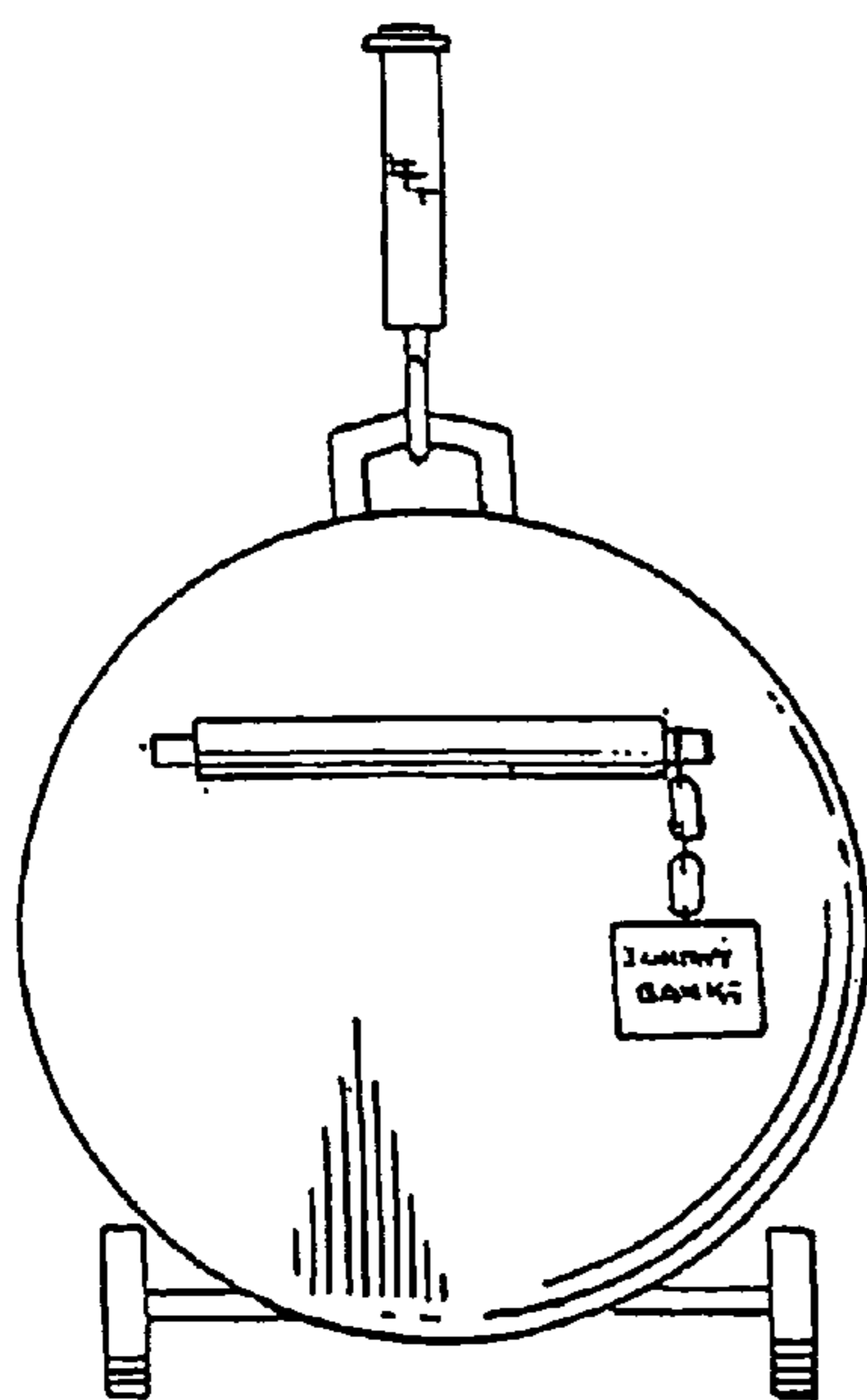


FIG. 4

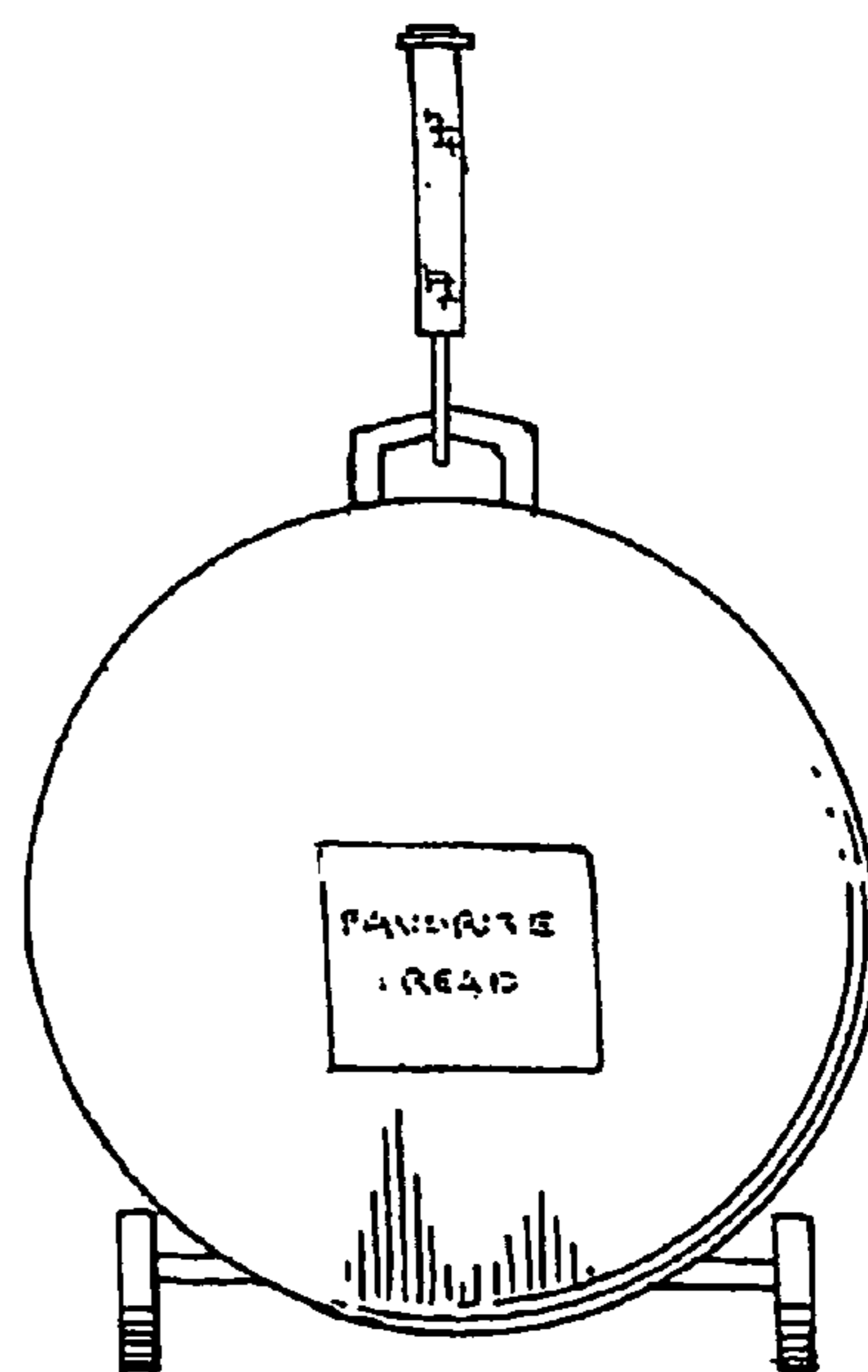


FIG. 5

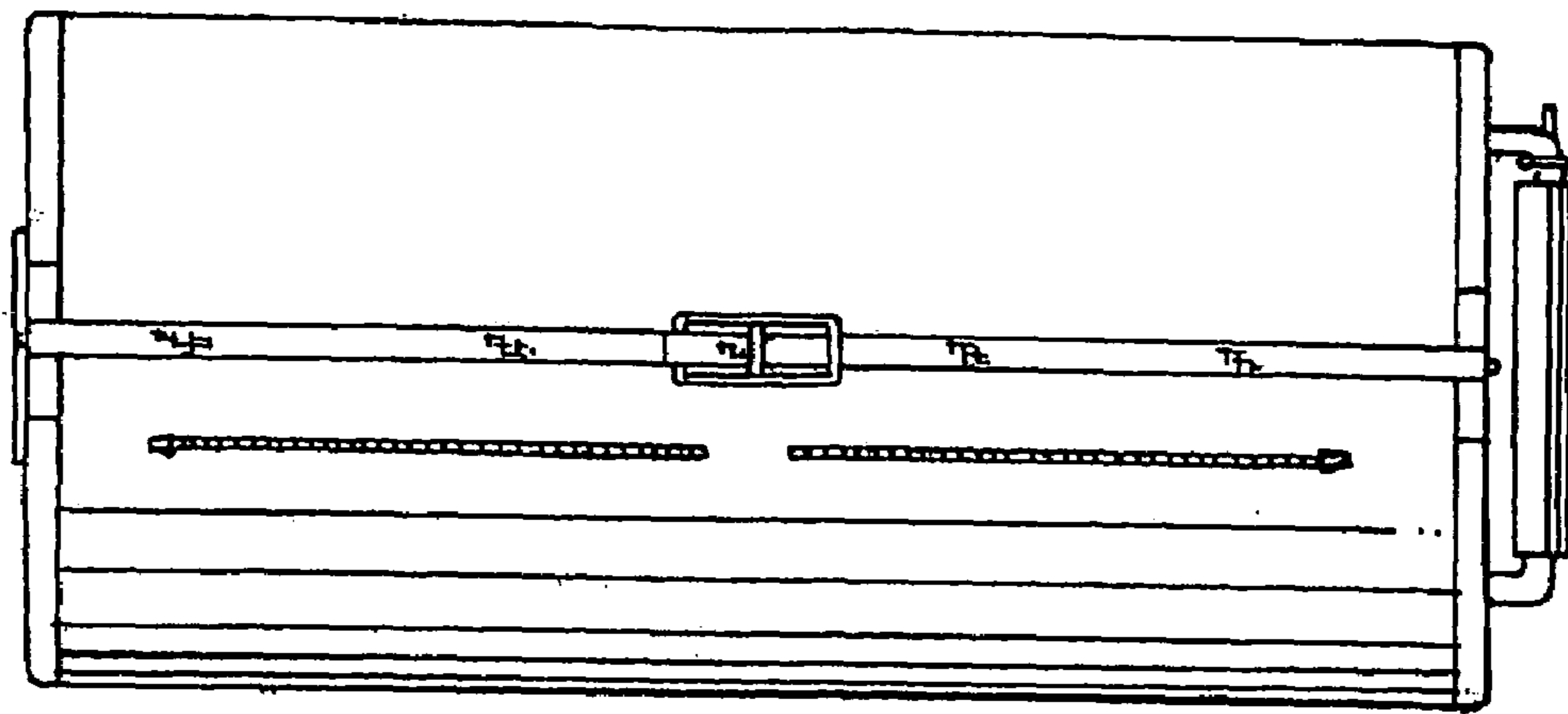


FIG. 6




FIG. 7

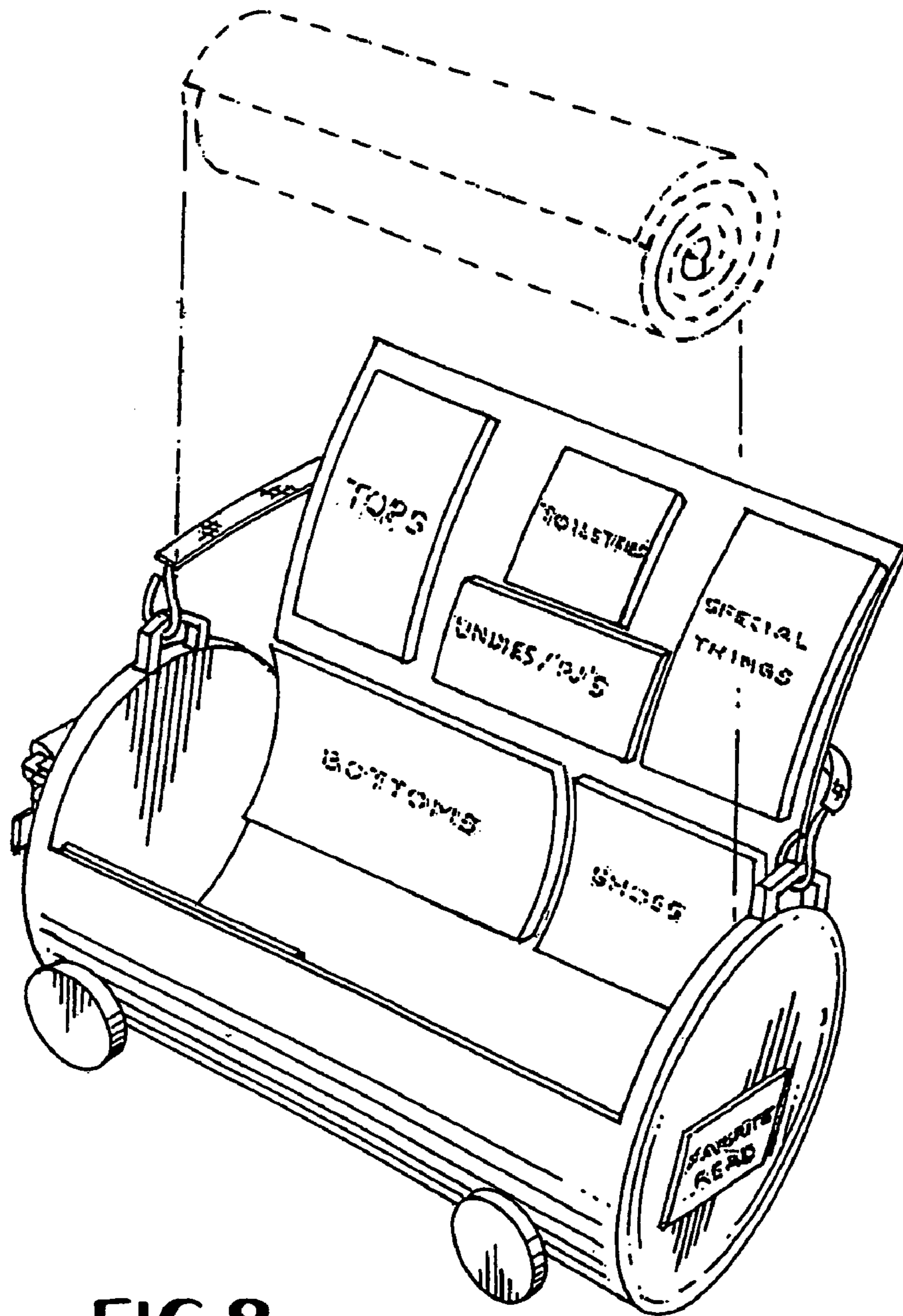


FIG. 8