



US00D601791S

(12) **United States Design Patent**
Kennedy

(10) **Patent No.:** **US D601,791 S**

(45) **Date of Patent:** **** Oct. 13, 2009**

(54) **DECORATIVE SHOE ASSEMBLY**

D575,038 S * 8/2008 Huston D2/946

(76) Inventor: **Cathy Kennedy**, 32 Stoney Dr., Palm Beach Gardens, FL (US) 33410

* cited by examiner

Primary Examiner—Stella M Reid
Assistant Examiner—Rashida C McCoy
(74) *Attorney, Agent, or Firm*—McHale & Slavin, P.A.

(**) Term: **14 Years**

(21) Appl. No.: **29/330,819**

(22) Filed: **Jan. 14, 2009**

(57) **CLAIM**

The ornamental design for a decorative shoe accessory, as shown and described.

(51) **LOC (9) Cl.** **02-99**

(52) **U.S. Cl.** **D2/976**

(58) **Field of Classification Search** D2/900,
D2/916–918, 943, 946, 969, 974, 976, 978;
D3/299, 327; D5/63; D28/4; 36/45, 11.5,
36/90, 101, 3 A, 50.1, 7.5, 9 R; D20/17,
D20/22, 42, 43, 28; 40/299.01, 300, 301,
40/316

DESCRIPTION

See application file for complete search history.

FIG. 1 is a rear perspective view of the decorative shoe accessory of the instant invention;

FIG. 2 is a front perspective view thereof;

FIG. 3 is a front view of the decorative shoe accessory for use on a right shoe removed from the shoe;

FIG. 4 is a rear view thereof;

FIG. 5 is a top end view thereof;

FIG. 6 is a bottom end view thereof;

FIG. 7 is a left side view thereof; and,

FIG. 8 is a right side view thereof with the decorative shoe accessory turned around about a vertical axis.

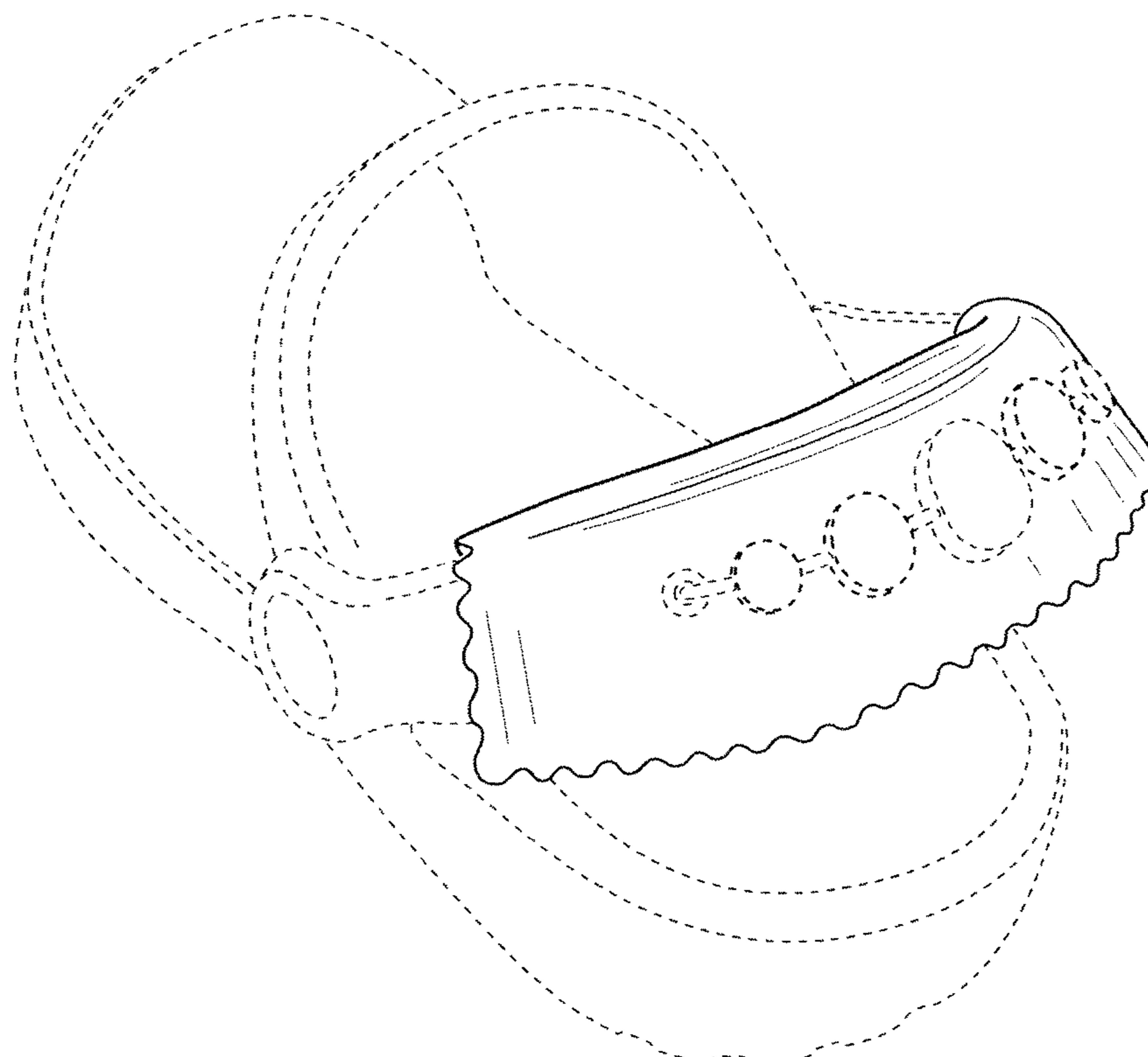
The portions of the Figures shown in broken lines are for illustrative purposes only and form no part of the claimed design.

(56) **References Cited**

U.S. PATENT DOCUMENTS

- D270,779 S * 10/1983 Steinberg D2/978
- 4,766,682 A * 8/1988 Malloy, III 36/132
- 5,361,517 A * 11/1994 Liener 36/72 R
- 5,421,106 A * 6/1995 Emrick 36/136
- 5,459,947 A * 10/1995 Lasher 36/54
- D376,041 S * 12/1996 Nitz D2/946
- D453,413 S * 2/2002 Tsujino et al. D2/978
- D456,596 S * 5/2002 Hannah D2/946
- D550,446 S * 9/2007 Levesy D2/976
- D552,834 S * 10/2007 Hannah D2/946

1 Claim, 5 Drawing Sheets



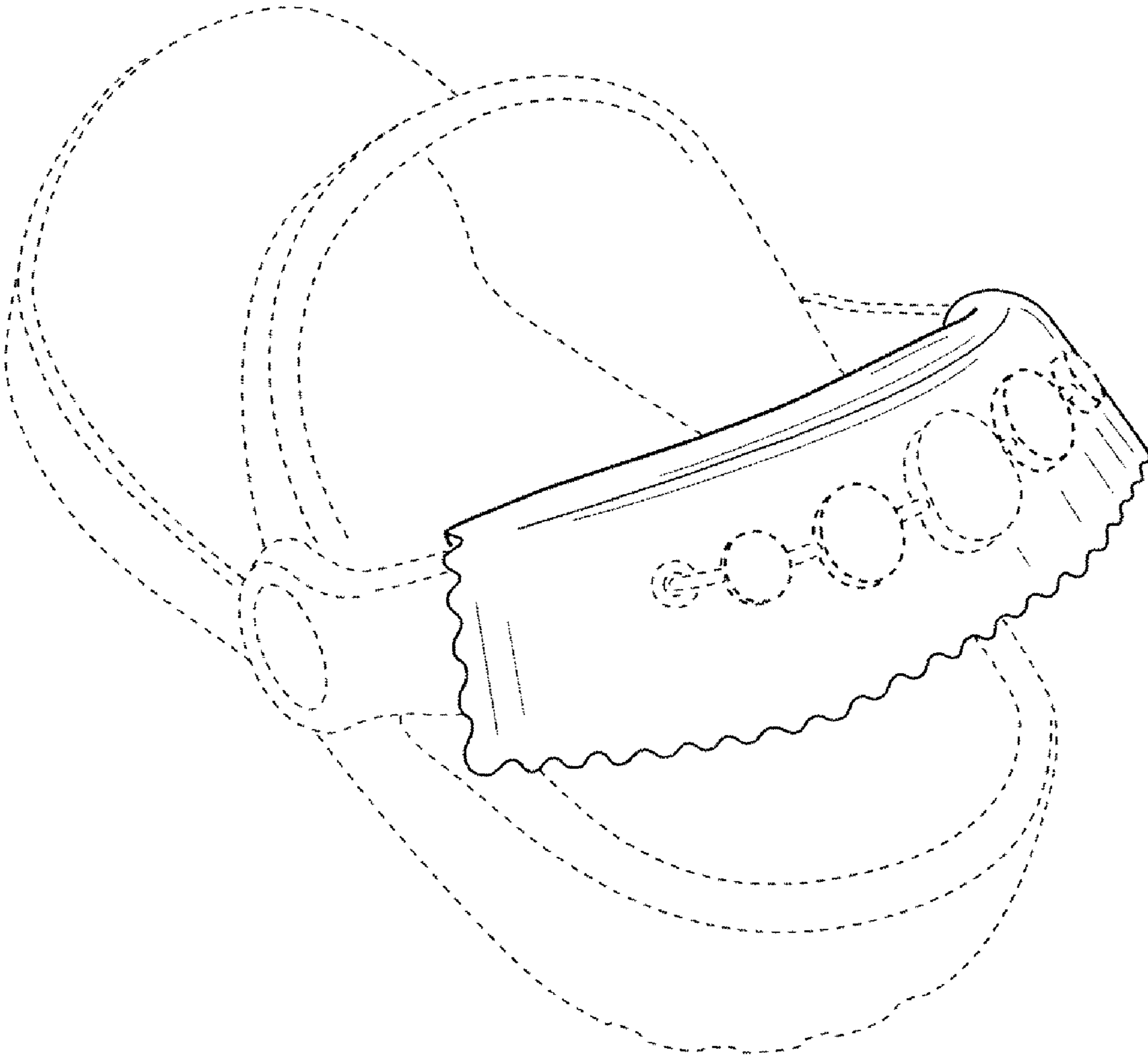


FIG. 1

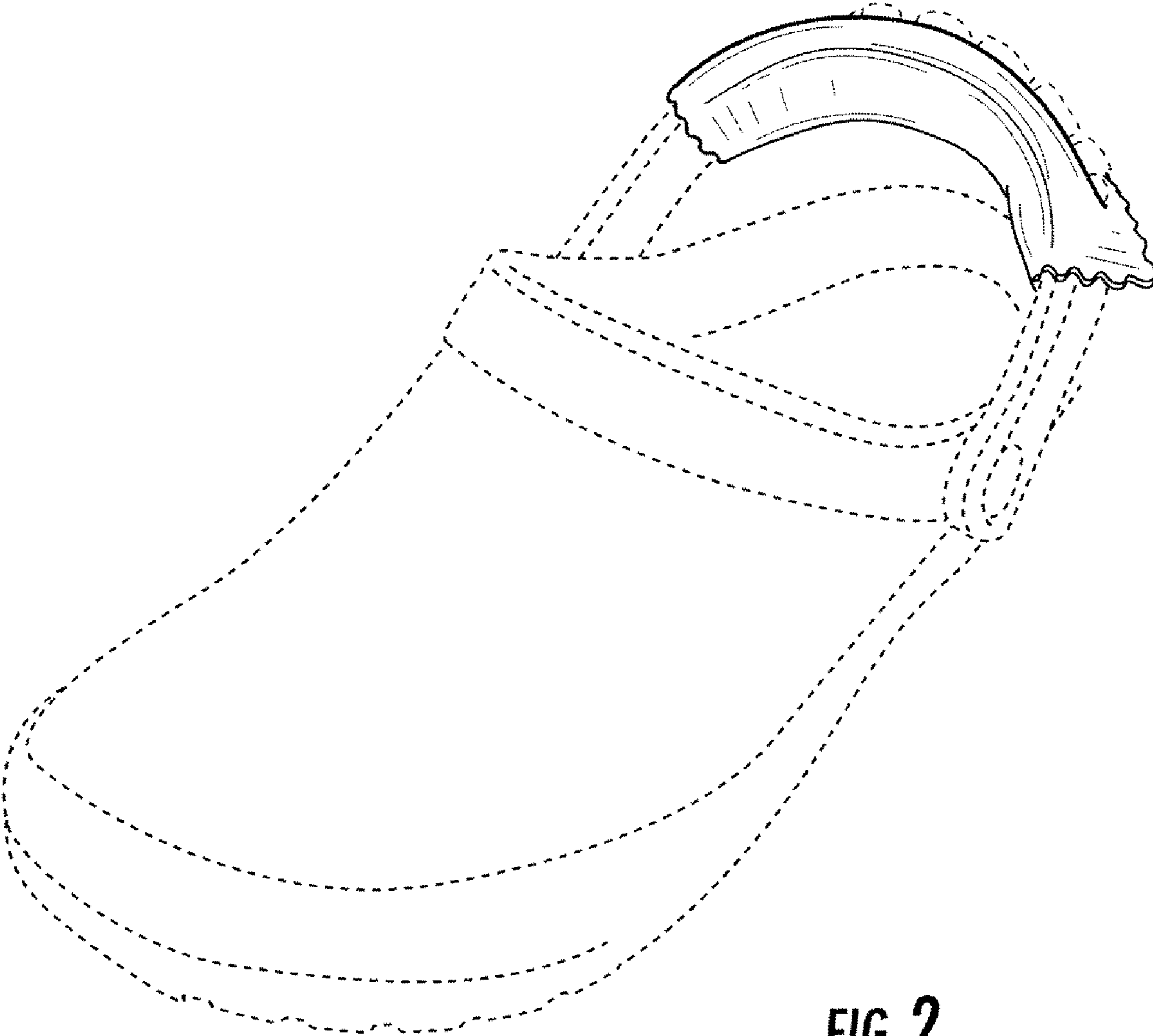


FIG. 2

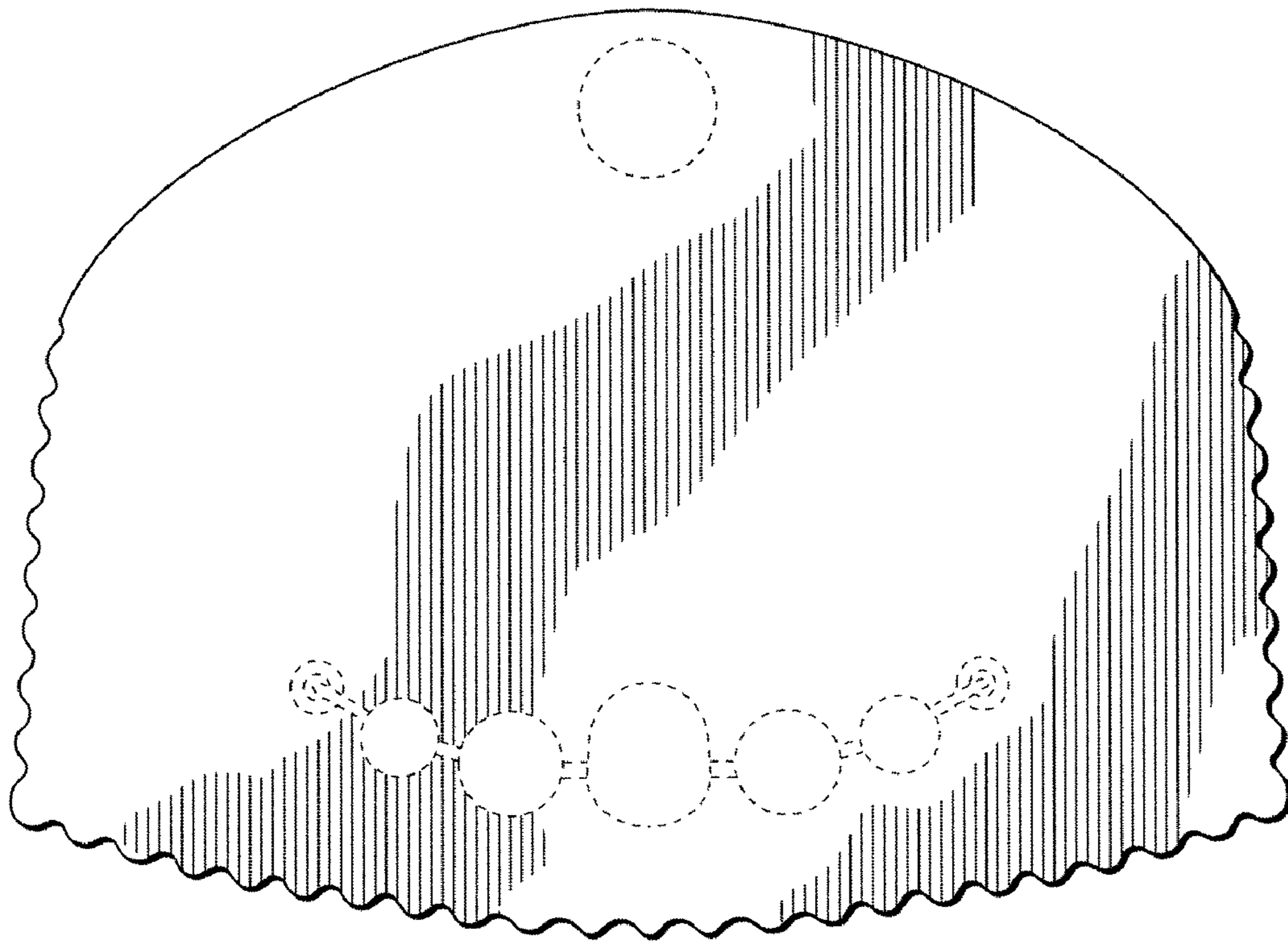


FIG. 3

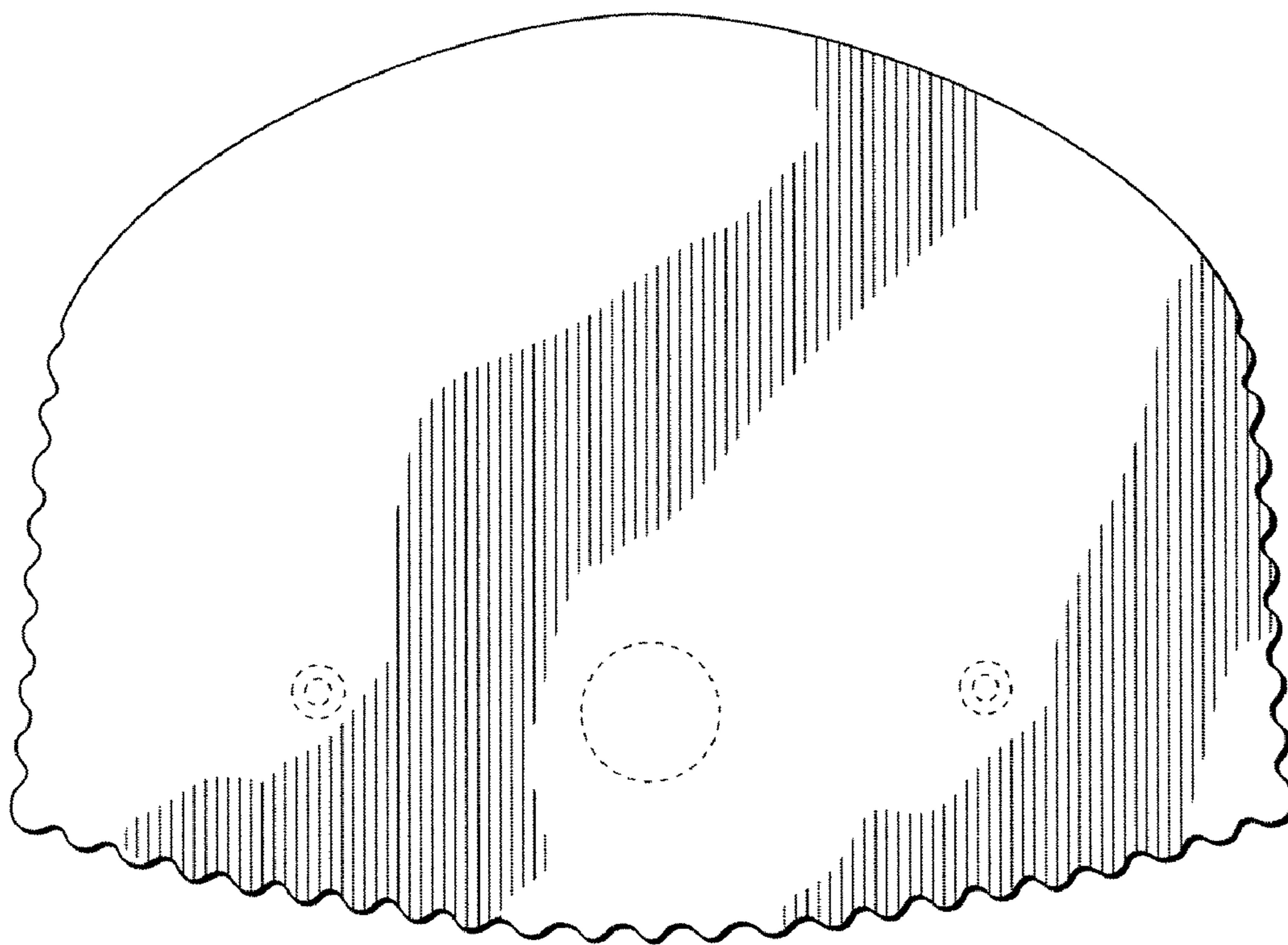


FIG. 4




FIG. 5




FIG. 6

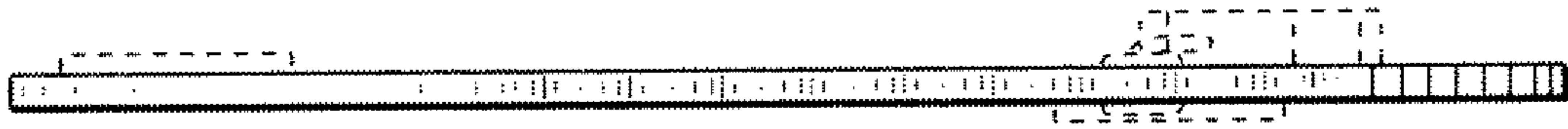


FIG. 7

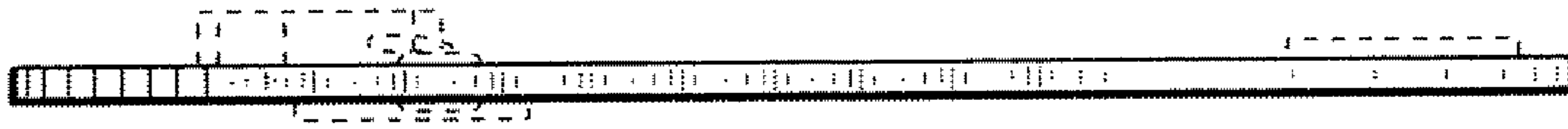


FIG. 8