



US00D601788S

(12) **United States Design Patent**
Guers-Neyraud

(10) **Patent No.:** **US D601,788 S**

(45) **Date of Patent:** **** Oct. 13, 2009**

(54) **FOOTWEAR**

(75) Inventor: **Elisabeth Guers-Neyraud**, Paris (FR)

(73) Assignee: **J. Choo Limited**, London (GB)

(**) Term: **14 Years**

(21) Appl. No.: **29/308,429**

(22) Filed: **Jun. 16, 2008**

(30) **Foreign Application Priority Data**

Jan. 15, 2008 (EM) 000862396-0001

(51) **LOC (9) Cl.** **02-99**

(52) **U.S. Cl.** **D2/971**

(58) **Field of Classification Search** D2/896,
D2/925-942, 946, 969, 971; 36/1, 83, 8.3,
36/45-58

See application file for complete search history.

(56) **References Cited**

U.S. PATENT DOCUMENTS

D94,167 S *	12/1934	Samuels	D2/935
D95,333 S *	4/1935	Goldberg	D2/941
D96,057 S *	6/1935	Scacco	D2/931
D103,801 S *	3/1937	Conaway	D2/942
D104,877 S *	6/1937	Perugia	D2/939
D106,546 S *	10/1937	Sholtz	D2/935
D106,547 S *	10/1937	Sutton	D2/942
D107,468 S	12/1937	Turiansky		
D109,041 S *	3/1938	Gordon et al.	D2/942

D113,064 S *	1/1939	Greenberg	D2/939
D524,022 S *	7/2006	Kelsey	D2/971
D525,019 S *	7/2006	Kelsey	D2/971
D589,245 S *	3/2009	Guers-Neyraud	D2/971

OTHER PUBLICATIONS

U.S. Appl. No. 29/308,427, First named inventor Guers-Neyraud; filed Jun. 16, 2008.

* cited by examiner

Primary Examiner—Dominic Simone

(74) *Attorney, Agent, or Firm*—Fross Zelnick Lehrman & Zissu, P.C.; Lawrence E. Apolzon, Esq.

(57) **CLAIM**

The ornamental design for footwear, as shown and described.

DESCRIPTION

FIG. 1 is a front perspective view of a shoe showing my footwear design;

FIG. 2 is a left side view of the footwear shown in FIG. 1;

FIG. 3 is a right side view of the footwear shown in FIG. 1;


FIG. 4 is a front view of the footwear shown in FIG. 1;

FIG. 5 is a rear view of the footwear shown in FIG. 1; and,

FIG. 6 is a top view of the footwear shown in FIG. 1.

The broken line showing of the sole, heel, heel cap, zipper, zipper pull, rear portion of shoe, front portion of shoe and footbed is for illustrative purposes only and forms no part of the claimed design.

1 Claim, 6 Drawing Sheets



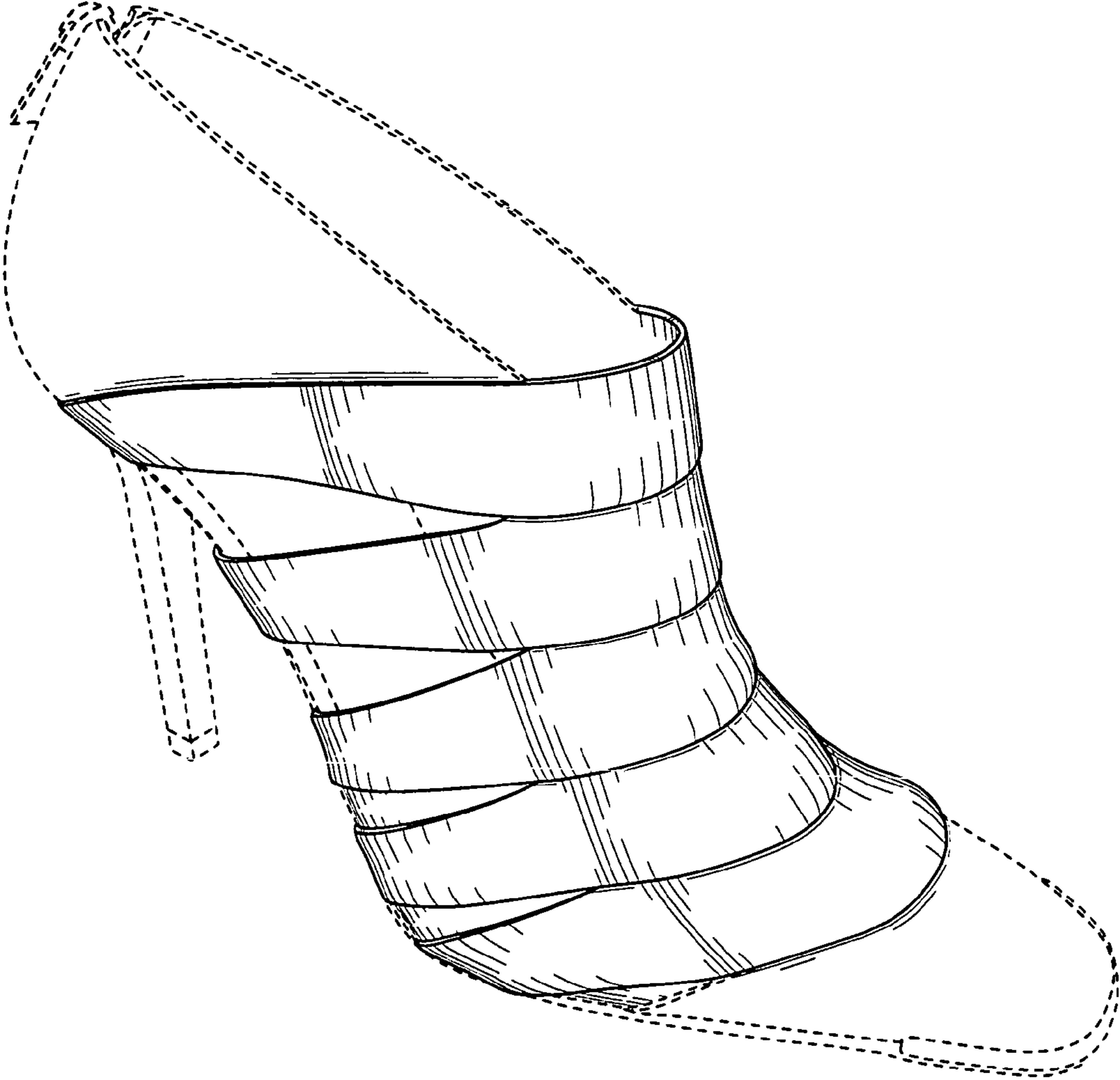


FIG. 1

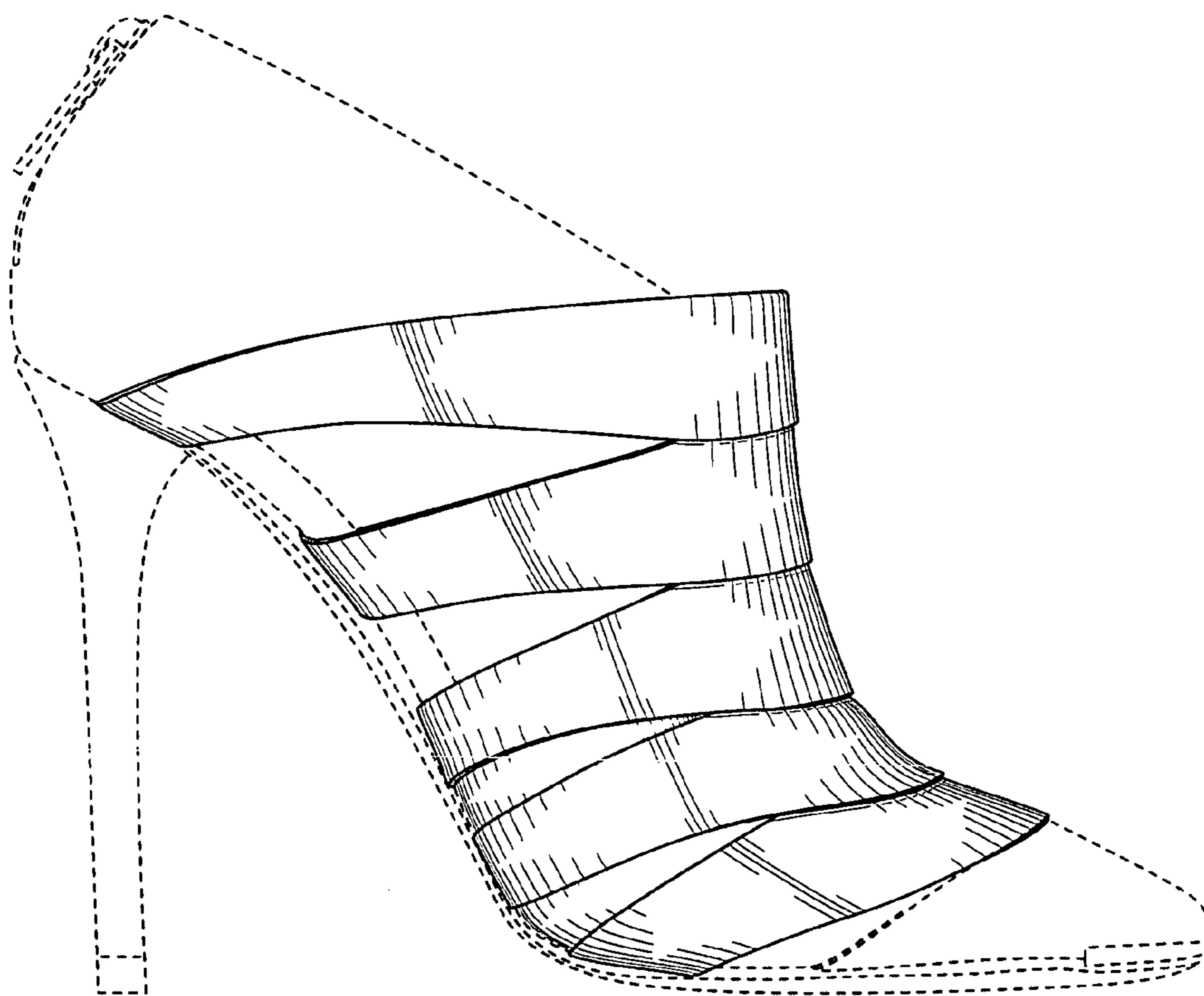


FIG. 2

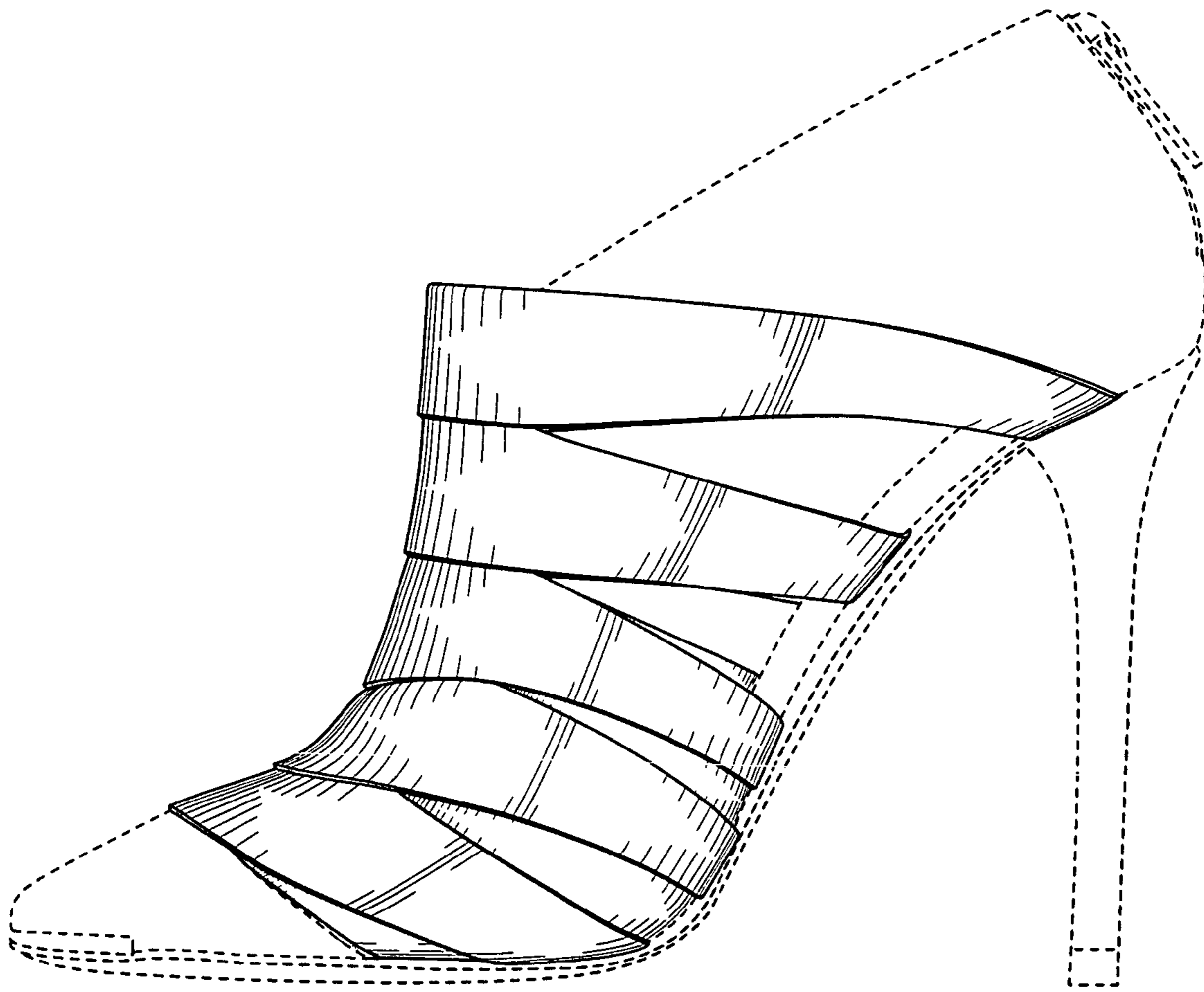


FIG. 3

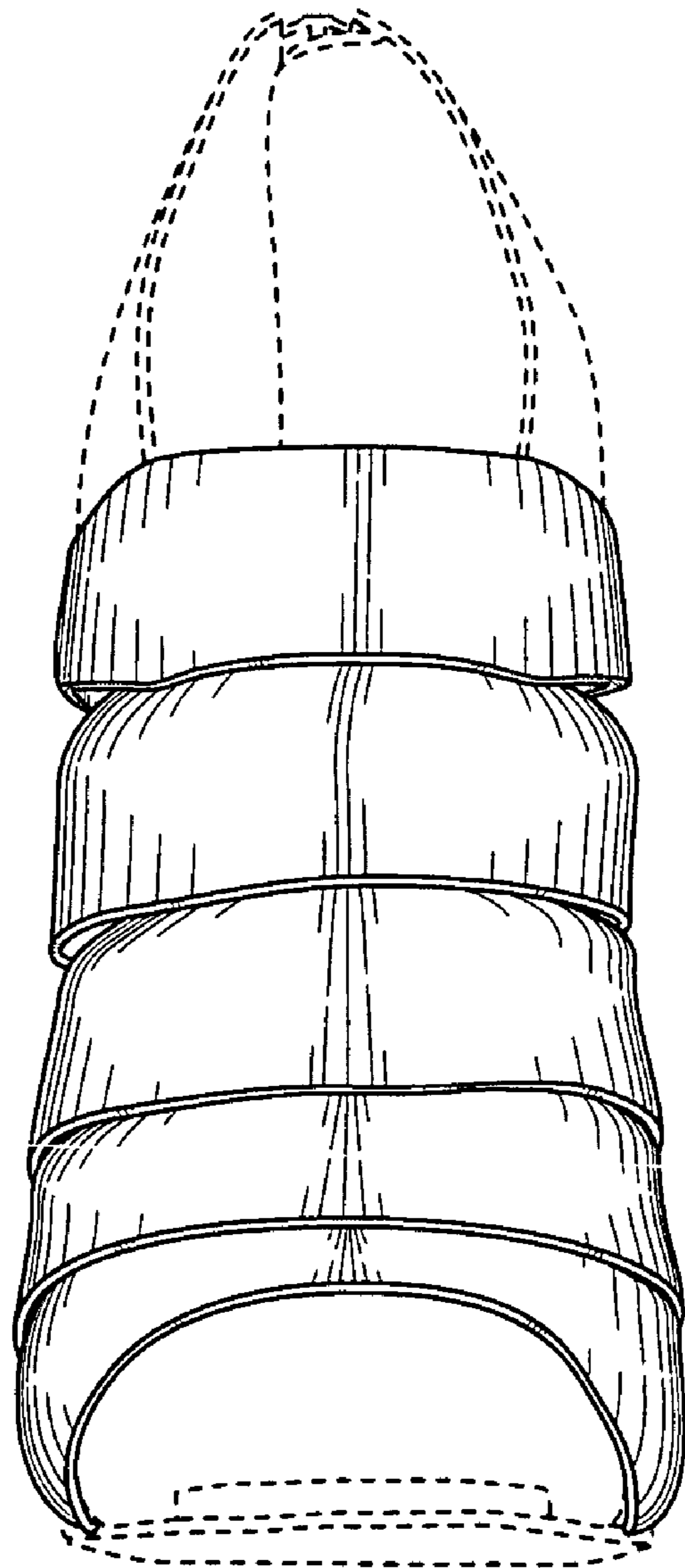


FIG. 4

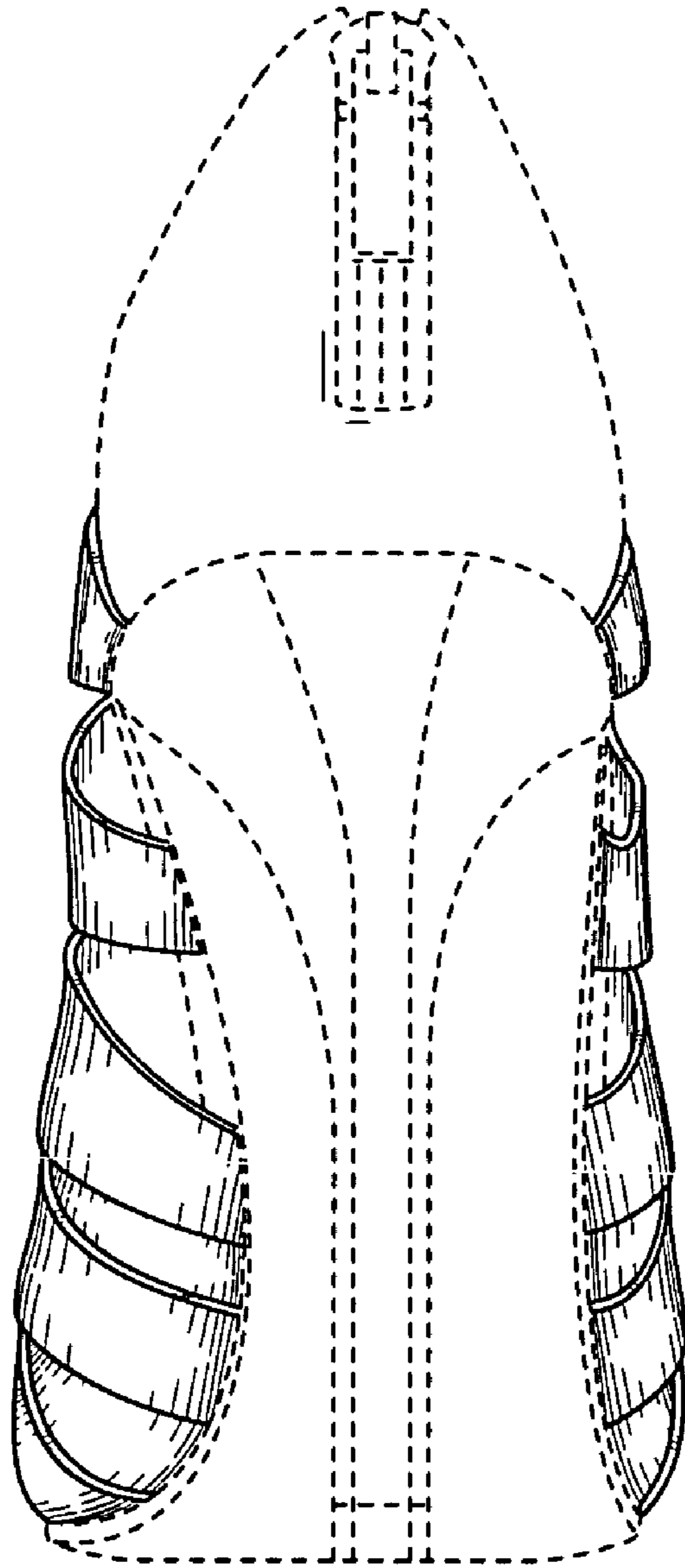


FIG. 5

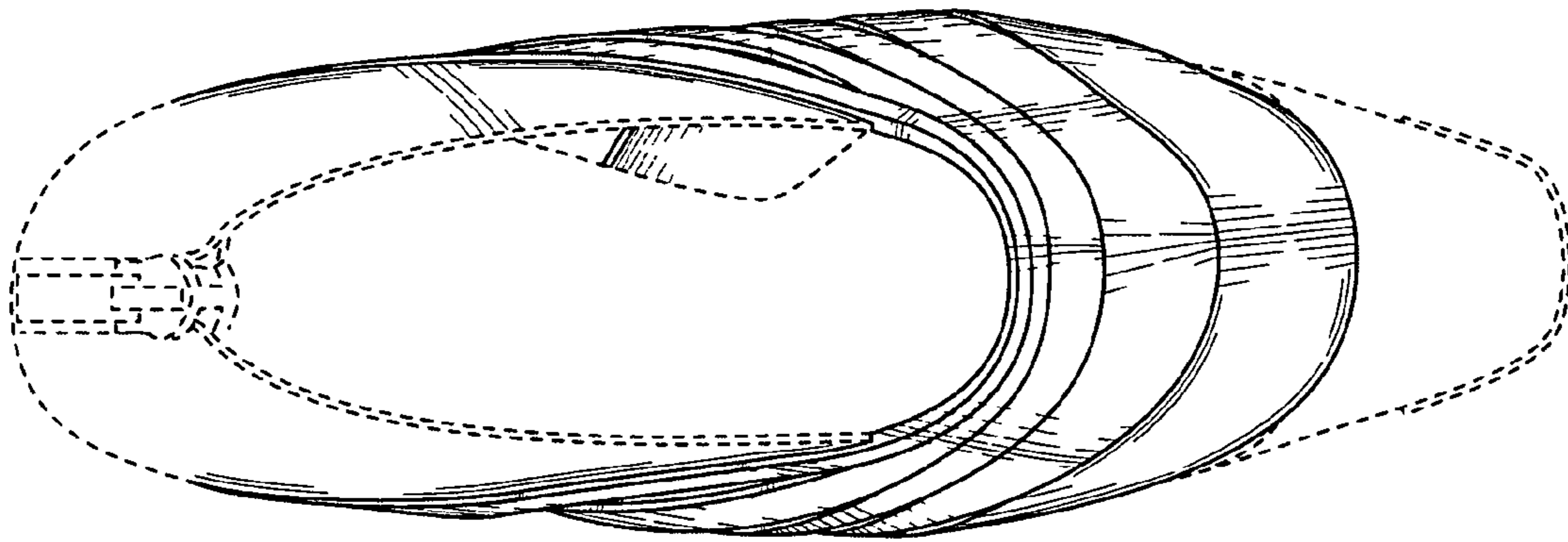


FIG. 6