



US00D601783S

(12) **United States Design Patent**
Pizzuti

(10) **Patent No.:** **US D601,783 S**

(45) **Date of Patent:** **** Oct. 13, 2009**

(54) **SHOE**

(75) **Inventor:** **Francesco Pizzuti**, Civitanova Marche (IT)

(73) **Assignee:** **Levitas S.R.L.** (IT)

(**) **Term:** **14 Years**

(21) **Appl. No.:** **29/301,811**

(22) **Filed:** **Mar. 17, 2008**

(51) **LOC (9) Cl.** **02-04**

(52) **U.S. Cl.** **D2/908; D2/907; D2/943**

(58) **Field of Classification Search** D2/896,
D2/902, 906–908, 943, 944, 969, 972–974,
D2/951–955; 36/45, 50.1, 77 M, 77 R, 83,
36/88, 113, 114, 126–131

See application file for complete search history.

(56) **References Cited**

U.S. PATENT DOCUMENTS

- D125,656 S * 3/1941 Cutler D2/955
- D377,412 S * 1/1997 Longbottom et al. D2/969
- D394,939 S * 6/1998 Avar D2/955

- D559,518 S * 1/2008 Belley D2/969
- D560,892 S * 2/2008 Belley et al. D2/969
- D561,431 S * 2/2008 Walton et al. D2/902
- D561,448 S * 2/2008 Hickman D2/969
- D569,590 S * 5/2008 Hatfield et al. D2/952
- D581,635 S * 12/2008 Hickman D2/902

* cited by examiner

Primary Examiner—Dominic Simone

(57) **CLAIM**

The ornamental design for a shoe, as shown.

DESCRIPTION

FIG. 1 is a left side elevational view of a shoe showing my new design.

FIG. 2 is a right side elevational view thereof.

FIG. 3 is a top plan view thereof.

FIG. 4 is a bottom plan view thereof.

FIG. 5 is a rear elevational view thereof; and,

FIG. 6 is a front elevational view thereof.

1 Claim, 6 Drawing Sheets







FIG 1

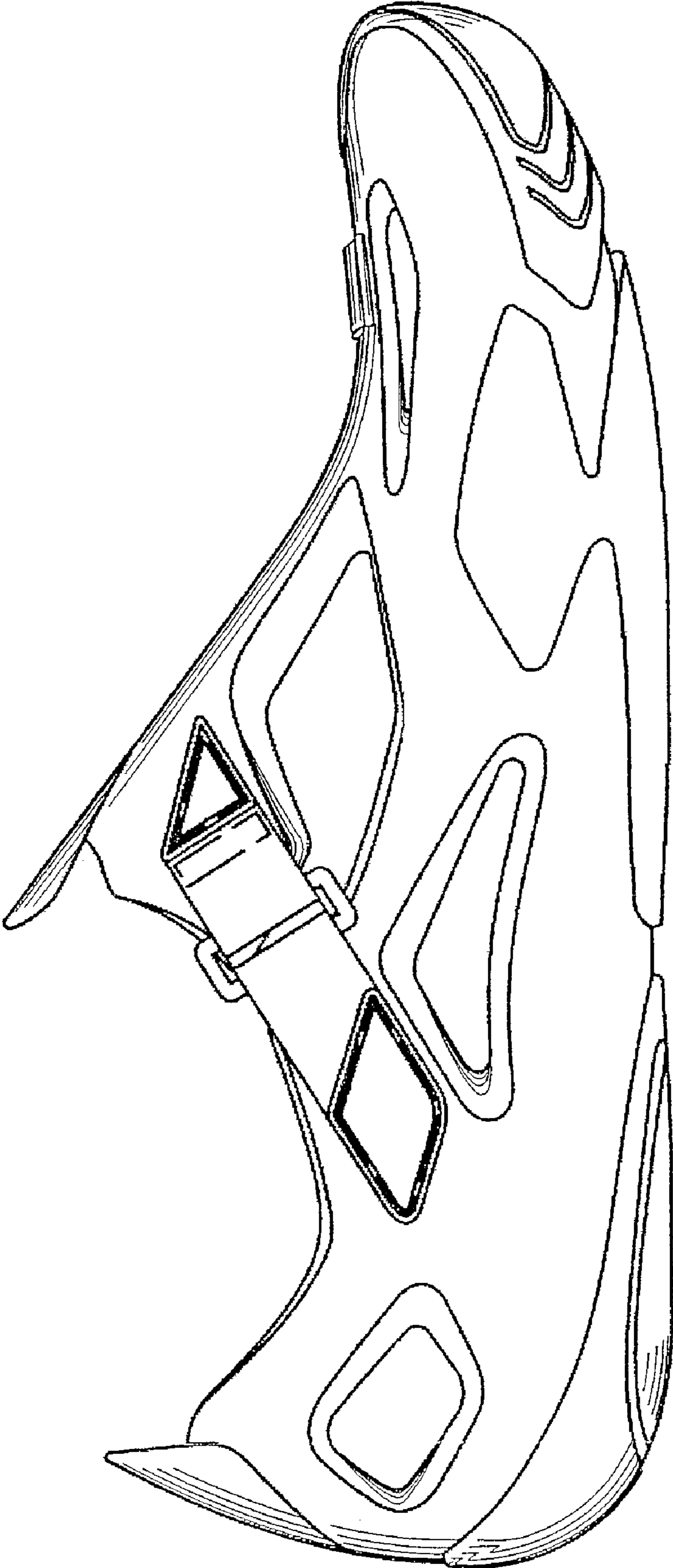


FIG. 2

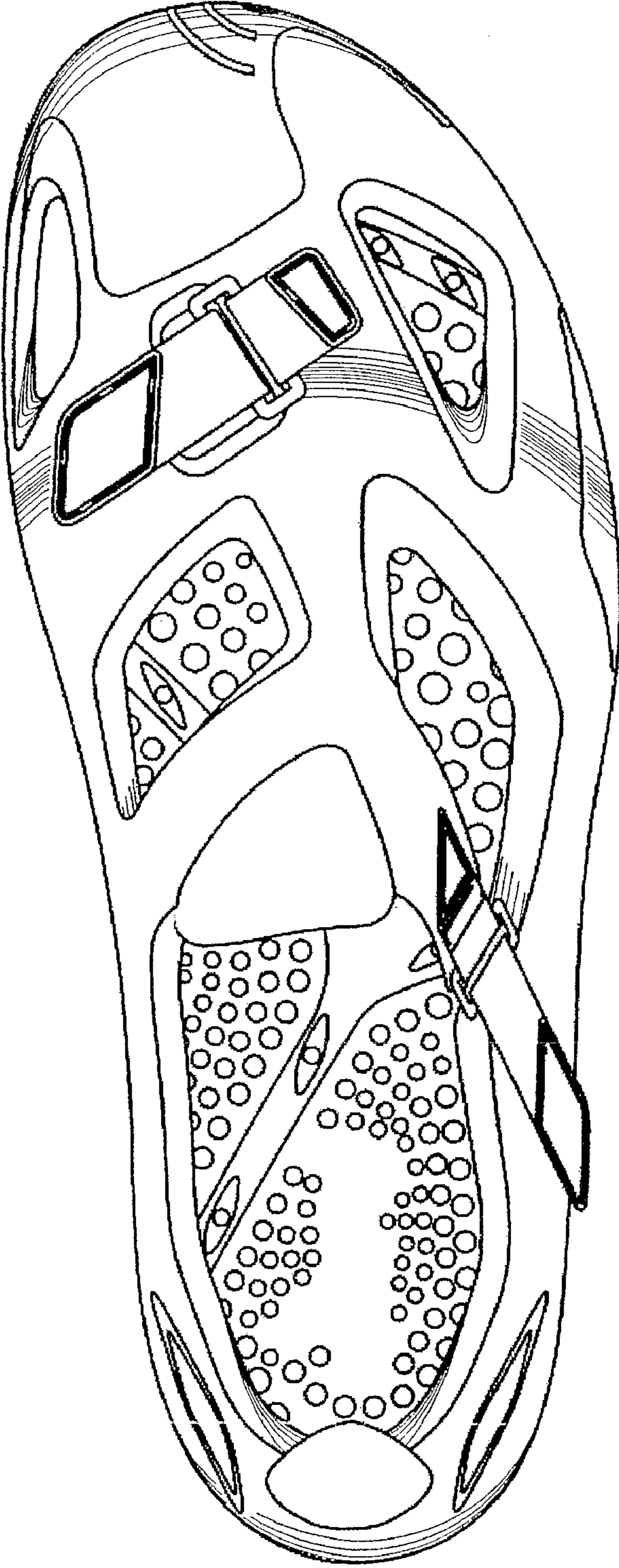


FIG. 3

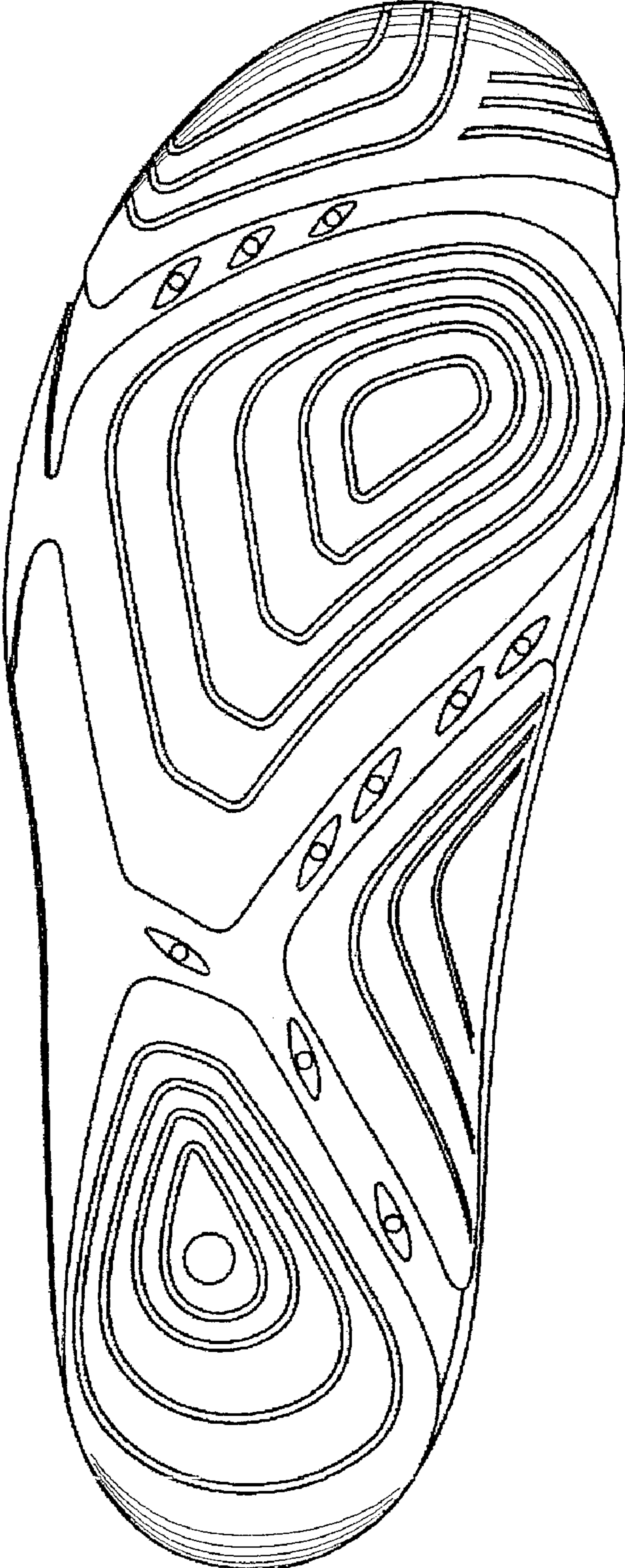


FIG. 4

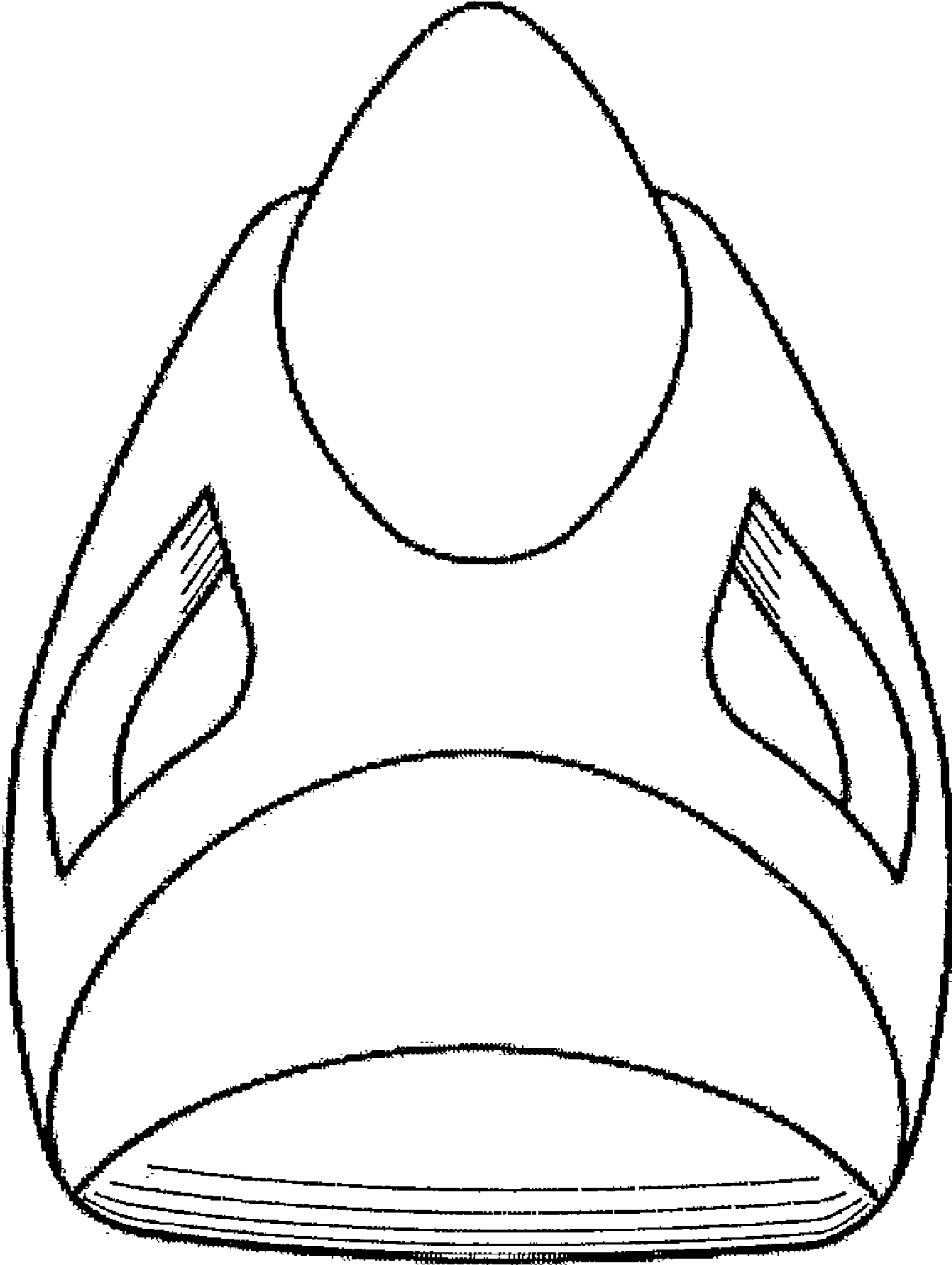


FIG. 5

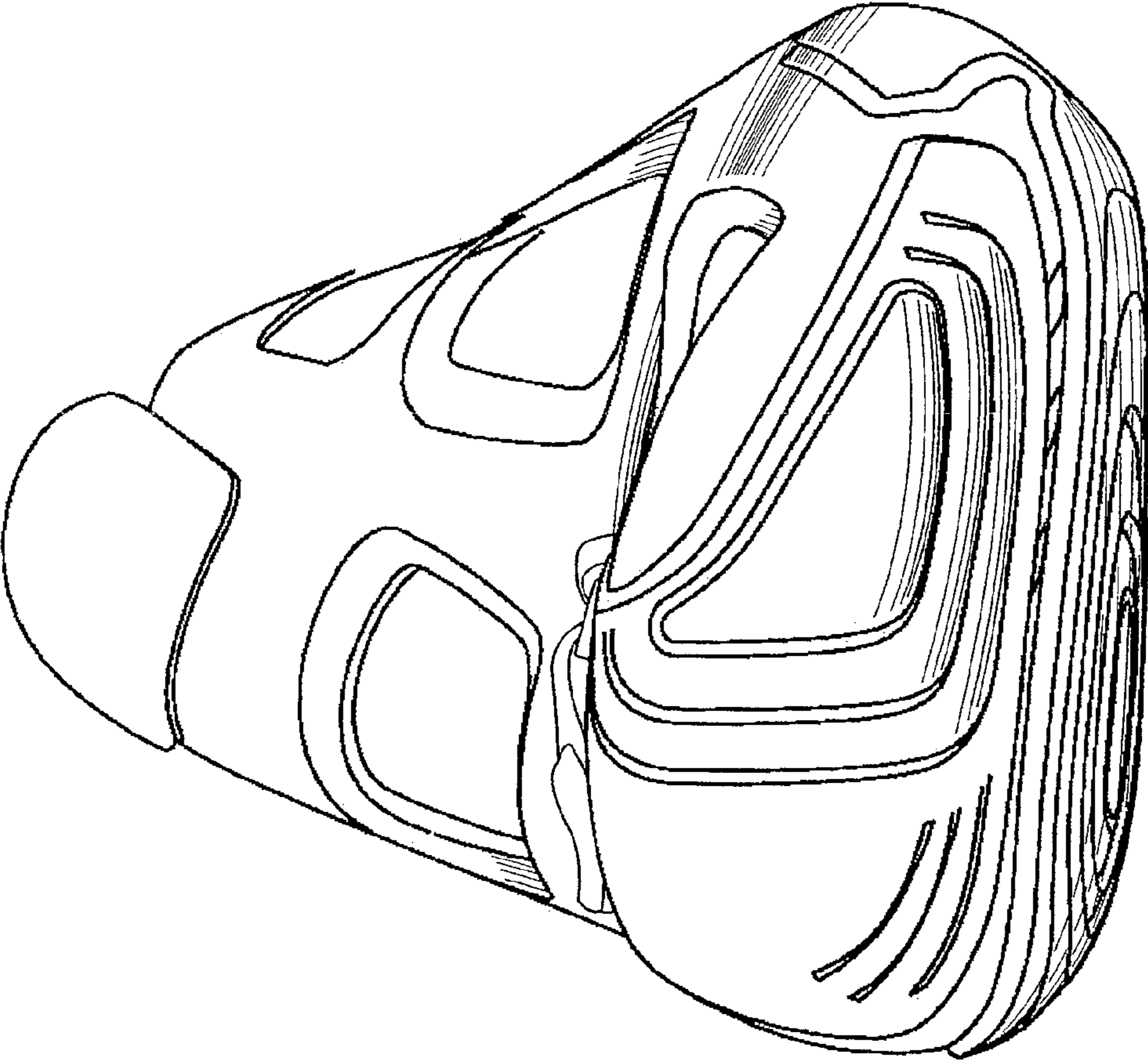


FIG. 6