

US00D601749S

(12) **United States Design Patent**  
**Ross**

(10) **Patent No.:** **US D601,749 S**  
(45) **Date of Patent:** **\*\* Oct. 6, 2009**

(54) **EYEBROW TEMPLATE**

(76) Inventor: **Barbara A. Ross**, 6855 Lake Winona Rd., DeLeon Springs, FL (US) 32130

(\*\*) Term: **14 Years**

(21) Appl. No.: **29/336,729**

(22) Filed: **May 7, 2009**

(51) **LOC (9) Cl.** ..... **28-03**

(52) **U.S. Cl.** ..... **D28/7**

(58) **Field of Classification Search** ..... D28/4,  
D28/7, 9, 99; 132/285, 319, 320, 333; D19/37,  
D19/39, 40; D10/64; D24/119, 206, 208;  
607/109

See application file for complete search history.

(56) **References Cited**

**U.S. PATENT DOCUMENTS**

|           |     |         |         |         |
|-----------|-----|---------|---------|---------|
| 1,812,425 | A * | 6/1931  | Wosse   | 132/216 |
| 2,435,516 | A * | 2/1948  | Samson  | 132/216 |
| 2,917,058 | A * | 12/1959 | Ferrar  | 132/216 |
| 2,998,821 | A * | 9/1961  | Hurdel  | 132/218 |
| 3,557,805 | A * | 1/1971  | Hamada  | 132/216 |
| 3,718,145 | A   | 2/1973  | Chateau |         |
| 4,024,879 | A * | 5/1977  | Stryker | 132/216 |
| D291,607  | S * | 8/1987  | Flores  | D28/7   |
| 5,186,190 | A   | 2/1993  | Hirzel  |         |

|              |      |         |                   |         |
|--------------|------|---------|-------------------|---------|
| 5,662,129    | A    | 9/1997  | Grenevitch et al. |         |
| D393,501     | S *  | 4/1998  | Galos             | D28/92  |
| 5,860,433    | A    | 1/1999  | Halpern           |         |
| 6,336,462    | B1   | 1/2002  | Santelli et al.   |         |
| 7,219,674    | B1 * | 5/2007  | Shelley           | 132/319 |
| 2003/0234028 | A1   | 12/2003 | Edell             |         |
| 2004/0231694 | A1   | 11/2004 | Rosenblatt        |         |
| 2006/0254608 | A1   | 11/2006 | Lam               |         |
| 2007/0006748 | A1   | 1/2007  | Liu               |         |

\* cited by examiner

*Primary Examiner*—Janice E Seeger

*Assistant Examiner*—Zenia I Bennett

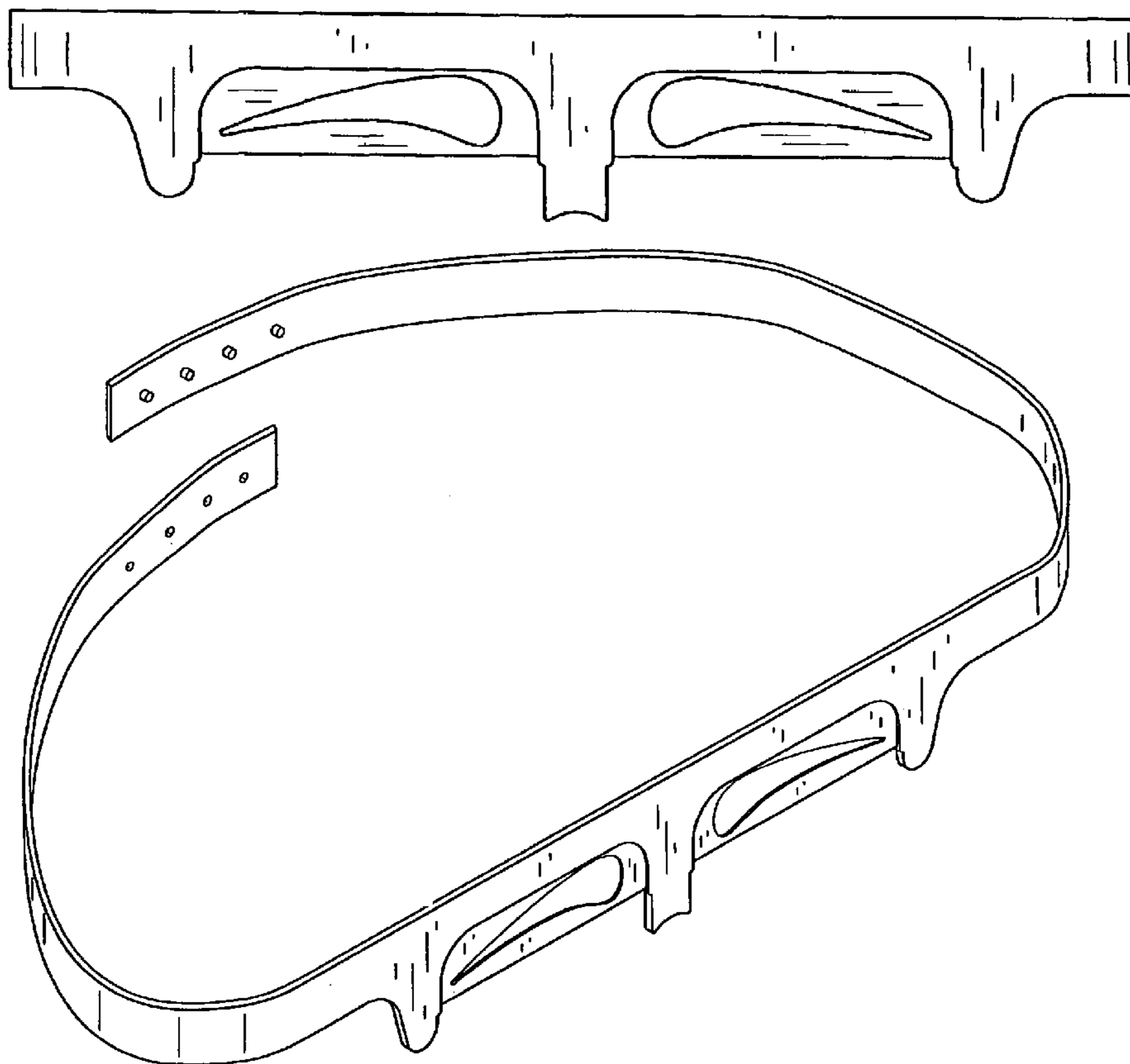
(57) **CLAIM**

The ornamental design for a eyebrow template, as shown.

**DESCRIPTION**

FIG. 1 is a front view of an eyebrow template;  
FIG. 2 is a back view thereof;  
FIG. 3 is a side view thereof;  
FIG. 4 is an opposite side view thereof;  
FIG. 5 is a top view thereof;  
FIG. 6 is a bottom view thereof; and,  
FIG. 7 is a perspective view.

**1 Claim, 5 Drawing Sheets**



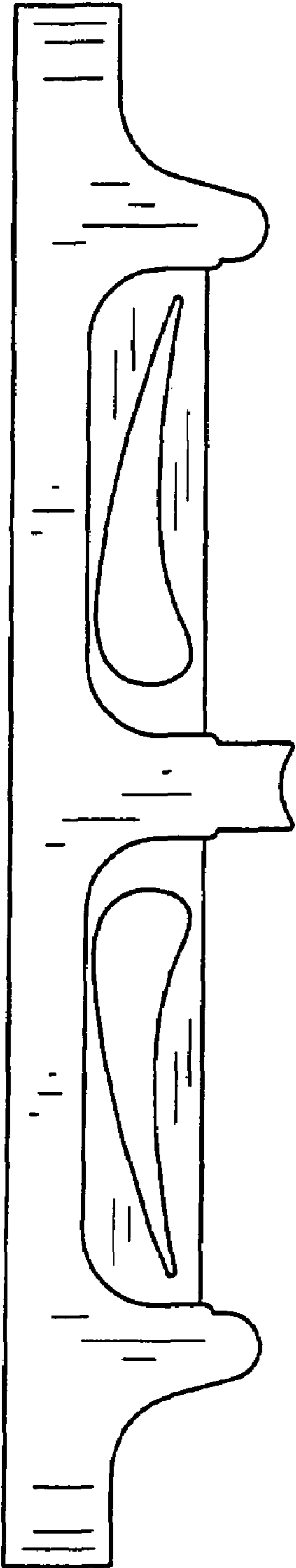


FIG. 1

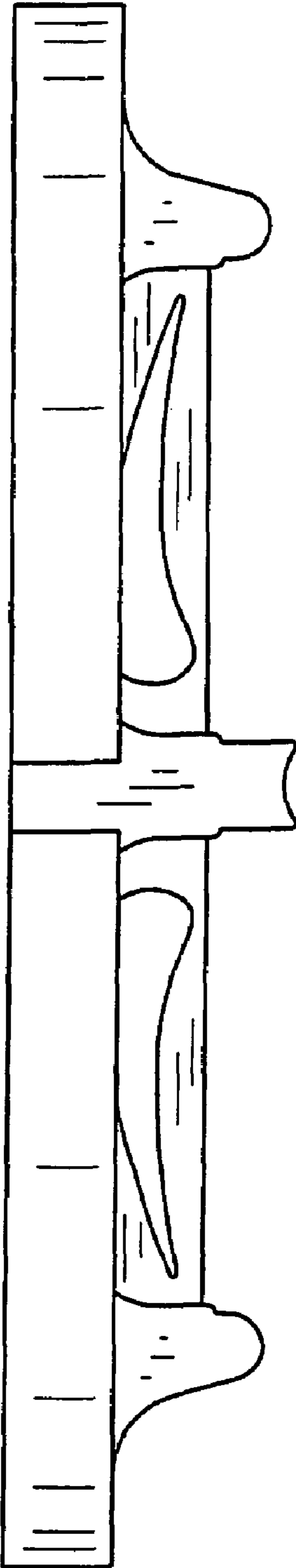


FIG. 2

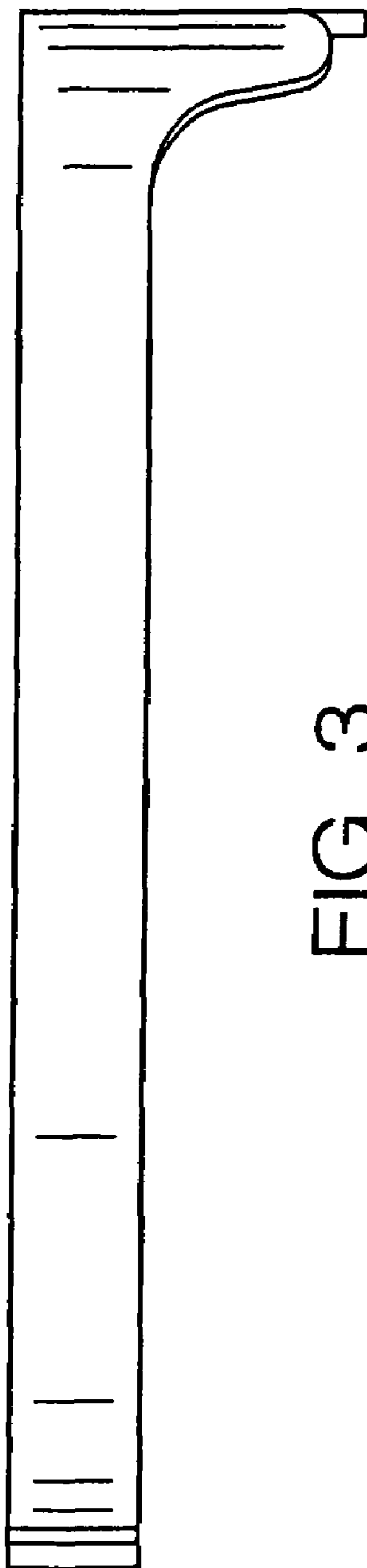


FIG. 3




FIG. 4

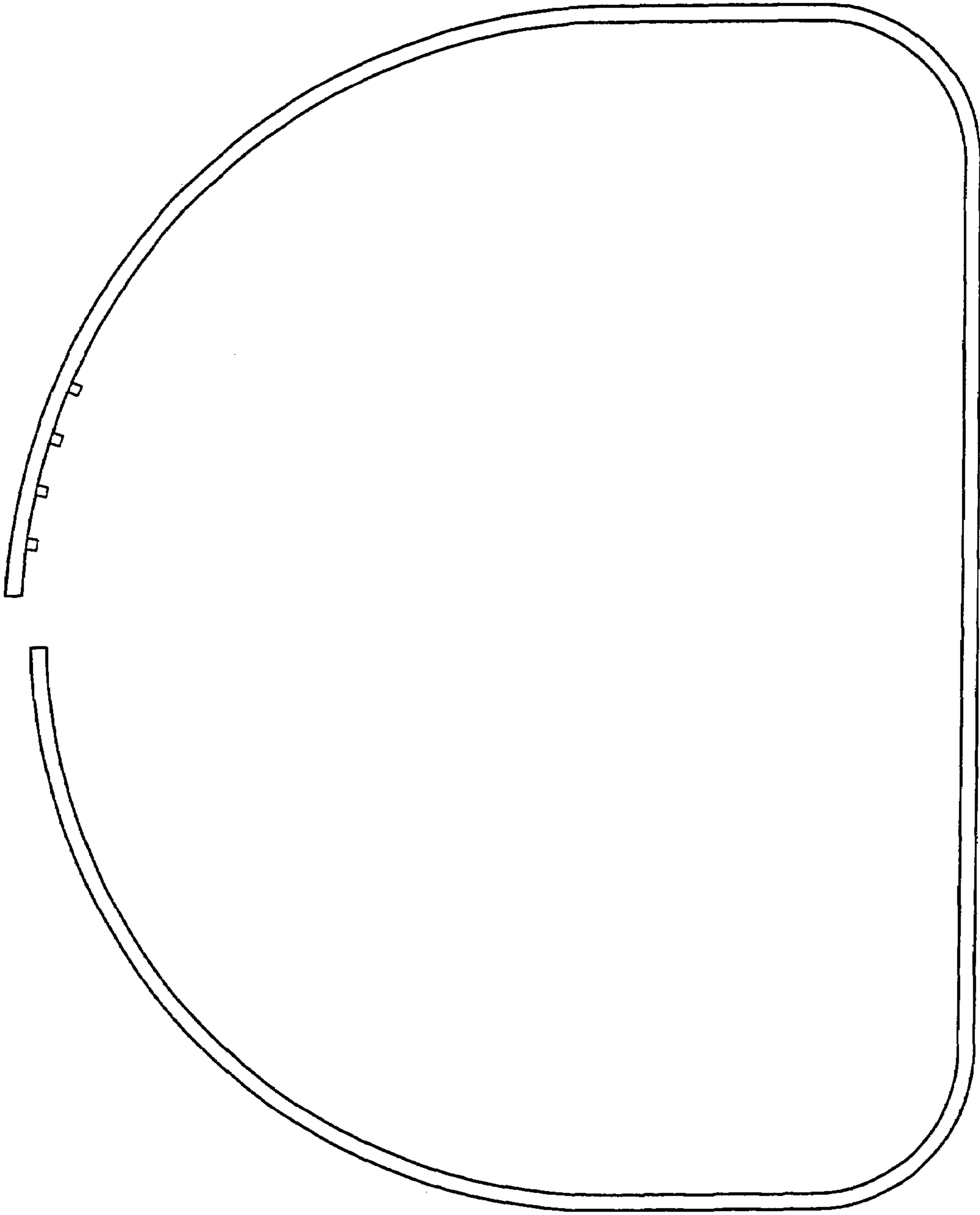


FIG. 5

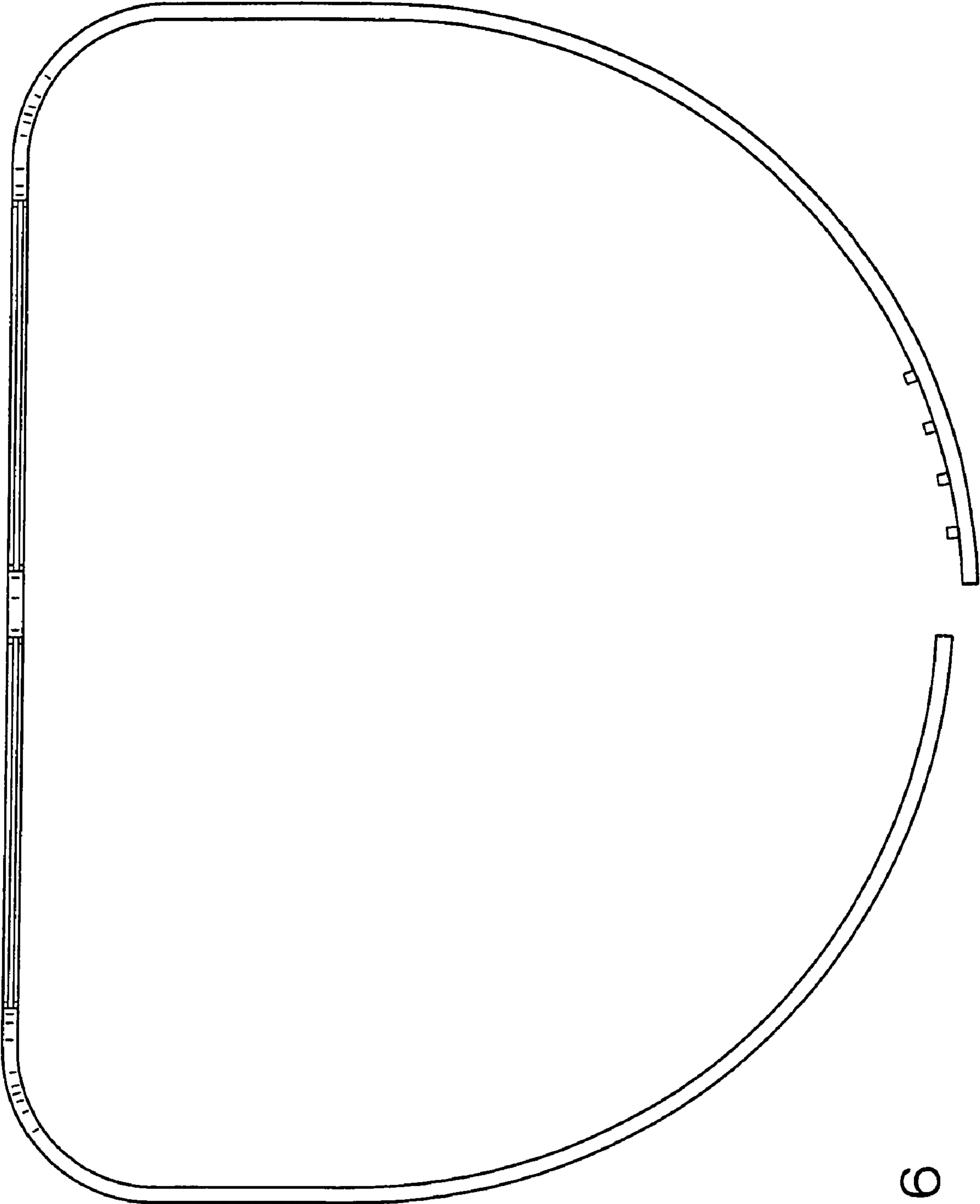


FIG. 6

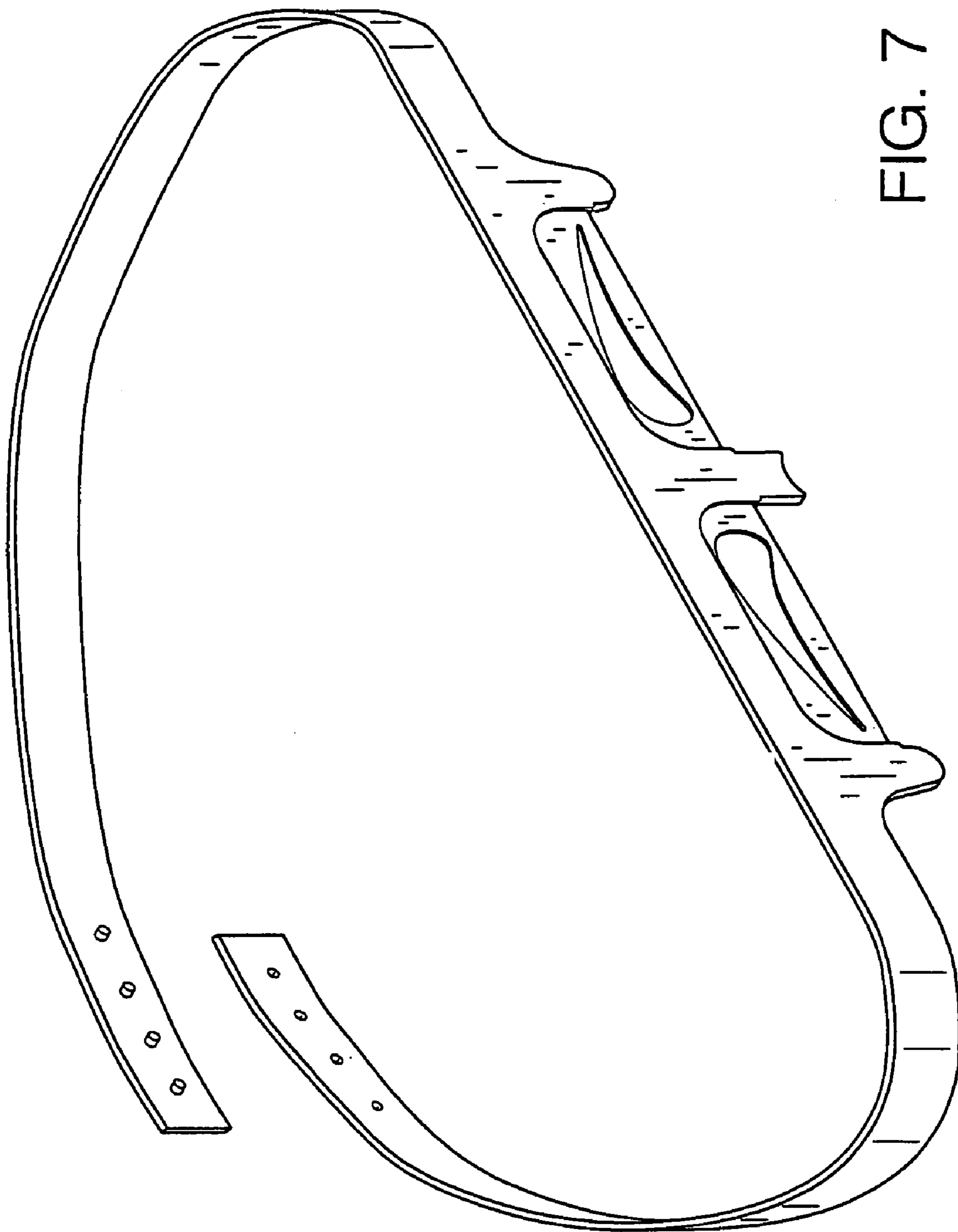


FIG. 7