

US00D601746S

(12) **United States Design Patent**  
**Sabernig**

(10) **Patent No.:** **US D601,746 S**  
(45) **Date of Patent:** **\*\* Oct. 6, 2009**

(54) **LIGHT FIXTURE**

D544,131 S 6/2007 Blackman

(75) Inventor: **Robert Sabernig**, Munster (AT)

**OTHER PUBLICATIONS**

(73) Assignee: **EGLO Leuchten GmbH**, Innsbruck (AT)

Models 8801L8, 9130, and 9318L12 shown on p. 48 of the Ultralights Catalog © 2005.\*  
Models 2005, 2015, 2020 and 2040 shown on p. 34 of the Ultralights Catalog © 2005.\*  
ET2 Lighting; Two-Light Table Lamp; Model No. E22502; printed from www.modernlightinguniverse.com on Feb. 23, 2009.

(\*\*) Term: **14 Years**

\* cited by examiner

(21) Appl. No.: **29/331,889**

(22) Filed: **Feb. 4, 2009**

*Primary Examiner*—Clare E Heflin  
(74) *Attorney, Agent, or Firm*—Baker & McKenzie LLP

**Related U.S. Application Data**

(63) Continuation-in-part of application No. 29/325,091, filed on Sep. 25, 2006.

(57) **CLAIM**

(51) **LOC (9) Cl.** ..... **26-99**

The ornamental design for a light fixture, as shown and described.

(52) **U.S. Cl.** ..... **D26/120; D26/85**

(58) **Field of Classification Search** ..... D26/72,  
D26/85, 87, 92, 118, 120; 362/147, 362,  
362/404, 432

**DESCRIPTION**

See application file for complete search history.

FIG. 1 is a perspective view of a light fixture in accordance with my design;

FIG. 2 is a front elevation view of the light fixture in accordance with my design;

FIG. 3 is a top plan view of the light fixture in accordance with my design;

FIG. 4 is a bottom plan view of the light fixture in accordance with my design; and,


FIG. 5 is a side elevation view of the light fixture in accordance with my design, the opposite side being a mirror image of that shown.


(56) **References Cited**

**U.S. PATENT DOCUMENTS**


D73,631 S	10/1927	Wolter
D94,052 S	12/1934	Sadler et al.
2,293,672 A	8/1942	Bookman, Jr.
2,824,216 A	2/1958	Brennan
D245,724 S	9/1977	Schemenauer
D309,790 S	8/1990	Botta
D430,339 S	8/2000	Reo
D452,031 S	12/2001	Brunner et al.

**1 Claim, 1 Drawing Sheet**

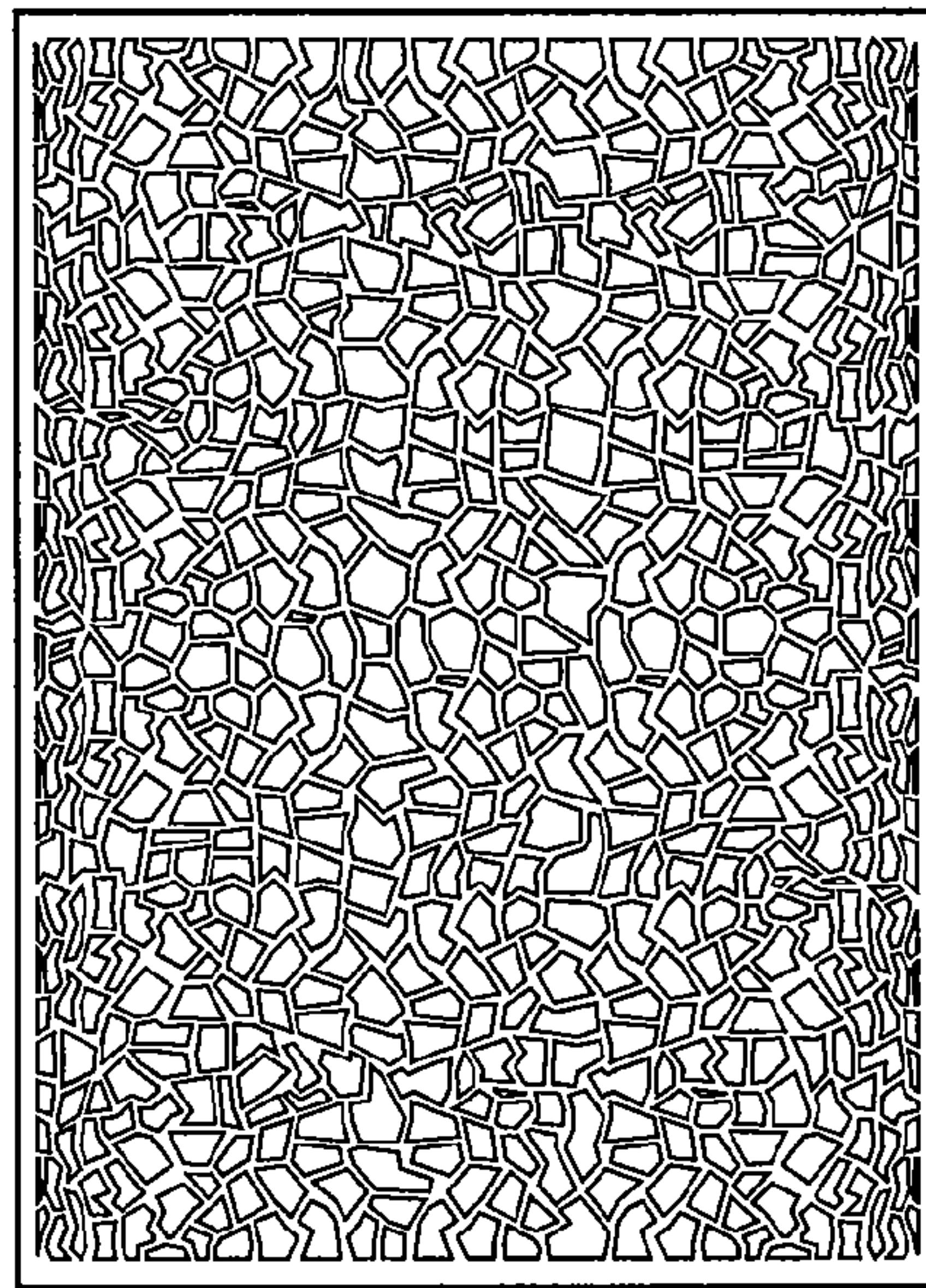





*Fig.1*



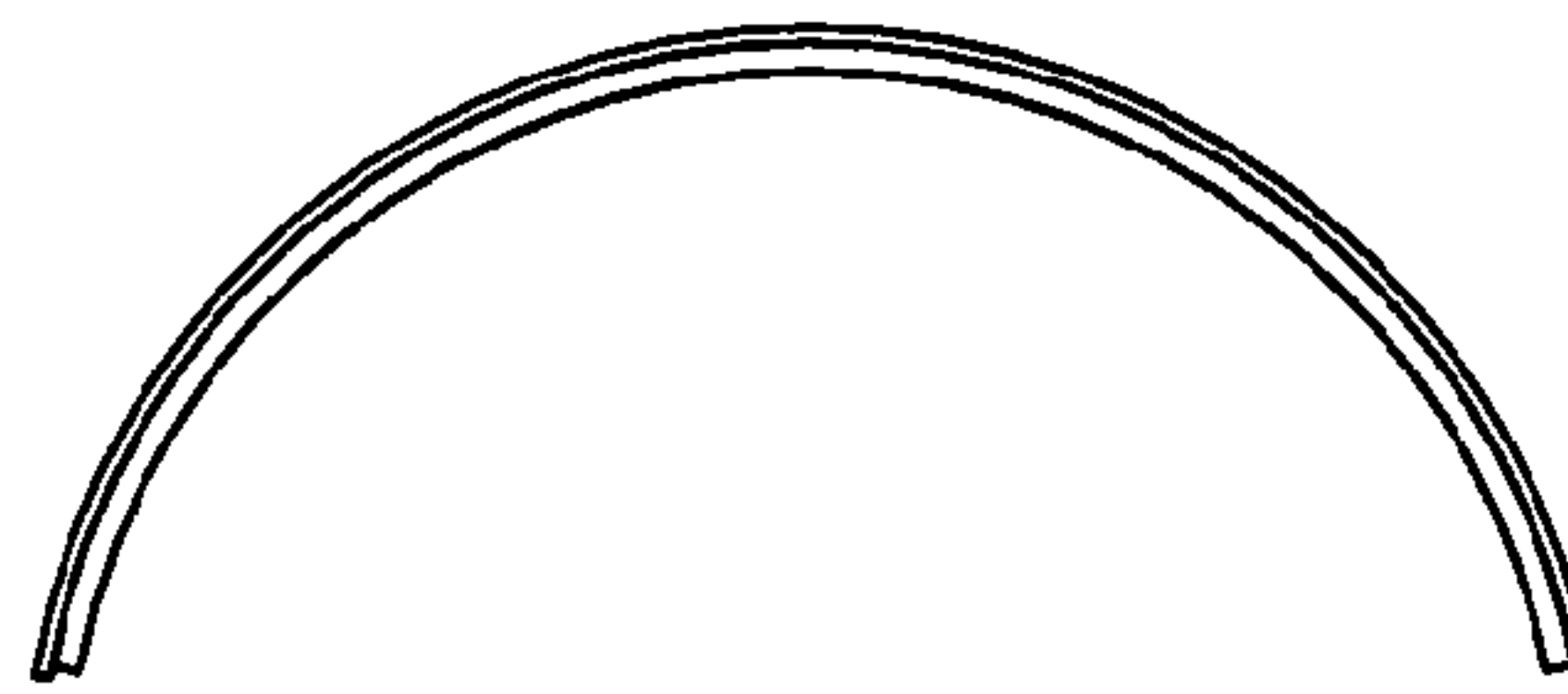
*Fig.3*



*Fig.2*



*Fig.5*



*Fig.4*