



US00D601705S

(12) **United States Design Patent**
Bauerfeind et al.

(10) **Patent No.:** **US D601,705 S**

(45) **Date of Patent:** **** Oct. 6, 2009**

(54) **STRAIGHT BOTTOM BANDAGE**

(75) Inventors: **Hans B. Bauerfeind**, Zeulenroda (DE);
Holger Reinhardt, Kempen (DE)

(73) Assignee: **Bauerfeind AG**, Zeulenroda (DE)

(**) Term: **14 Years**

(21) Appl. No.: **29/287,866**

(22) Filed: **Sep. 27, 2007**

(30) **Foreign Application Priority Data**

Mar. 28, 2007 (EP) 000697578

(51) **LOC (9) Cl.** **24-24**

(52) **U.S. Cl.** **D24/189**

(58) **Field of Classification Search** D24/188-193;
602/41-47, 52, 58; 604/304, 306, 307; 428/40.1,
428/43, 57, 139, 343, 352; 424/447, 448,
424/449

See application file for complete search history.

(56) **References Cited**

U.S. PATENT DOCUMENTS

D155,102 S *	9/1949	Nelson	D30/157
2,911,970 A *	11/1959	Bartels	602/18
3,135,256 A *	6/1964	Gruber	602/18
D267,200 S *	12/1982	Milding	D24/189
D353,890 S *	12/1994	McKeel	D24/190
D394,707 S *	5/1998	Tsubooka	D24/190
D403,422 S *	12/1998	Affholter	D24/188

* cited by examiner

Primary Examiner—Joel Sincavage
Assistant Examiner—Michelle E Wilson

(74) *Attorney, Agent, or Firm*—Birch, Stewart, Kolasch & Birch, LLP

(57) **CLAIM**

The ornamental design for a straight bottom bandage, as shown and described.

DESCRIPTION

The patent or application file contains at least one drawing executed in color. Copies of this patent or patent application publication with color drawing(s) will be provided by the office upon request and payment of the necessary fee.

FIG. 1 is a front elevational view of the first embodiment of a straight bottom bandage showing my new design, wherein the straight bottom bandage is laid flat;

FIG. 2 is a rear elevational view thereof;

FIG. 3 is a front elevational view of the first embodiment of the straight bottom bandage of FIG. 1, wherein the straight bottom bandage is in a connected state;

FIG. 4 is a rear elevational view of FIG. 3;


FIG. 5 is a front elevational view of a second embodiment of a straight bottom bandage showing my new design, wherein the straight bottom bandage is laid flat;

FIG. 6 is a rear elevational view thereof;

FIG. 7 is a front elevational view of the second embodiment of the straight bottom bandage of FIG. 5, wherein the straight bottom bandage is in a connected state; and,

FIG. 8 is a rear elevational view of FIG. 7.

1 Claim, 8 Drawing Sheets
(8 of 8 Drawing Sheet(s) Filed in Color)






FIG.1




FIG.2




FIG.3




FIG.4




FIG. 5




FIG.6




FIG.7




FIG. 8

UNITED STATES PATENT AND TRADEMARK OFFICE
CERTIFICATE OF CORRECTION

PATENT NO. : Des. 601,705 S
APPLICATION NO. : 29/287866
DATED : October 6, 2009
INVENTOR(S) : Hans B. Bauerfeind et al.

Page 1 of 1

It is certified that error appears in the above-identified patent and that said Letters Patent is hereby corrected as shown below:

Title Page, Item (30)

Foreign Application Priority Data

Please change “(EP)” to --(EU)--.

Signed and Sealed this

Nineteenth Day of January, 2010

A handwritten signature in black ink that reads "David J. Kappos". The signature is written in a cursive, flowing style.

David J. Kappos
Director of the United States Patent and Trademark Office