



US00D601695S

(12) **United States Design Patent**  
**Crawford et al.**

(10) **Patent No.:** **US D601,695 S**  
(45) **Date of Patent:** **\*\* \*Oct. 6, 2009**

(54) **SAFETY BLOOD COLLECTION NEEDLE  
DEVICE**

(75) Inventors: **Jamieson Crawford**, Cliffside Park, NJ  
(US); **Robert Ellis**, Wayne, NJ (US);  
**Benjamin Bartfeld**, Pompton Lakes, NJ  
(US); **Bradley M. Wilkinson**, North  
Haledon, NJ (US); **Neville Yu Leng  
Chia**, Singapore (SG)

(73) Assignee: **Becton, Dickinson & Company**,  
Franklin Lakes, NJ (US)

(\*) Notice: This patent is subject to a terminal dis-  
claimer.

(\*\*) Term: **14 Years**

(21) Appl. No.: **29/323,452**

(22) Filed: **Aug. 26, 2008**

(51) **LOC (9) Cl.** ..... **24-02**

(52) **U.S. Cl.** ..... **D24/113**

(58) **Field of Classification Search** ..... D24/112-114,  
D24/133, 186, 104, 130, 127; 606/181, 185;  
604/232, 187, 168.01, 192

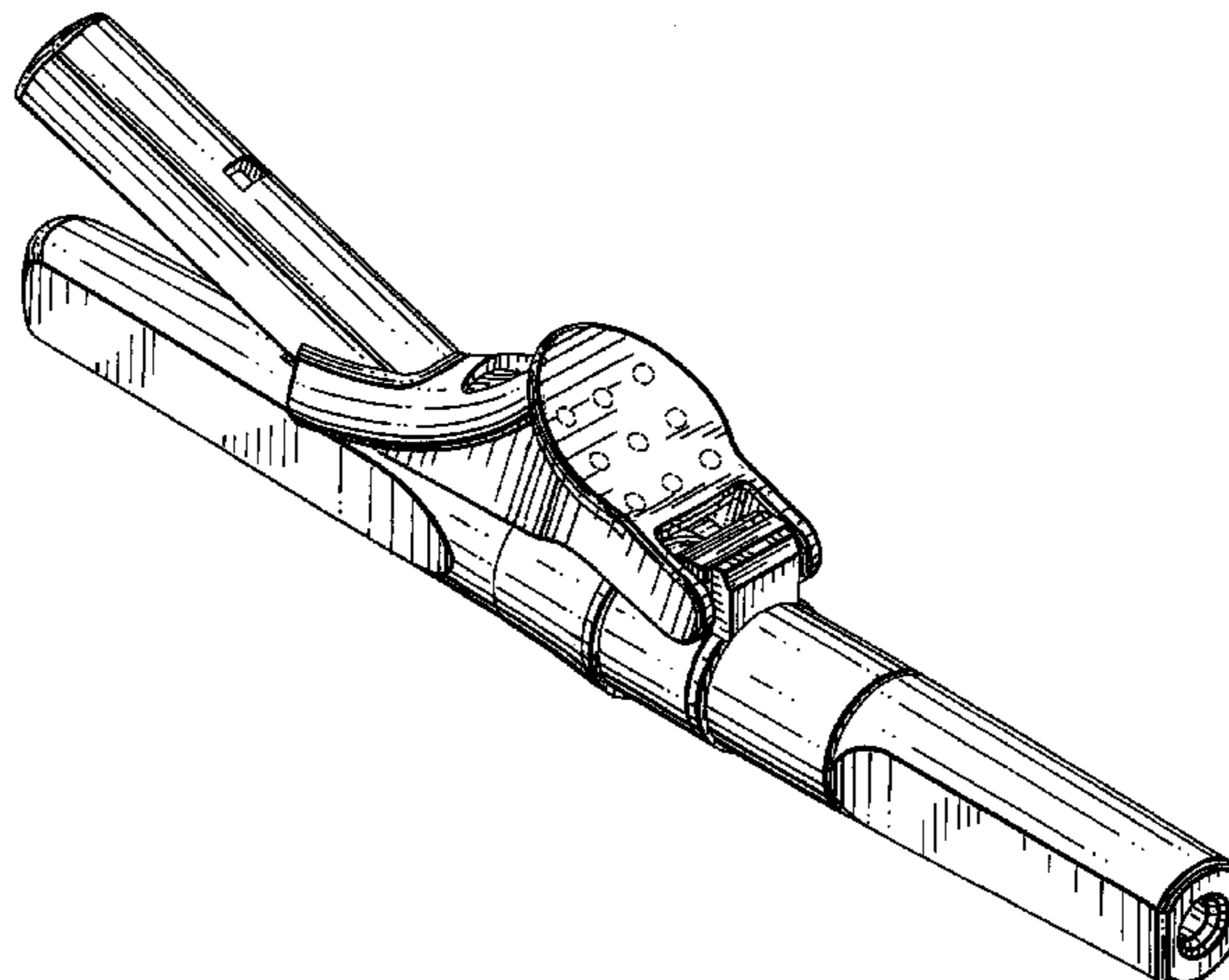
See application file for complete search history.

(56) **References Cited**

U.S. PATENT DOCUMENTS

4,573,976 A	3/1986	Sampson et al.
4,641,663 A	2/1987	Juhn
4,795,443 A	1/1989	Permenter et al.
4,840,619 A	6/1989	Hughes
4,894,055 A	1/1990	Sudnak
4,900,307 A	2/1990	Kulli
4,994,046 A	2/1991	Wesson et al.
5,015,241 A	5/1991	Feimer
5,215,534 A	6/1993	De Harde et al.
5,222,502 A	6/1993	Kurose
5,242,417 A	9/1993	Paudler
5,303,713 A	4/1994	Kurose
5,312,372 A	5/1994	DeHarde et al.
5,336,199 A	8/1994	Castillo et al.

5,348,544 A	9/1994	Sweeney et al.
5,356,392 A	10/1994	Firth et al.
5,411,492 A	5/1995	Sturman et al.
5,466,223 A	11/1995	Bressler et al.
5,501,675 A	3/1996	Erskine
D383,539 S *	9/1997	Croley ..... D24/133
5,672,161 A	9/1997	Allen et al.
5,676,658 A	10/1997	Erskine
5,702,369 A	12/1997	Mercereau
5,704,920 A	1/1998	Gyure
D394,109 S *	5/1998	Miller et al. .... D24/133
5,755,522 A	5/1998	Ito
5,984,899 A	11/1999	D'Alessio et al.
D422,700 S	4/2000	Crawford et al.
D424,194 S *	5/2000	Holdaway et al. .... D24/112
6,149,629 A	11/2000	Wilson et al.
D442,280 S	5/2001	Crawford et al.
6,261,263 B1	7/2001	Huet et al.
6,298,541 B1	10/2001	Newby et al.
D458,678 S *	6/2002	Cindrich ..... D24/130
D458,994 S *	6/2002	Cindrich ..... D24/130
D459,474 S *	6/2002	Bratt et al. .... D24/133
6,436,086 B1	8/2002	Newby et al.
6,440,104 B1	8/2002	Newby et al.
6,533,760 B2	3/2003	Leong
6,592,556 B1	7/2003	Thorne
6,623,456 B1	9/2003	Holdaway et al.
6,635,032 B2	10/2003	Ward, Jr.
6,648,855 B2	11/2003	Crawford et al.
6,699,217 B2	3/2004	Bennett et al.
6,712,792 B2	3/2004	Leong
6,780,169 B2	8/2004	Crawford
6,837,877 B2	1/2005	Zurcher
6,869,415 B2	3/2005	Asbaghi
6,984,223 B2	1/2006	Newby et al.
7,001,363 B2	2/2006	Ferguson et al.
7,128,726 B2	10/2006	Crawford et al.
7,147,624 B2	12/2006	Hirsiger et al.
7,163,526 B2	1/2007	Leong et al.
7,223,258 B2	5/2007	Crawford
D559,385 S *	1/2008	Boone et al. .... D24/133
D562,981 S *	2/2008	Trissel et al. .... D24/133
D571,914 S *	6/2008	Bacher ..... D24/133
D576,725 S *	9/2008	Shumer et al. .... D24/133
7,428,773 B2	9/2008	Newby et al.
D578,644 S *	10/2008	Shumer et al. .... D24/133
D578,645 S *	10/2008	Shumer et al. .... D24/133
D585,993 S *	2/2009	Kousuge ..... D24/186
2002/0151852 A1	10/2002	Crawford et al.



2002/0151853 A1 10/2002 Crawford  
 2002/0156425 A1 10/2002 Crawford et al.  
 2002/0161336 A1 10/2002 Crawford et al.  
 2002/0193748 A1 12/2002 Cocker et al.  
 2004/0059302 A1 3/2004 Crawford et al.  
 2004/0092872 A1 5/2004 Botich et al.  
 2005/0004524 A1 1/2005 Newby et al.  
 2005/0187493 A1 8/2005 Swenson et al.  
 2005/0245879 A9 11/2005 Crawford  
 2006/0036219 A1 2/2006 Alvin  
 2007/0167914 A1 7/2007 Leong et al.

OTHER PUBLICATIONS

U.S. Appl. No. 11/572,220; Filing Date: Aug. 26, 2008; Swenson.  
 U.S. Appl. No. 12/044,354; Filing Date: Mar. 7, 2008; Tan.  
 U.S. Appl. No. 12/044,469; Filing Date: Mar. 7, 2008; Crawford.  
 U.S. Appl. No. 12/206,273; Filing Date: Sep. 8, 2008; Tan.  
 U.S. Appl. No. 12/206,299; Filing Date: Sep. 8, 2008; Crawford.  
 U.S. Appl. No. 29/323,441; Filing Date: Aug. 26, 2008; Crawford.  
 U.S. Appl. No. 29/323,445; Filing Date: Aug. 26, 2008; Crawford.  
 U.S. Appl. No. 29/323,447; Filing Date: Aug. 26, 2008; Crawford.

\* cited by examiner

*Primary Examiner*—T. Chase Nelson  
*Assistant Examiner*—David G Muller  
 (74) *Attorney, Agent, or Firm*—The Webb Law Firm

(57) **CLAIM**

The ornamental design for a safety blood collection needle device, as shown and described.

**DESCRIPTION**

FIG. 1 is a perspective view of a safety blood collection needle device having a patient needle guard disposed over a needle, a non-patient needle guard, and a shield in a first initial position in accordance with an embodiment of the present invention;

FIG. 2 is a top view of the safety blood collection needle device of FIG. 1;

FIG. 3 is a left side view of the safety blood collection needle device of FIG. 1;

FIG. 4 is a front view of the safety blood collection needle device of FIG. 1;

FIG. 5 is a rear view of the safety blood collection needle device of FIG. 1;

FIG. 6 is a right side view of the safety blood collection needle device of FIG. 1;

FIG. 7 is a bottom view of the safety blood collection needle device of FIG. 1;

FIG. 8 is a perspective view of the safety blood collection needle device of FIG. 1 having the patient needle guard removed and the shield in a retracted second alternate position in accordance with an embodiment of the present invention;

FIG. 9 is a top view of the safety blood collection needle device of FIG. 8;

FIG. 10 is a left side view of the safety blood collection needle device of FIG. 8;

FIG. 11 is a front view of the safety blood collection needle device of FIG. 8;

FIG. 12 is a rear view of the safety blood collection needle device of FIG. 8;

FIG. 13 is a right side view of the safety blood collection needle device of FIG. 8;

FIG. 14 is a bottom view of the safety blood collection needle device of FIG. 8;

FIG. 15 is a perspective view of the safety blood collection needle device of FIG. 1 having the patient needle guard removed and the shield in a shielded third alternate position in accordance with an embodiment of the present invention;

FIG. 16 is a top view of the safety blood collection needle device of FIG. 15;

FIG. 17 is a left side view of the safety blood collection needle device of FIG. 15;

FIG. 18 is a front view of the safety blood collection needle device of FIG. 15;

FIG. 19 is a rear view of the safety blood collection needle device of FIG. 15;

FIG. 20 is a right side view of the safety blood collection needle device of FIG. 15; and,

FIG. 21 is a bottom view of the safety blood collection needle device of FIG. 15.

In the Figures, the features shown in broken line are for the purpose of illustrating surface features and form no part of the claimed design.

The broken lines depict portions of the needle device that form no part of the claimed design.

**1 Claim, 12 Drawing Sheets**

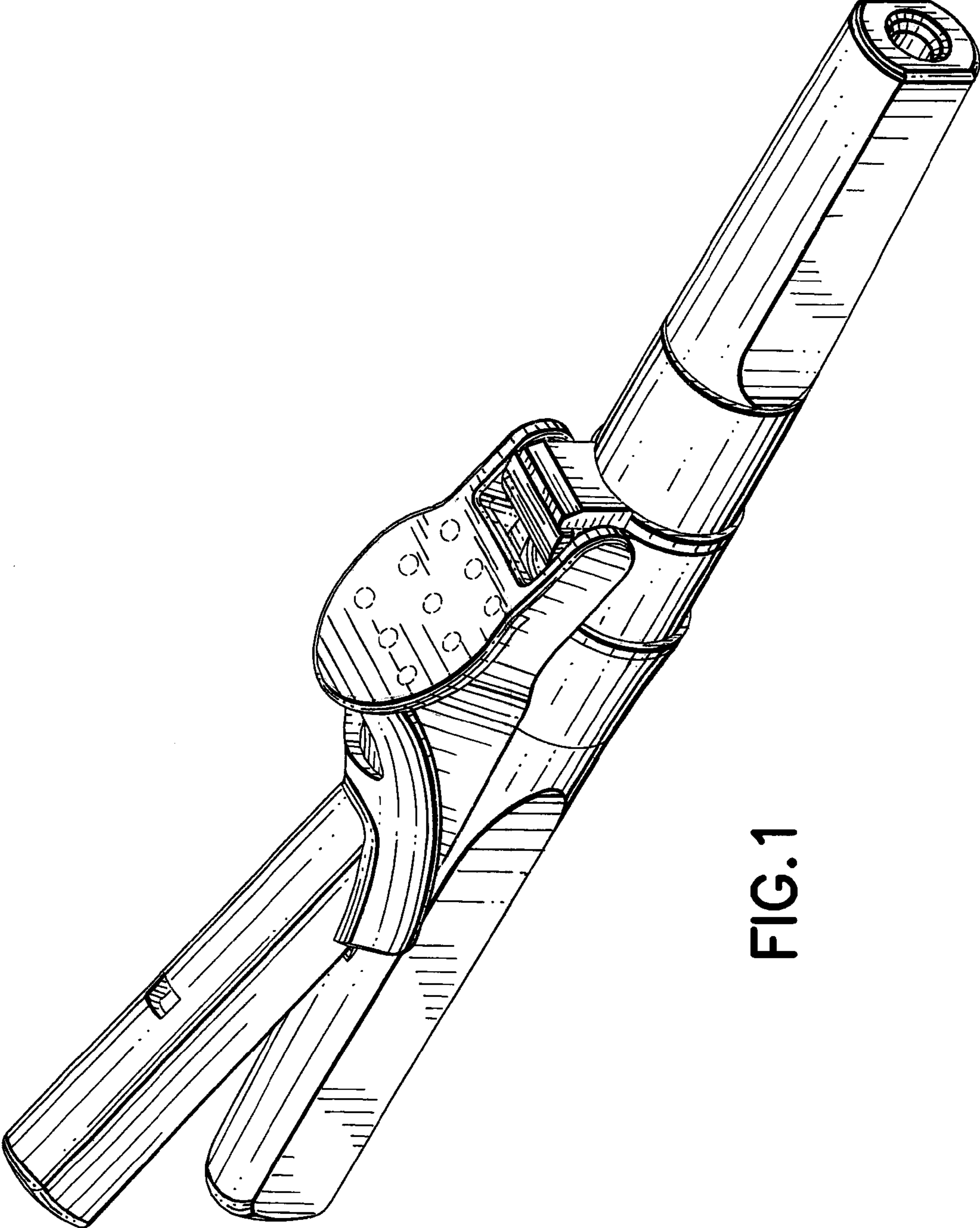


FIG. 1

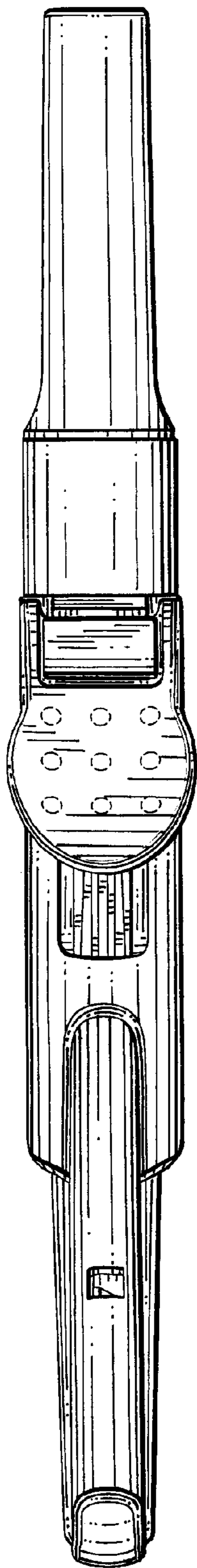


FIG. 2

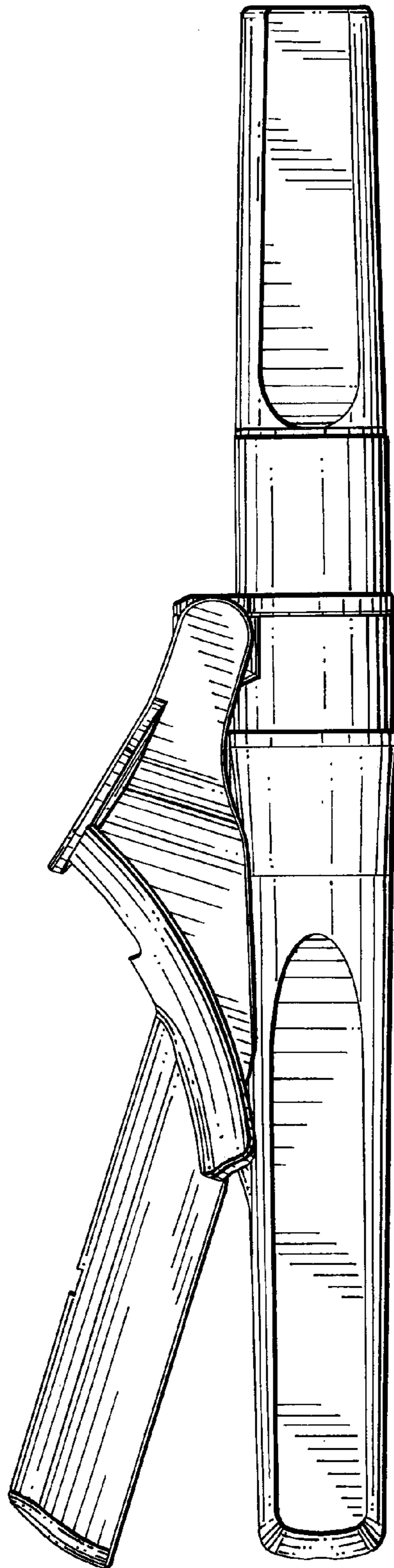


FIG. 3

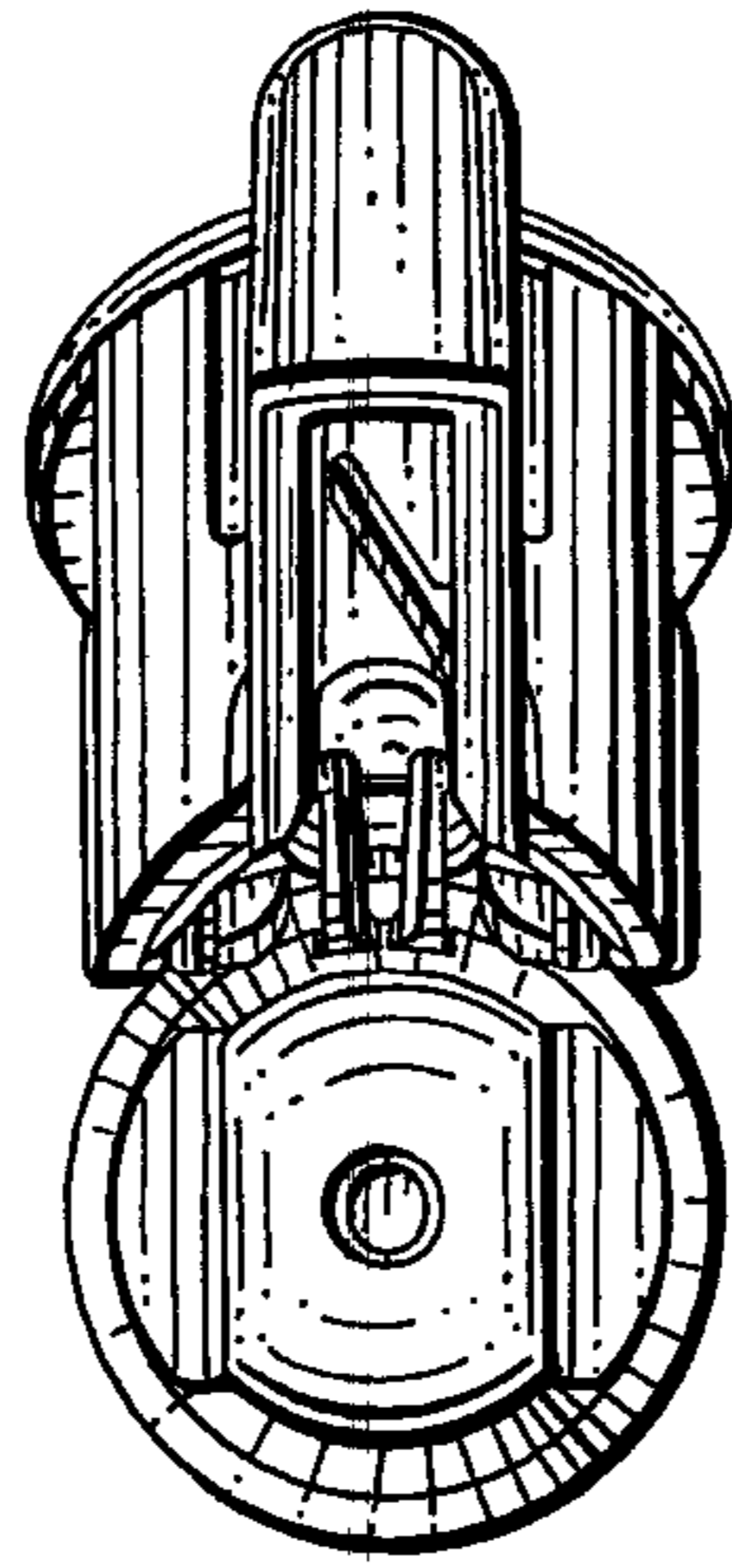


FIG. 4




FIG. 5

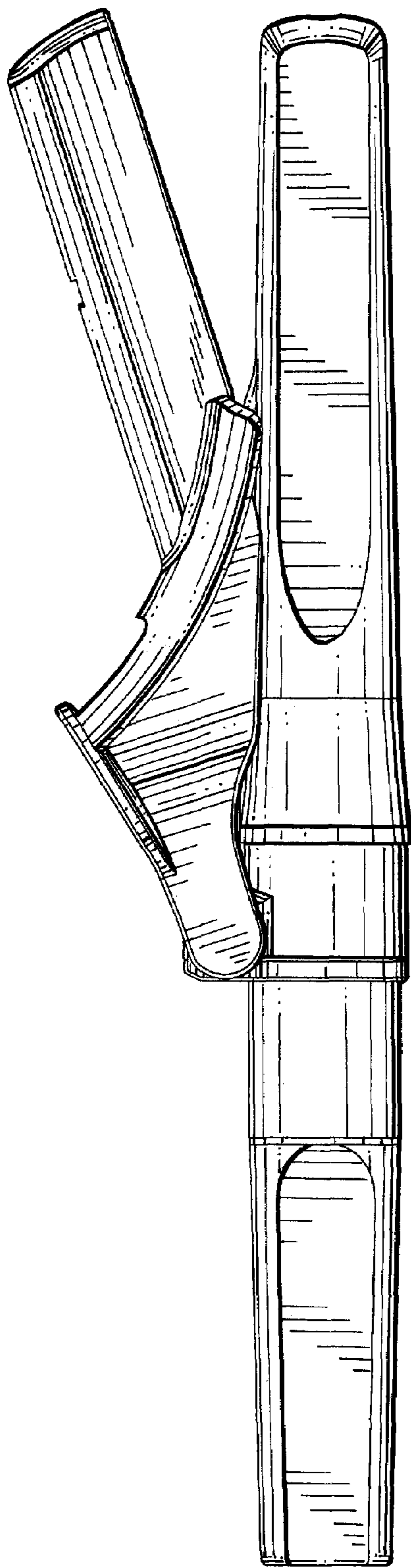


FIG. 6

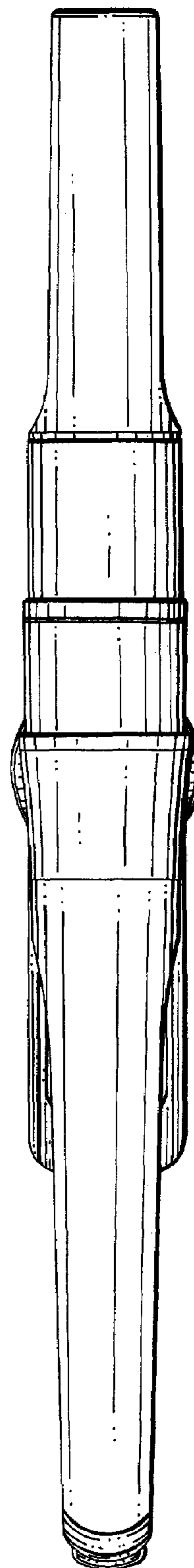


FIG. 7

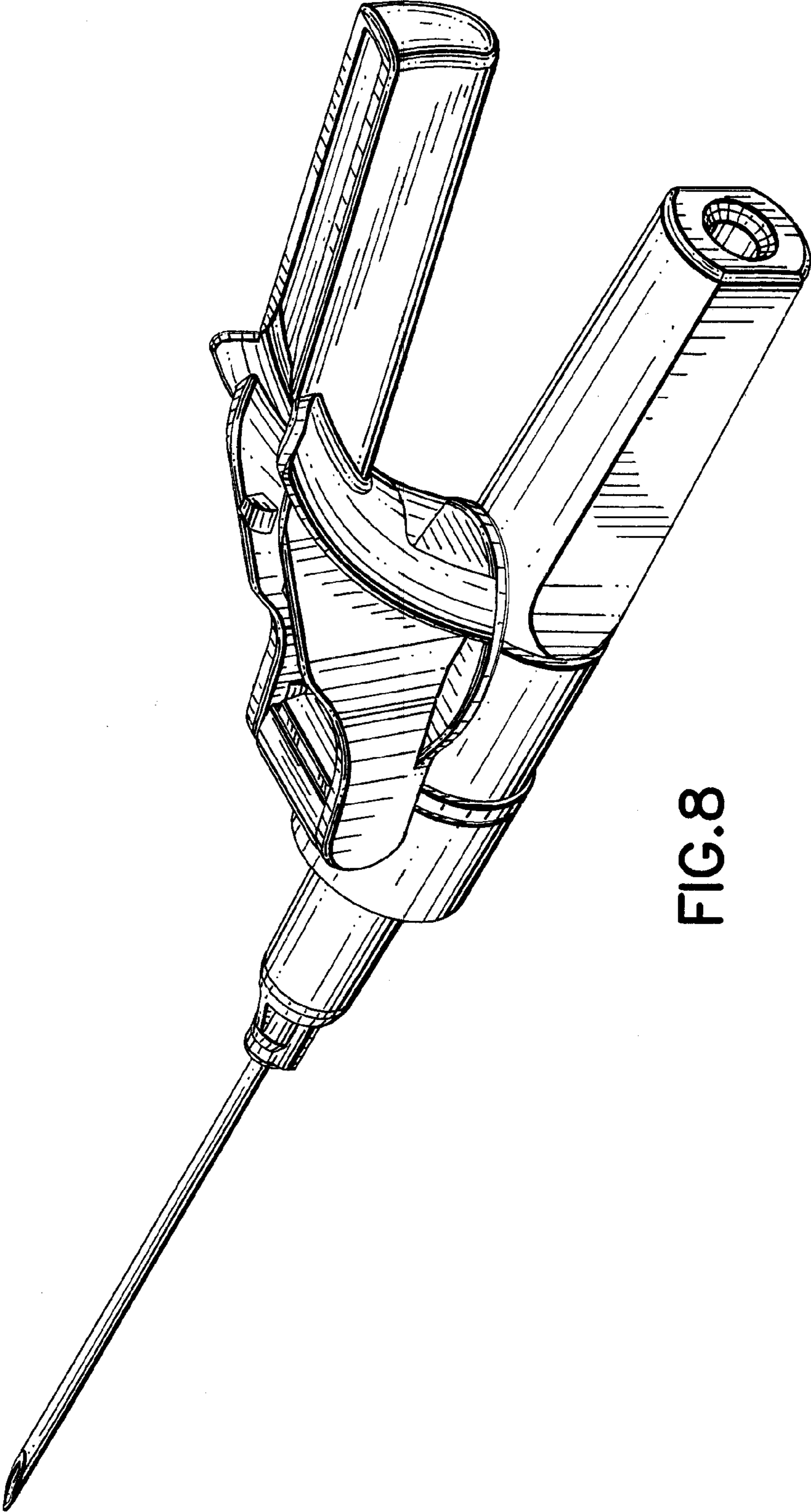


FIG.8

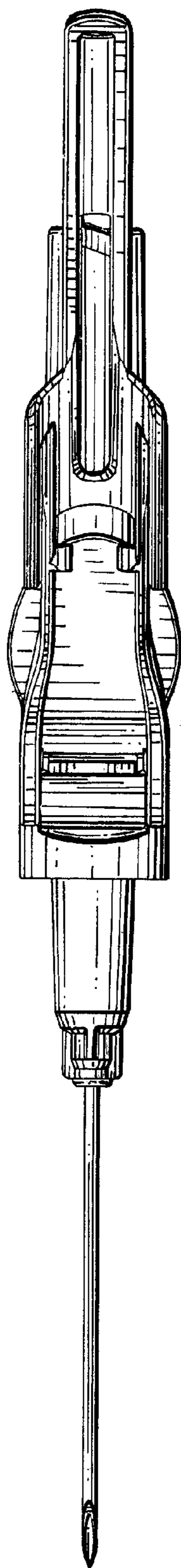


FIG. 9

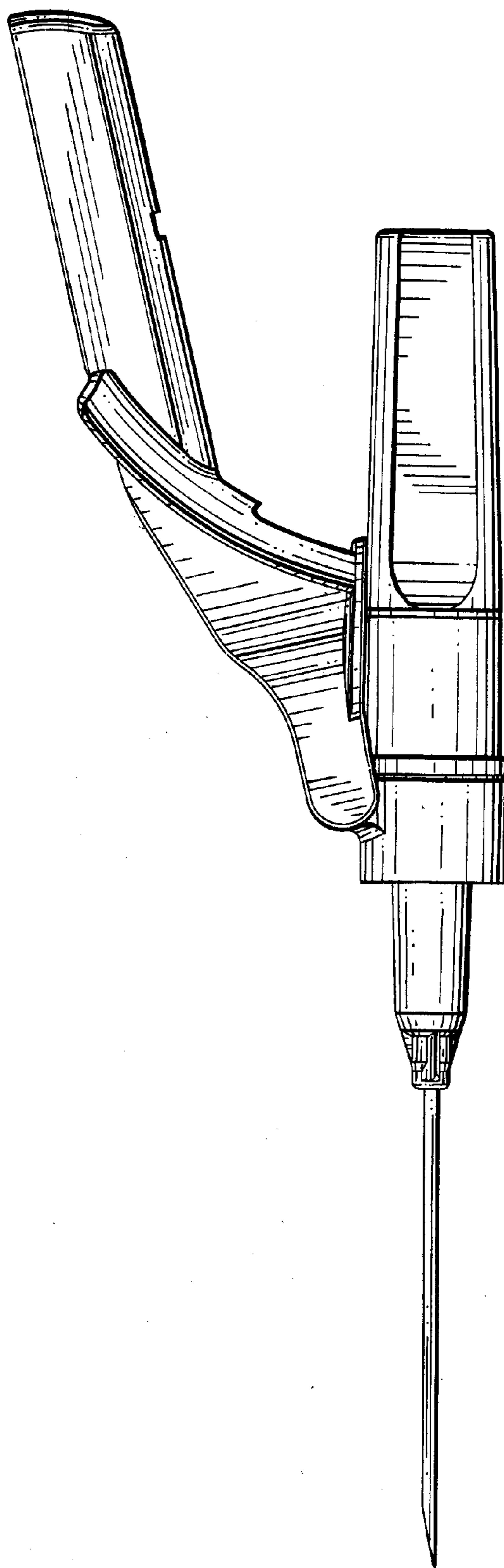


FIG. 10






FIG. 11

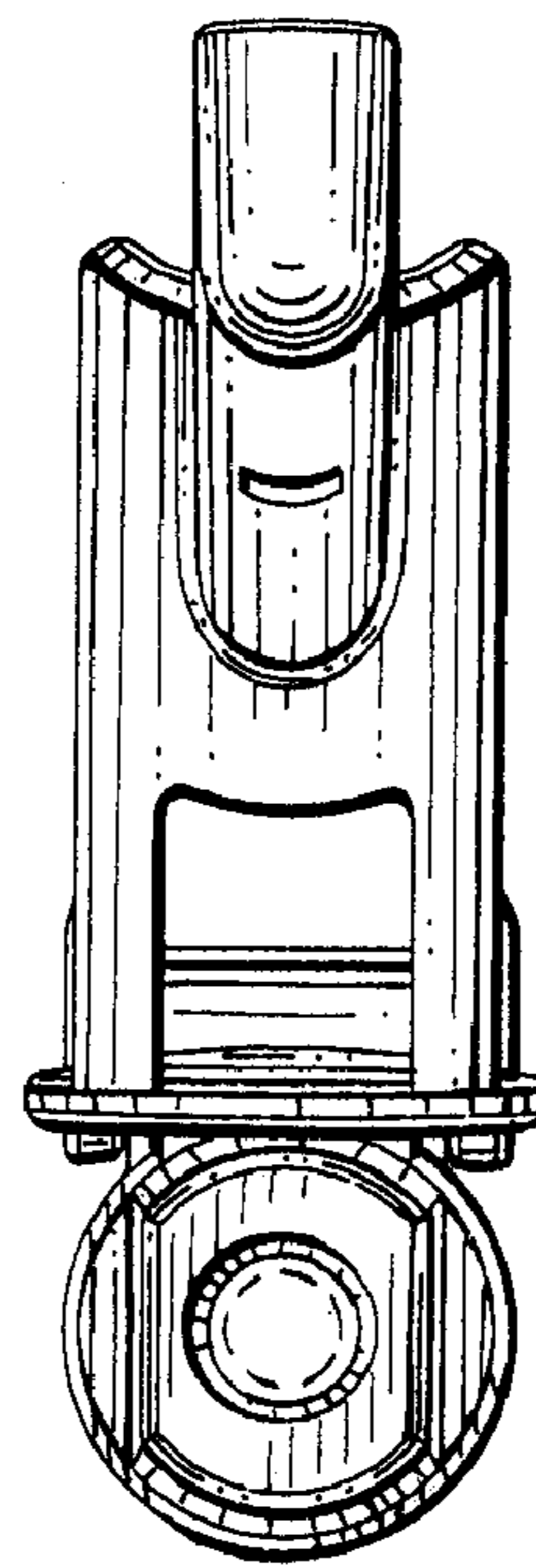


FIG. 12

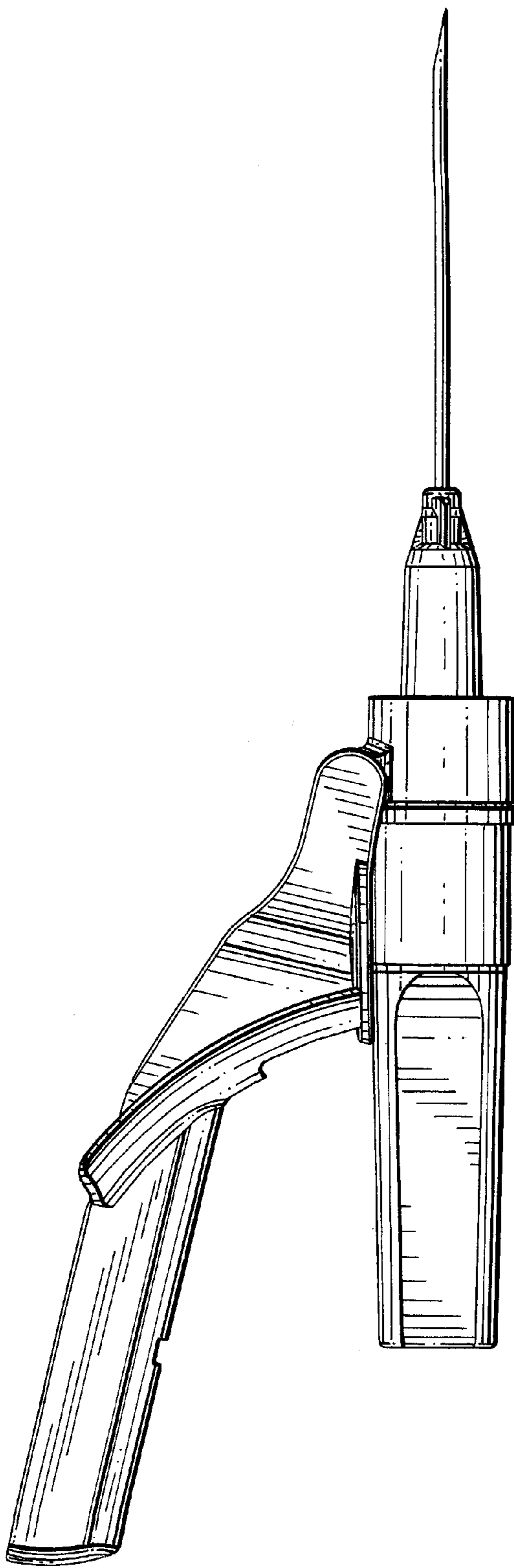


FIG. 13

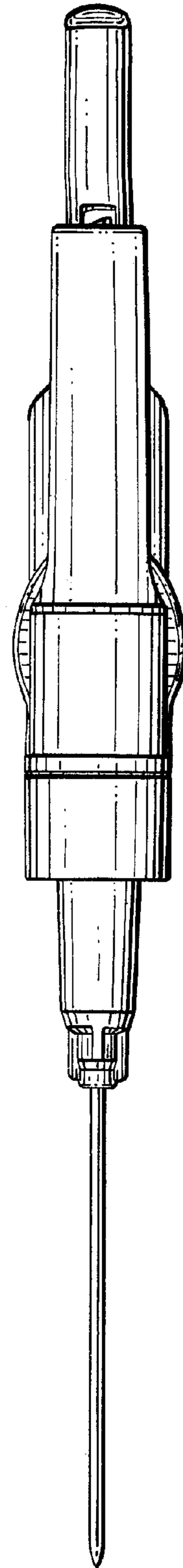


FIG. 14

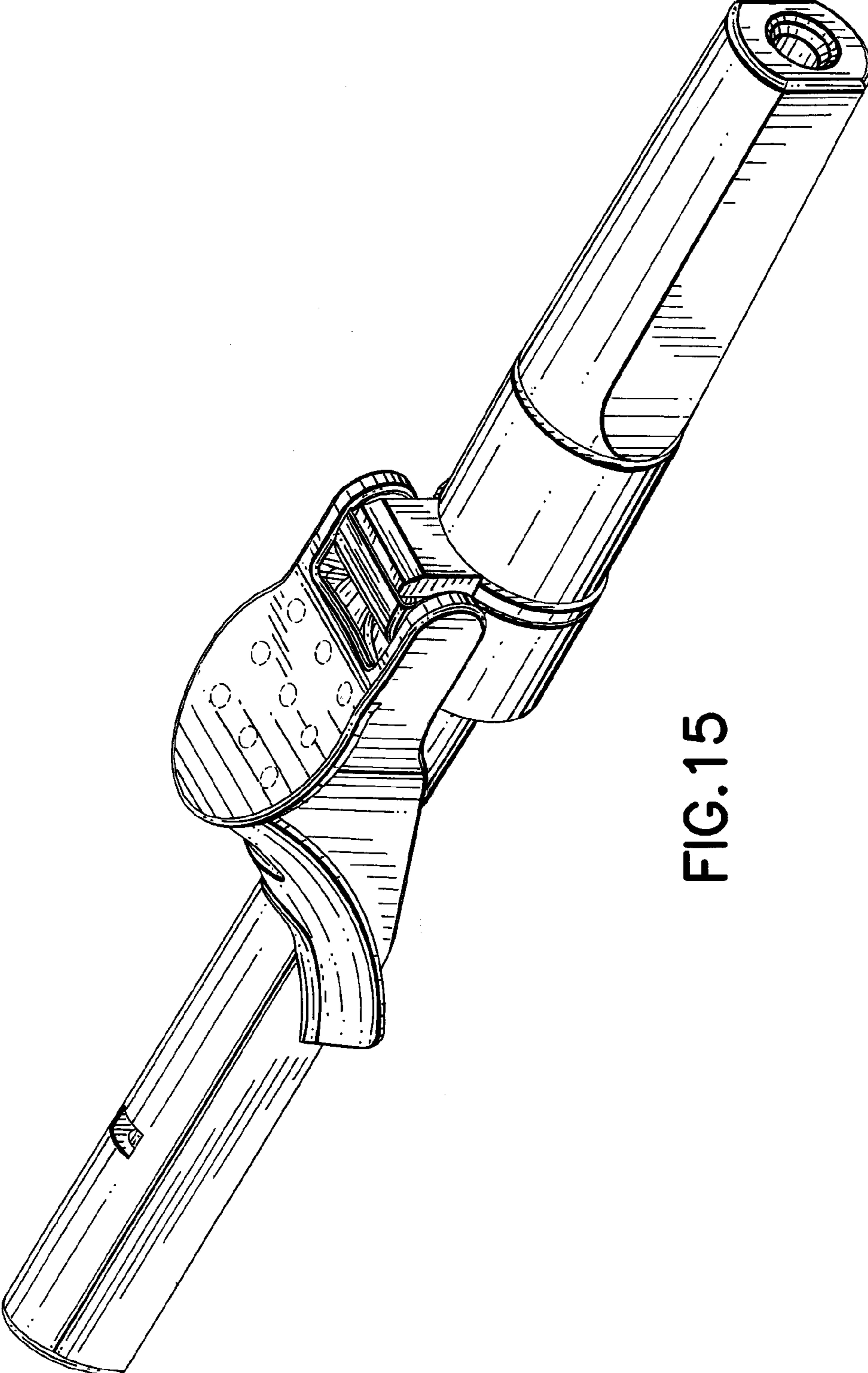


FIG.15

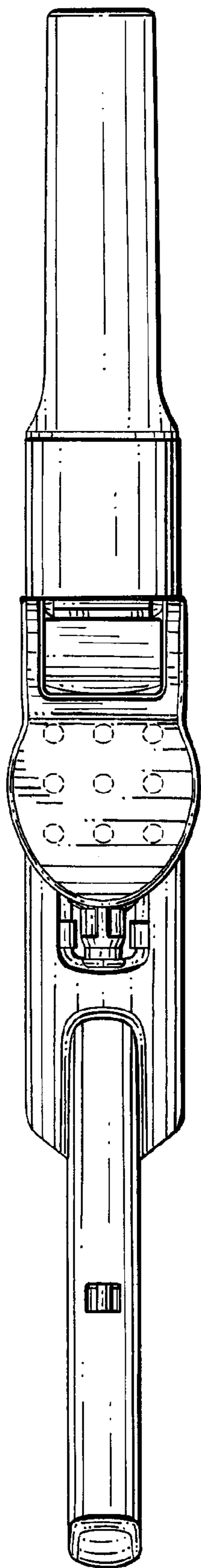


FIG. 16

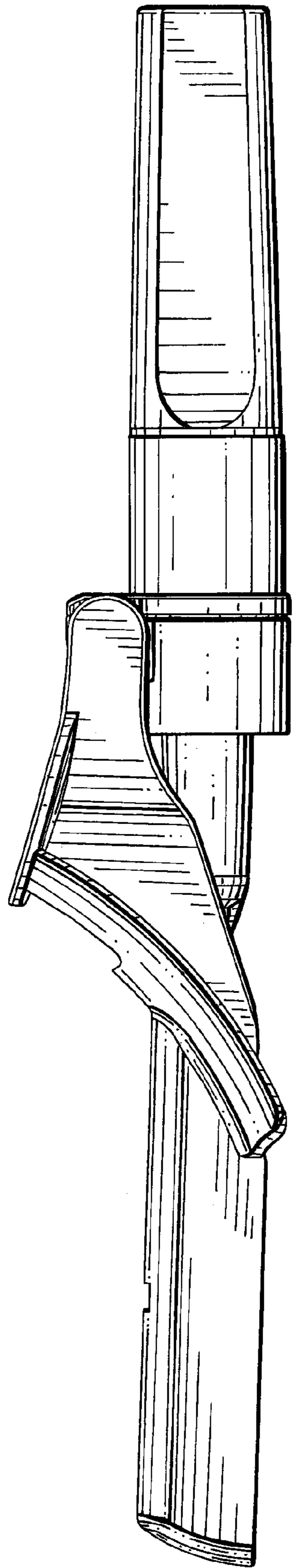


FIG. 17

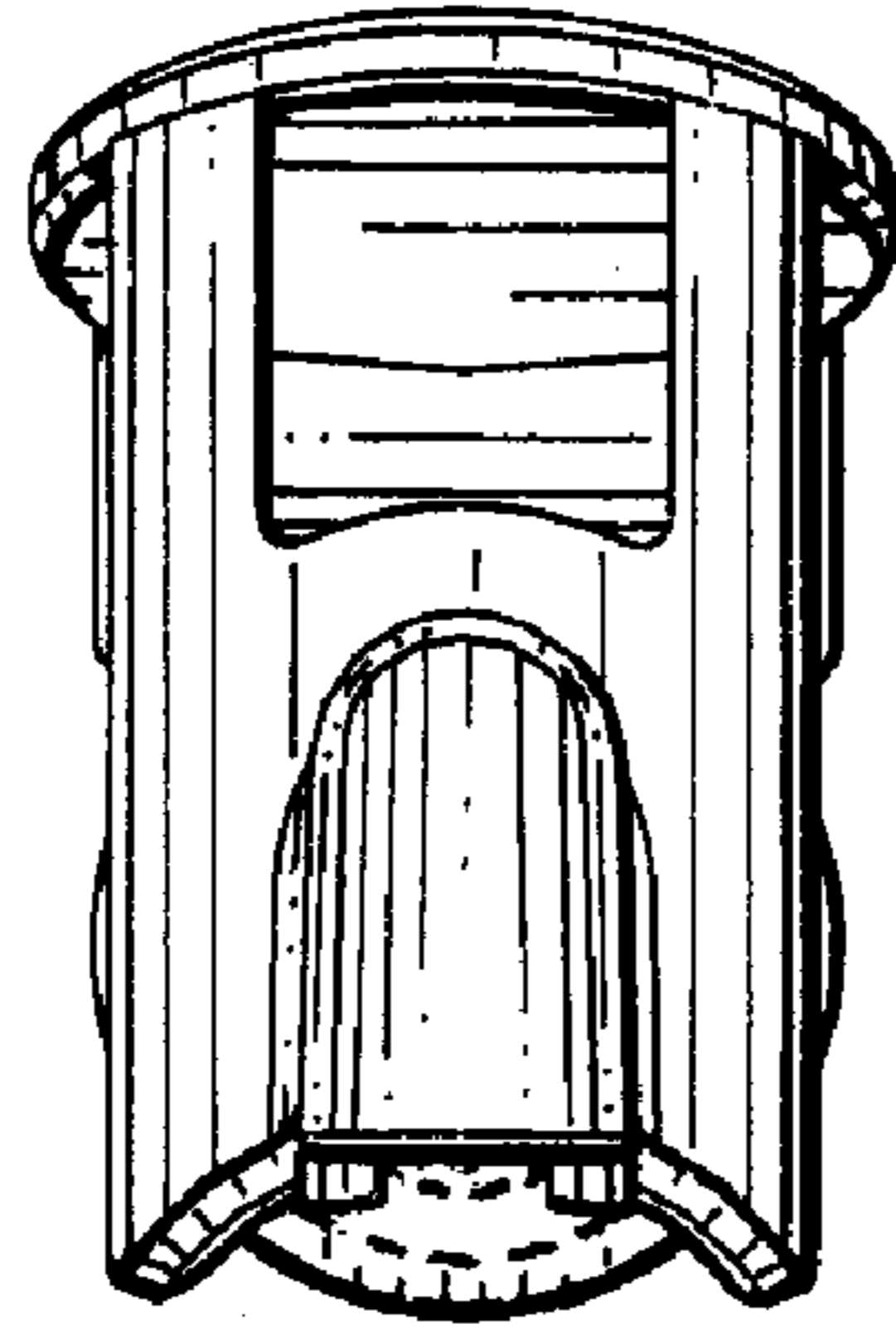


FIG. 18

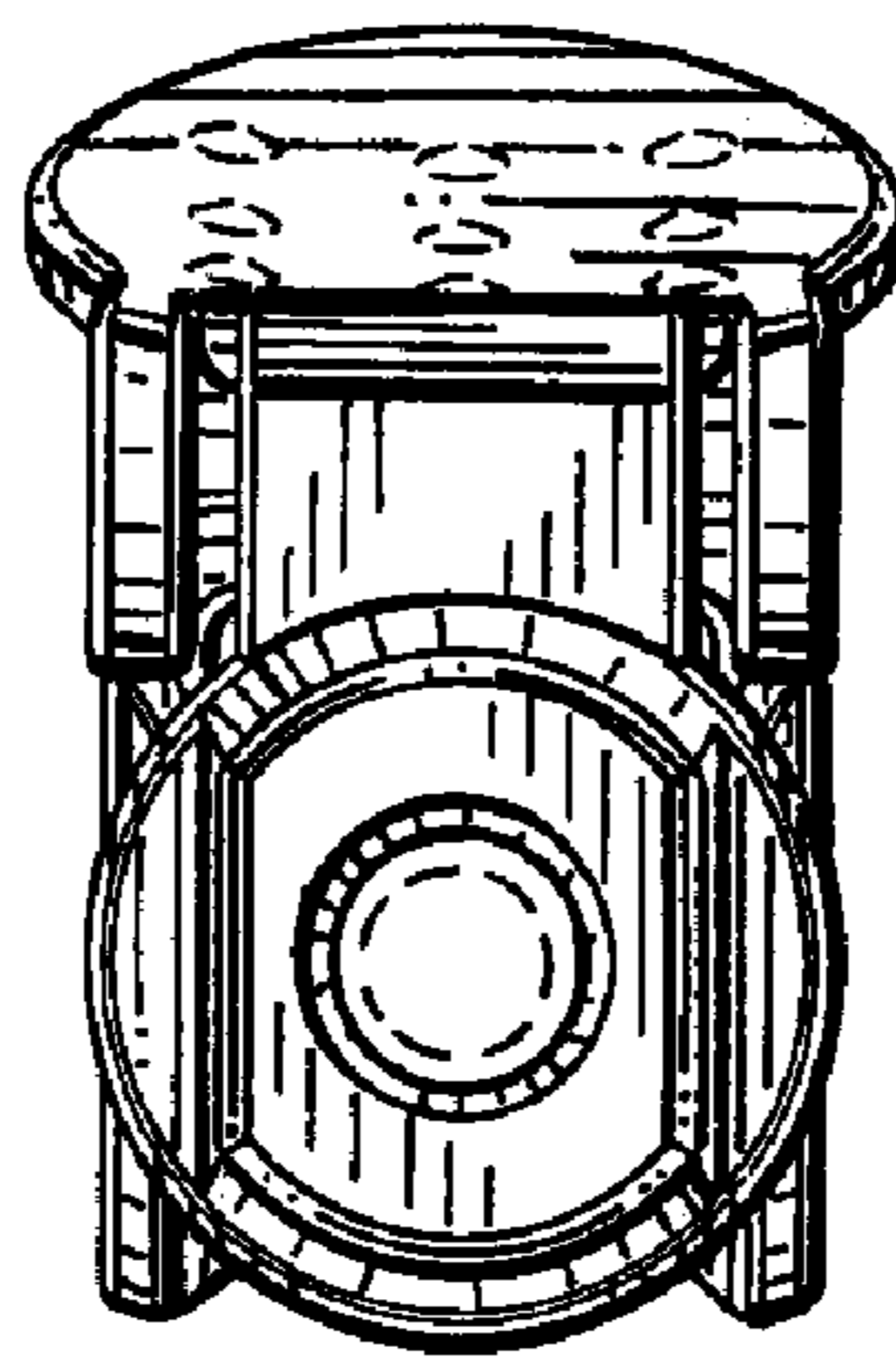


FIG. 19




FIG. 20

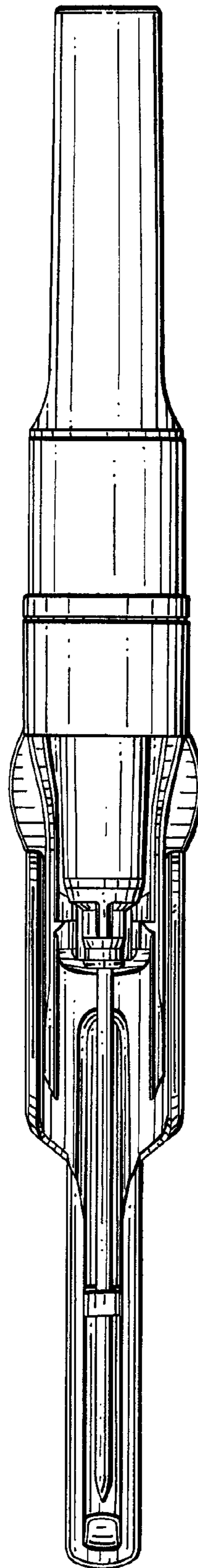


FIG. 21