



US00D601688S

(12) **United States Design Patent**
Abe et al.

(10) **Patent No.:** **US D601,688 S**

(45) **Date of Patent:** **** Oct. 6, 2009**

(54) **PLUG FOR THE INTERIOR OF A TUBE**

7,454,812 B1 * 11/2008 Lyle 15/104.05
D584,375 S * 1/2009 Sims D22/108

(75) Inventors: **Yuji Abe**, Hyogo (JP); **Tomio Yoshino**,
Hyogo (JP)

* cited by examiner

(73) Assignee: **Sumitomo Metal Industries, Ltd.**,
Osaka (JP)

Primary Examiner—T. Chase Nelson

Assistant Examiner—David G Muller

(**) Term: **14 Years**

(74) *Attorney, Agent, or Firm*—Dennis R. Haszko; Eaton
Peabody Patent Groups, LLC

(21) Appl. No.: **29/332,731**

(57) **CLAIM**

(22) Filed: **Feb. 24, 2009**

The ornamental design for a plug for the interior of a tube, as
shown and described.

(30) **Foreign Application Priority Data**

DESCRIPTION

Aug. 25, 2008 (JP) 2008-021715

(51) **LOC (9) Cl.** **23-04**

(52) **U.S. Cl.** **D23/386**

(58) **Field of Classification Search** D23/386,
D23/260, 266; 138/89.1, 89.3, 89.4; 15/104.03,
15/104.05, 104.61; D22/108, 199, 117; 102/442,
102/529; 42/95; D15/21; D24/130; 264/250
See application file for complete search history.

FIG. 1 is a perspective view of the plug for the interior of a
tube showing the design;

FIG. 2 is a front view thereof;

FIG. 3 is a rear view thereof;

FIG. 4 is a top plan view thereof;

FIG. 5 is a bottom plan view thereof;

FIG. 6 is a right side view thereof;

FIG. 7 is a left side view thereof;

FIG. 8 is a cross-sectional view along the line 8—8 in FIG. 2;
and,

FIG. 9 is a further cross-sectional view, along the line 8—8 in
FIG. 2, showing the plug located in the interior of a tube,
together with a jig for removing the plug from the tube.


The broken line showing of the tube and the jig for removing
the plug from the tube is included for the purpose of illustrat-
ing use and environment and forms no part of the claimed
design.

(56) **References Cited**

U.S. PATENT DOCUMENTS

4,069,535	A *	1/1978	Cato	15/104.061
4,083,074	A *	4/1978	Curtis	15/104.061
4,244,073	A *	1/1981	Sagawa	15/104.061
D351,898	S *	10/1994	Stowers, Jr.	D23/260
D393,115	S *	3/1998	Bell et al.	D22/108
6,038,725	A *	3/2000	Knapp	15/104.061
D437,412	S *	2/2001	Maeji et al.	D24/130
D458,350	S *	6/2002	Wagner et al.	D23/260
6,613,261	B2 *	9/2003	Knapp	264/250
6,792,641	B1 *	9/2004	Laker	15/104.061
D545,405	S *	6/2007	Nightlinger et al.	D23/260

1 Claim, 5 Drawing Sheets






FIG. 1




FIG. 2




FIG. 3

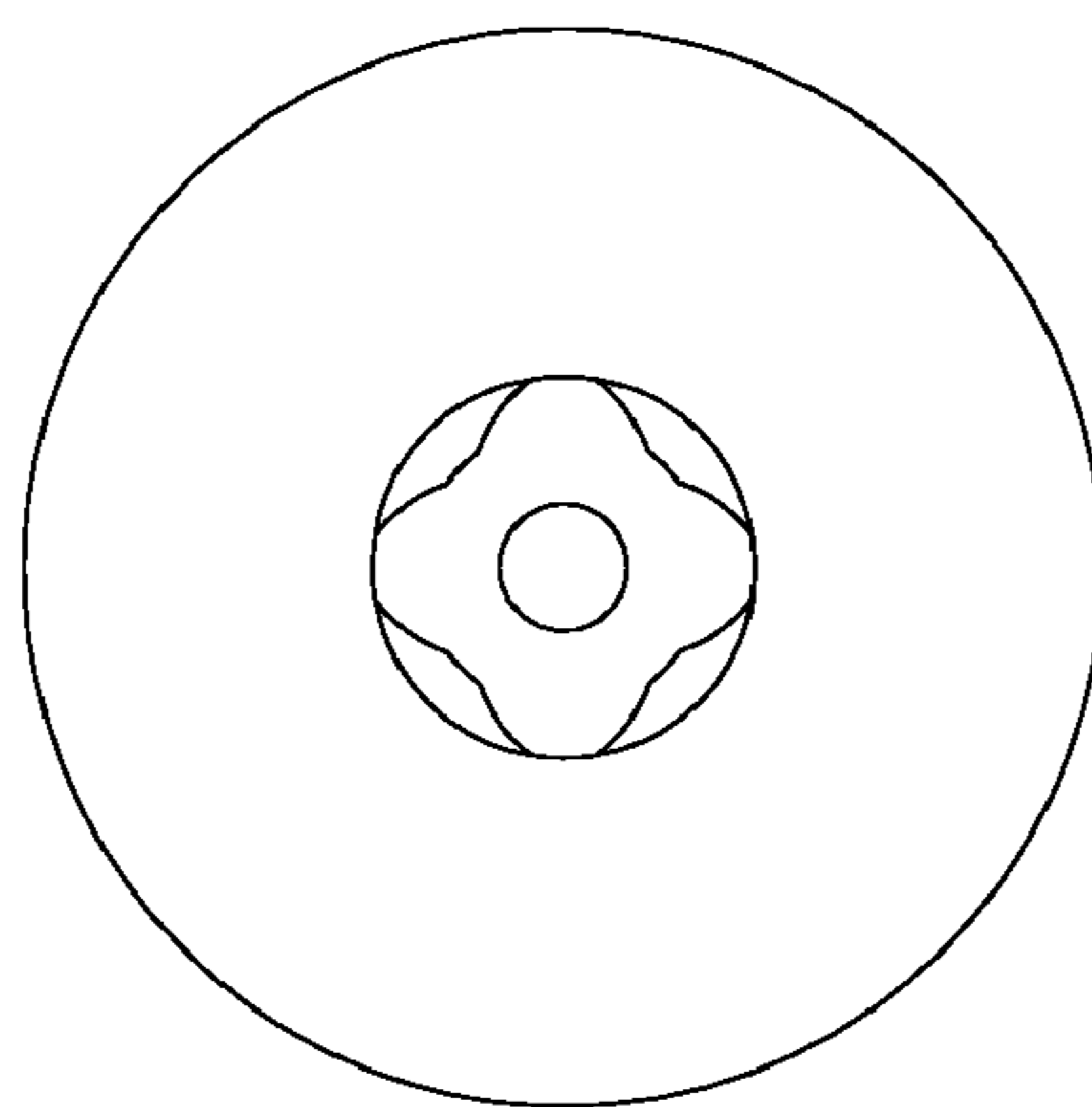


FIG. 4

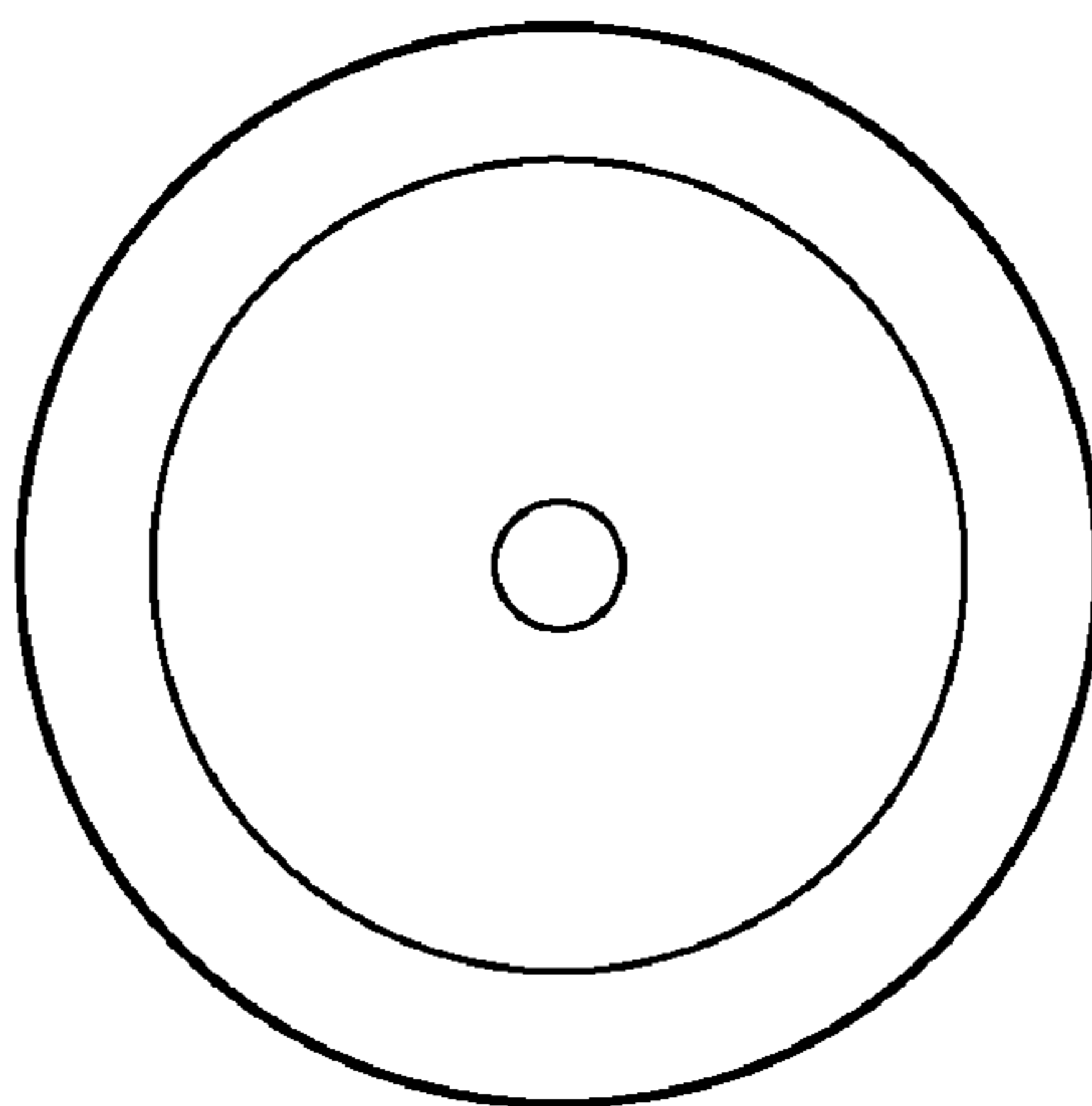


FIG. 5




FIG. 6




FIG. 7




FIG. 8

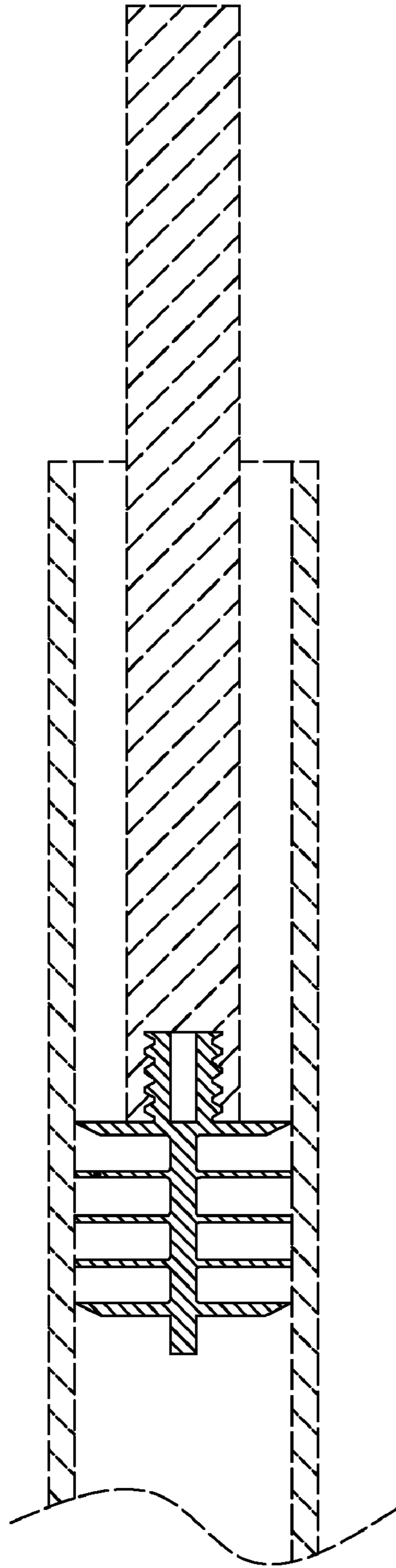


FIG. 9