



US00D601680S

(12) **United States Design Patent**
Soulier

(10) **Patent No.:** **US D601,680 S**

(45) **Date of Patent:** **** Oct. 6, 2009**

(54) **LAVATORY**

(75) Inventor: **Jean-Hugues Soulier**, Paris (FR)

(73) Assignee: **Kohler Co.**, Kohler, WI (US)

(**) Term: **14 Years**

(21) Appl. No.: **29/332,473**

(22) Filed: **Feb. 17, 2009**

(30) **Foreign Application Priority Data**

Aug. 20, 2008 (EM) 000989314-0001

(51) **LOC (9) Cl.** **23-01**

(52) **U.S. Cl.** **D23/293.1**

(58) **Field of Classification Search** D23/270–271,
D23/273–274, 284, 286–287, 292–293.1,
D23/308; 4/619, 631, 637, 661
See application file for complete search history.

(56) **References Cited**

U.S. PATENT DOCUMENTS

D563,535 S * 3/2008 Kergoet D23/293.1
D585,127 S * 1/2009 Thalmann et al. D23/293.1
D588,244 S * 3/2009 Lee et al. D23/293.1
D592,292 S * 5/2009 Kakihana et al. D23/293.1

OTHER PUBLICATIONS

Stone Forrest. “Verona Vessel”. Model No. C50-24, Copyright 2004
Stone Forest, Inc.

Kohler Co. “Demilav Wading Pool Lavatory”. Model No. K-2833.
Color online catalog.

Kohler Co. “Iron/Impressions”. Model No. K-3049-1, Kohler online
catalog. Copyright 2008 Kohler Co.

* cited by examiner

Primary Examiner—Robert A Delehanty

(74) *Attorney, Agent, or Firm*—Quarles & Brady LLP

(57) **CLAIM**

The ornamental design for a lavatory, as shown and described.

DESCRIPTION

In a preferred embodiment, the nature of this product is a
lavatory for washing various items and human body parts.

FIG. 1 is a top, left, front perspective view of a lavatory
embodying my new design;

FIG. 2 is a top plan view thereof;

FIG. 3 is a front elevational view thereof;

FIG. 4 is a rear elevational view thereof;

FIG. 5 is a left side elevational view thereof, the right side
elevational view thereof being a mirror image of the left side
shown;

FIG. 6 is a bottom plan view thereof; and,

FIG. 7 is a sectional view take along line 7—7 of FIG. 2.

The broken line representations in the figures are for the
purpose of illustration only, and form no part of the claimed
design.

1 Claim, 3 Drawing Sheets




FIG. 1

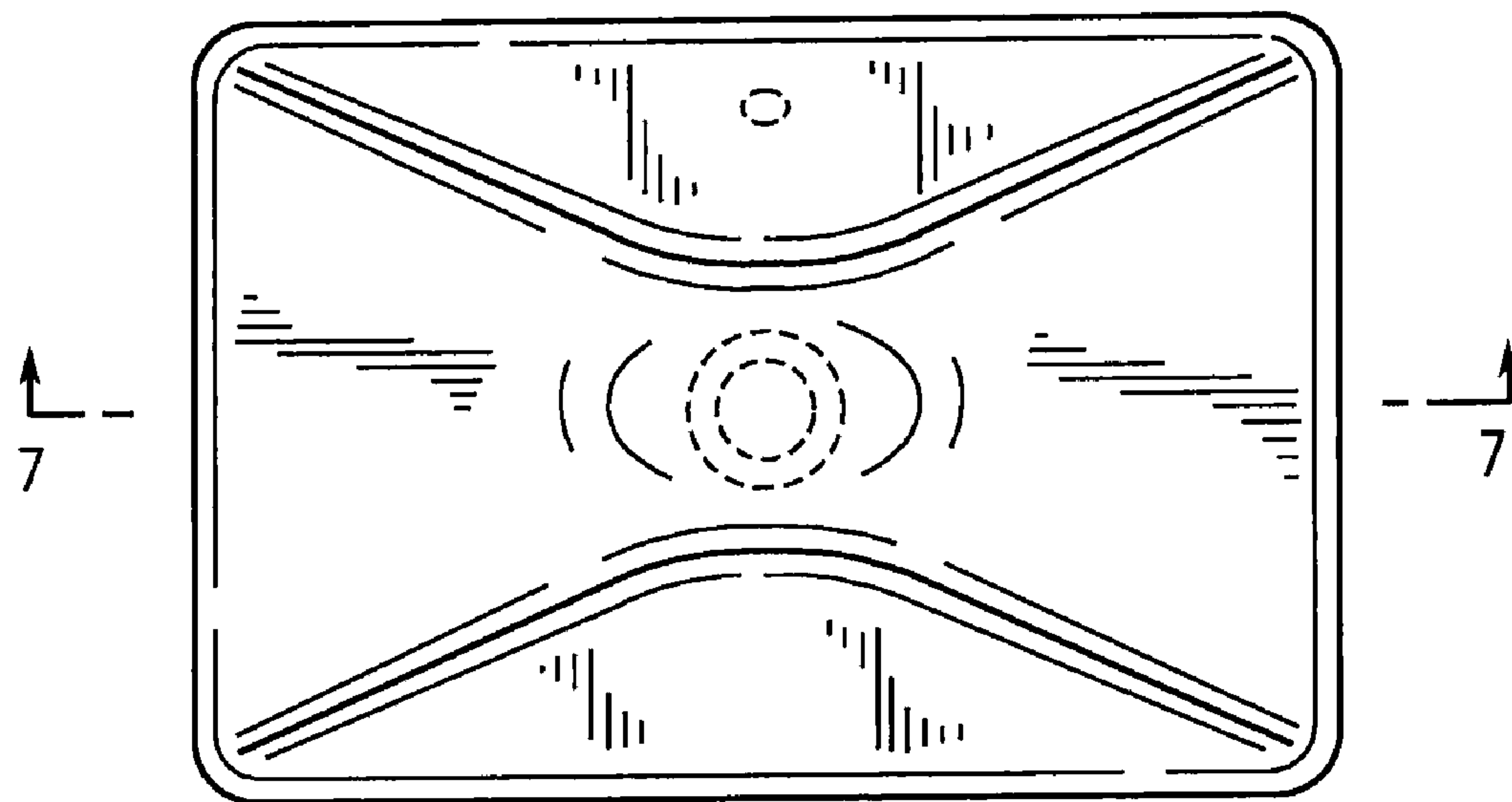



FIG. 2

FIG. 3

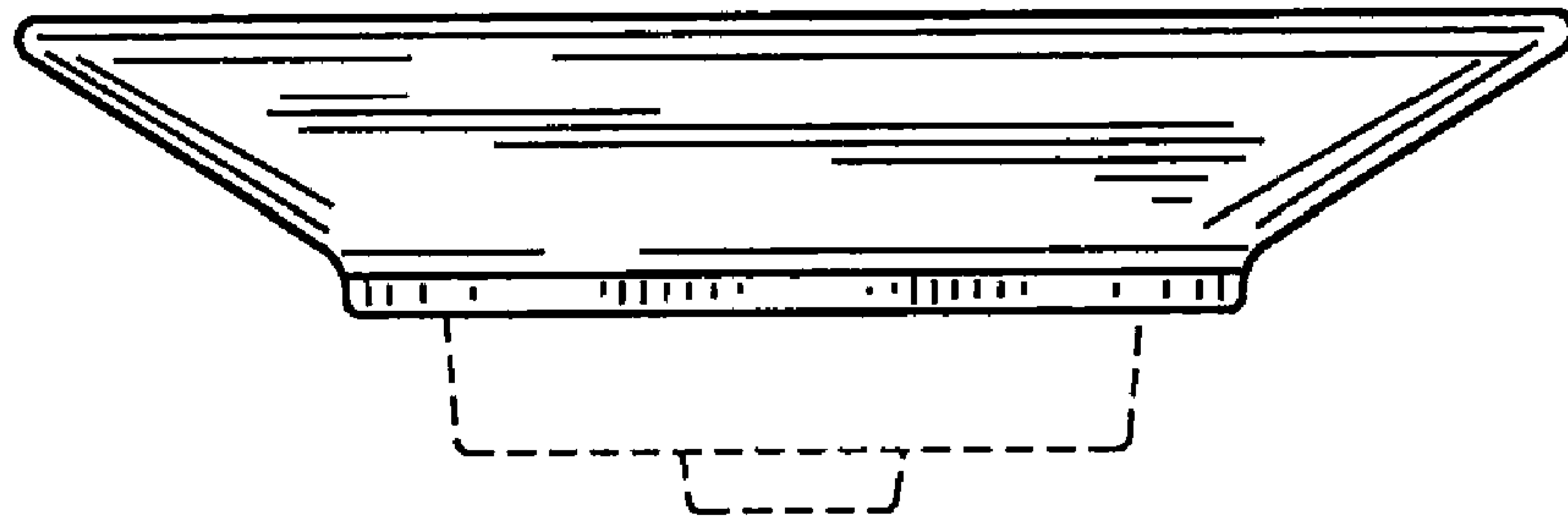


FIG. 4





FIG. 5



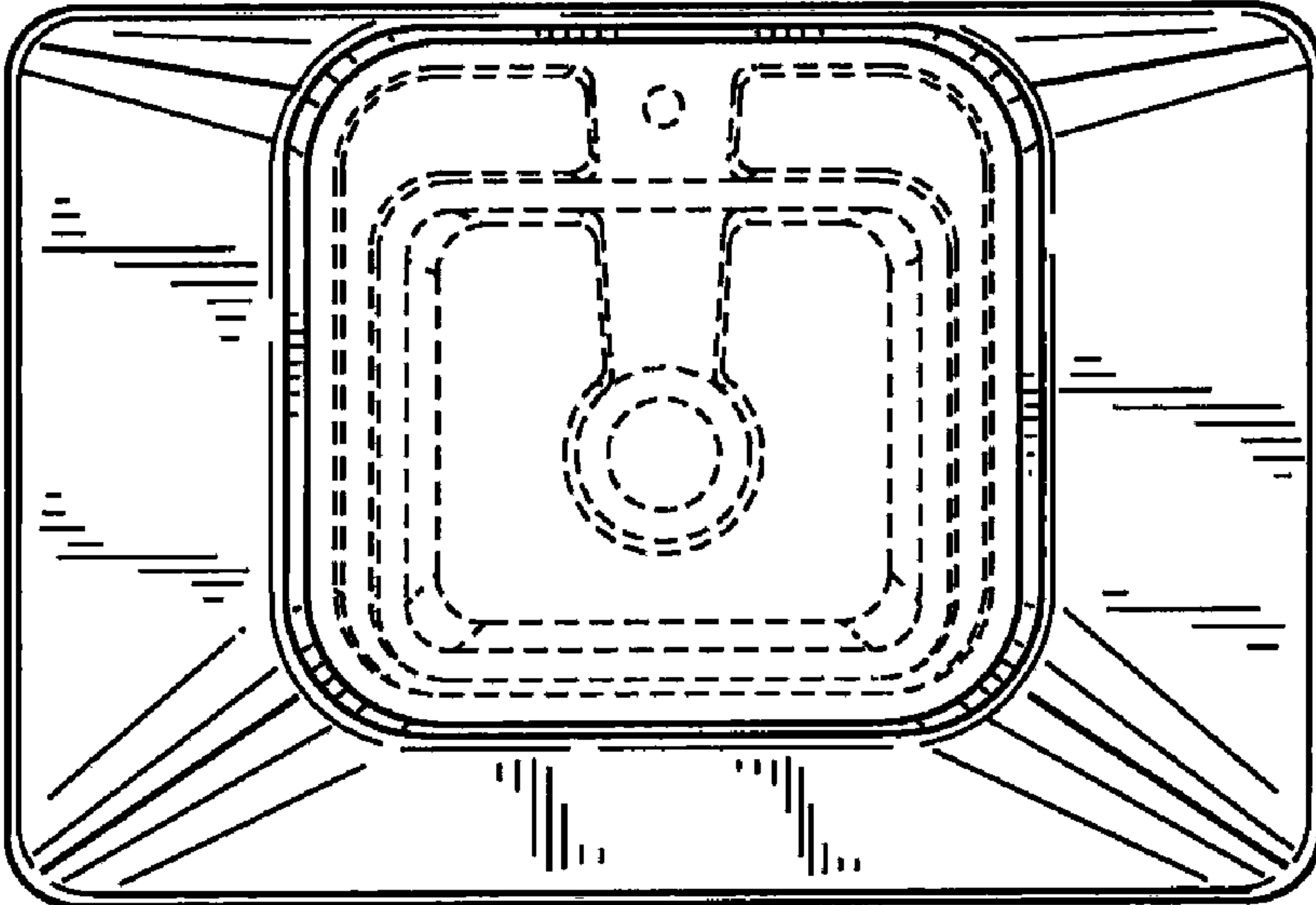


FIG. 6

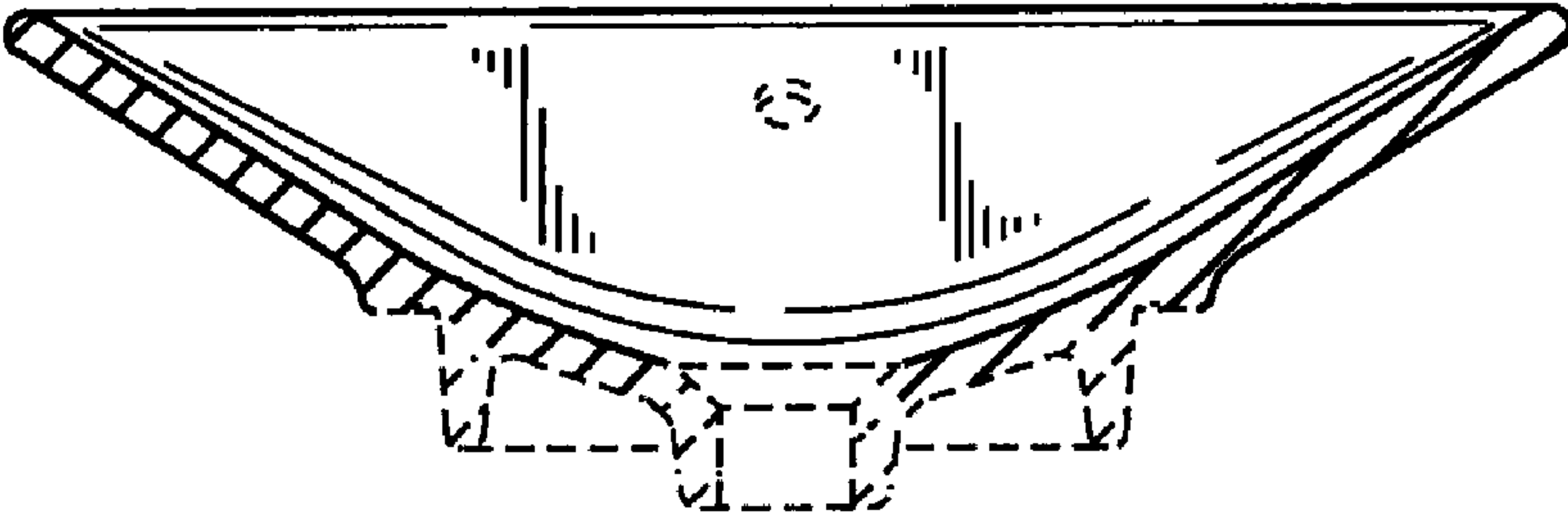


FIG. 7