



US00D601676S

(12) **United States Design Patent**
Soulier

(10) **Patent No.:** **US D601,676 S**

(45) **Date of Patent:** **** Oct. 6, 2009**

(54) **PLUMBING FIXTURE SUPPORT**

(75) Inventor: **Jean-Hugues Soulier**, Paris (FR)

(73) Assignee: **Kohler France SAS**, Paris (FR)

(**) Term: **14 Years**

(21) Appl. No.: **29/320,610**

(22) Filed: **Jun. 30, 2008**

(30) **Foreign Application Priority Data**

Jan. 4, 2008 (EM) 000853346-0002

(51) **LOC (9) Cl.** **23-01**

(52) **U.S. Cl.** **D23/292**

(58) **Field of Classification Search** D23/270–271,
D23/273–274, 284, 286–287, 292–293.1,
D23/303, 308; 4/619, 631, 637, 661
See application file for complete search history.

(56) **References Cited**

U.S. PATENT DOCUMENTS

D472,616 S * 4/2003 Newson D23/292
D556,304 S * 11/2007 Soulier D23/308

FOREIGN PATENT DOCUMENTS

GB 3010593 7/2003
TR 2003/00279 2/2003
TR 2007/01500 4/2007

OTHER PUBLICATIONS

Victorian Bathrooms. “Gloria”. Victorian Bathrooms online catalog,
p. 63.

Stelrad. “Pedestal—Sinks”. Model No. 1001 WHI. Stelrad catalog.
Kohler Co. “Pinoir”. Model No. K-2015-1-47. Kohler Co. catalog, p.
11.45. Copyright 2004 Kohler Co.

* cited by examiner

Primary Examiner—Robert A Delehanty
(74) *Attorney, Agent, or Firm*—Quarles & Brady LLP

(57) **CLAIM**

The ornamental design for a plumbing fixture support, as
shown and described.

DESCRIPTION

In a preferred embodiment, the nature of this product is a
pedestal such as can be used to support a lavatory.

FIG. 1 is a left, top, front perspective view of a plumbing
fixture support embodying my new design;

FIG. 2 is a front elevational view thereof;

FIG. 3 is a left side elevational view thereof, the right side
elevational view thereof being a mirror image of the left side
shown;

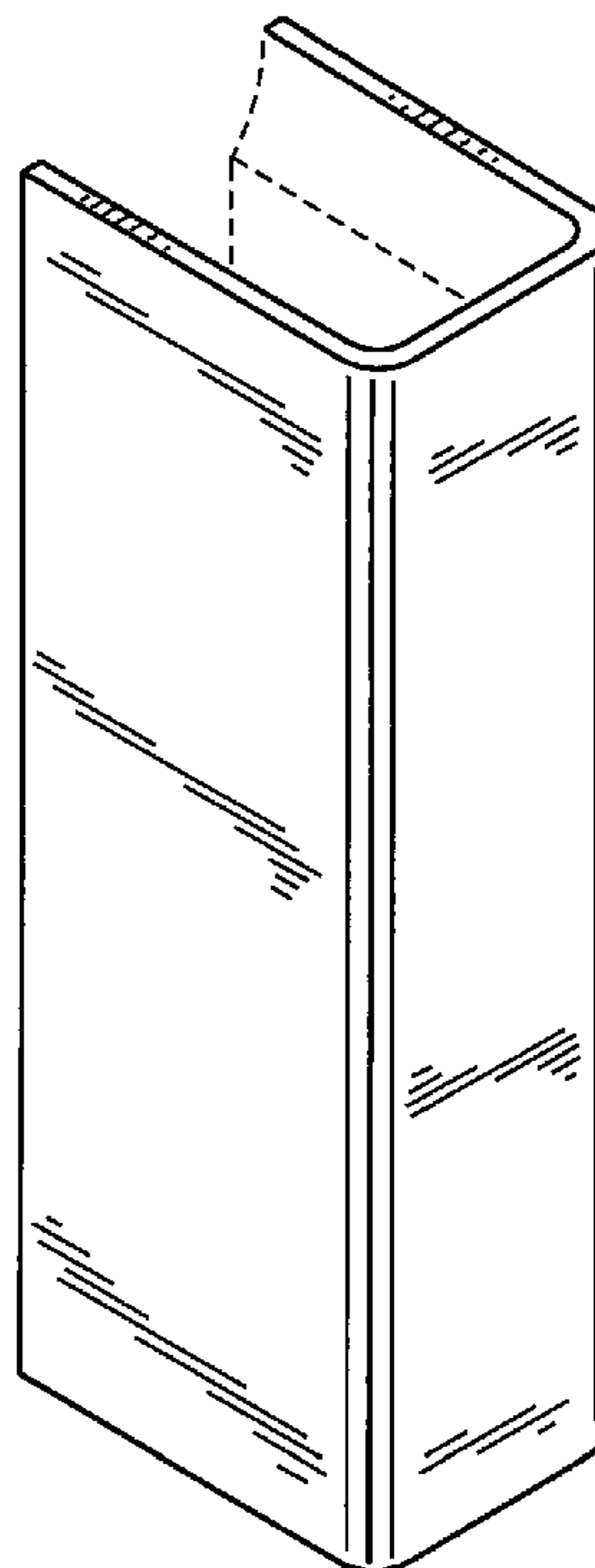
FIG. 4 is a top plan view thereof;

FIG. 5 is a bottom plan view thereof; and,

FIG. 6 is a rear elevational view thereof.

The broken line representations in the figures are for the
purpose of illustration only, and form no part of the claimed
design.

1 Claim, 3 Drawing Sheets



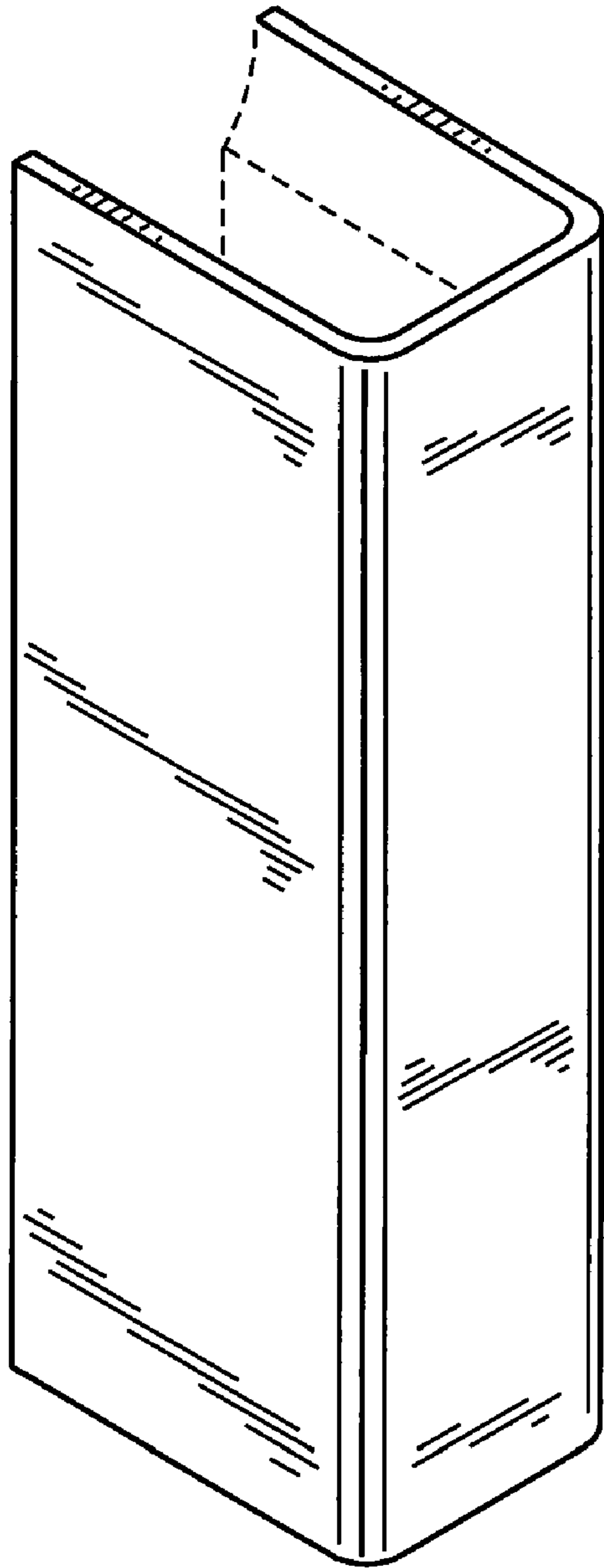


FIG. 1




FIG. 2




FIG. 3

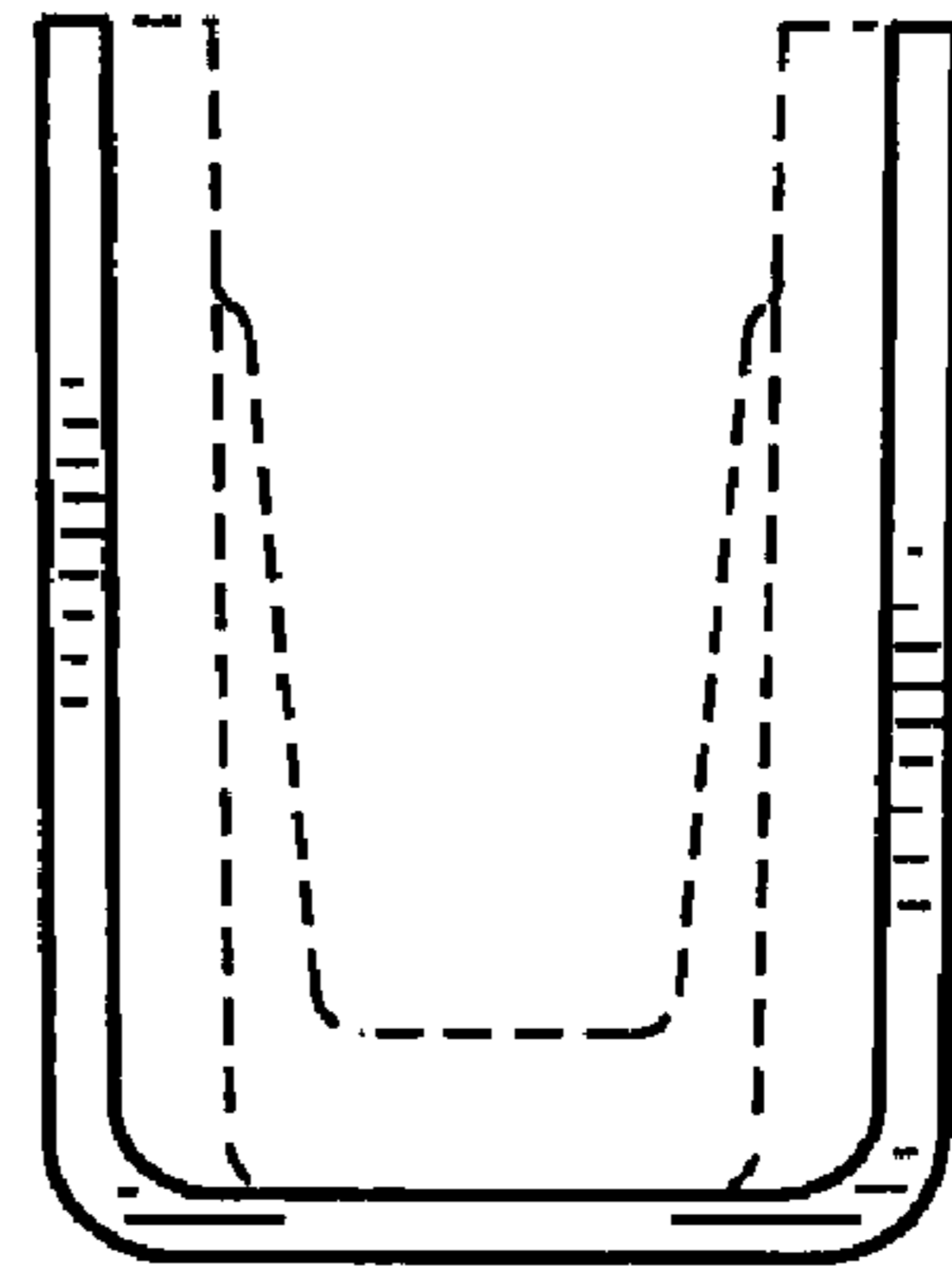


FIG. 4

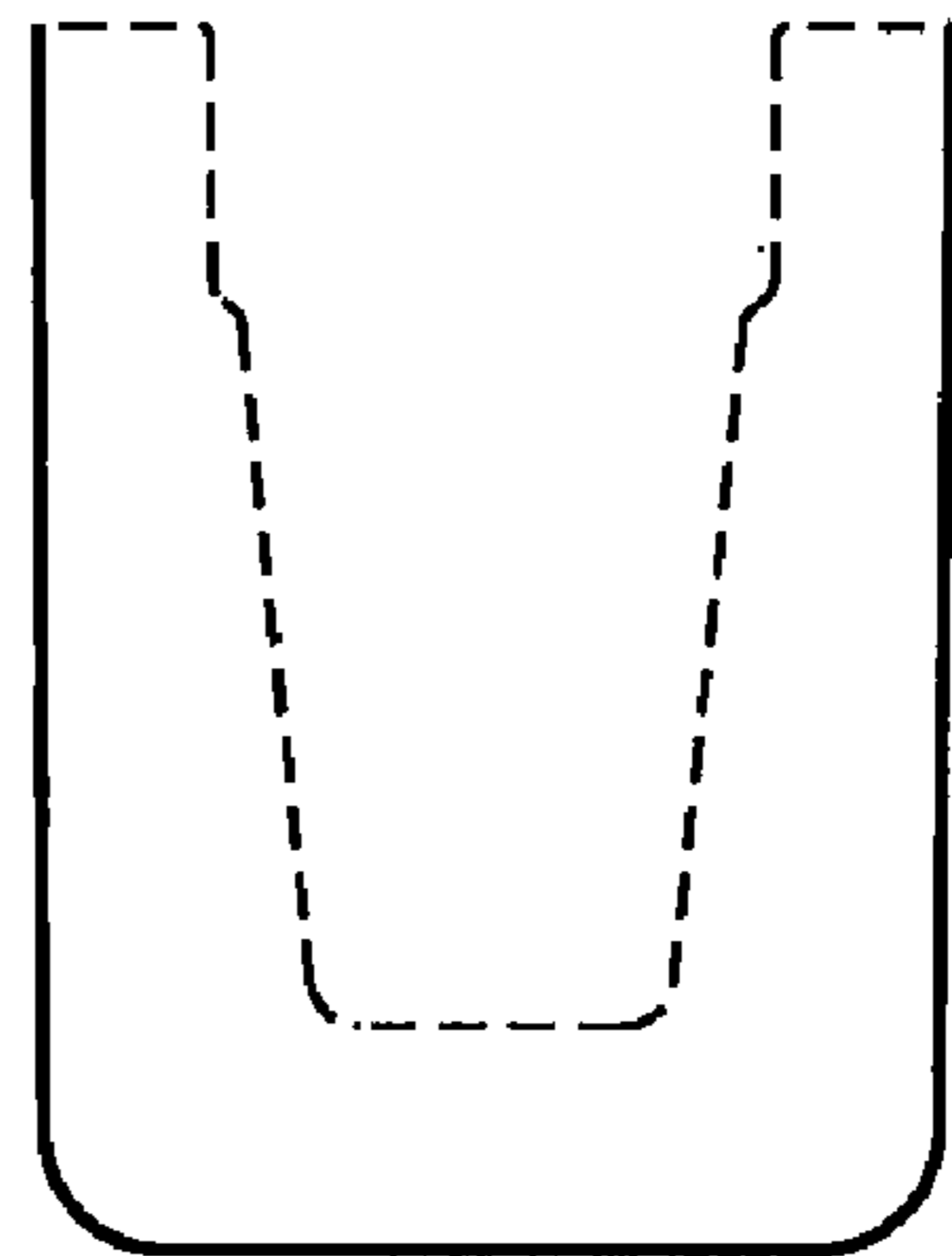


FIG. 5

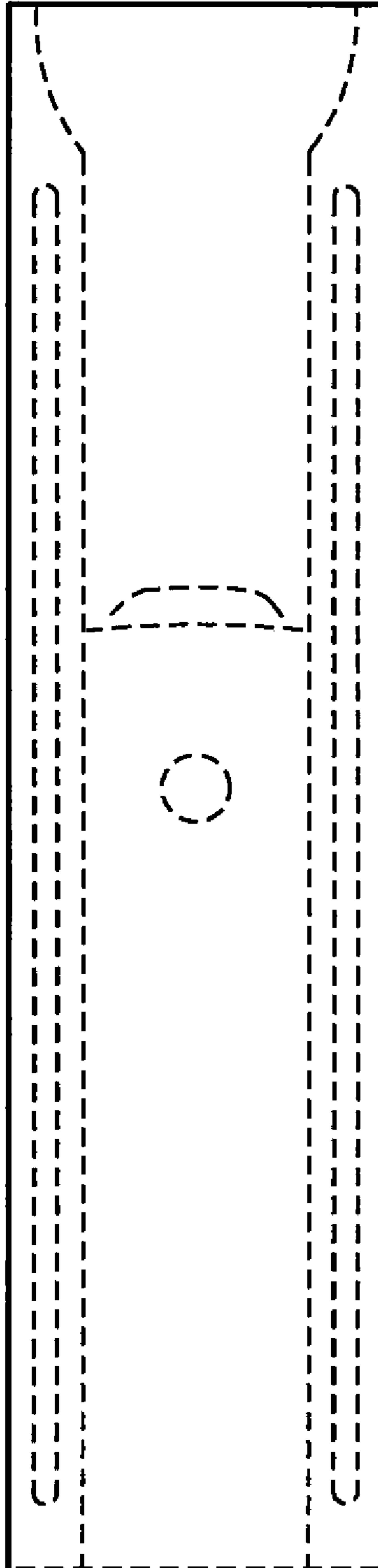


FIG. 6