



US00D601664S

(12) **United States Design Patent**
Bailey

(10) **Patent No.:** **US D601,664 S**

(45) **Date of Patent:** **** Oct. 6, 2009**

(54) **FAUCET**

(75) Inventor: **Jordan Bailey**, Noblesville, IN (US)

(73) Assignee: **Masco Corporation of Indiana**,
Indianapolis, IN (US)

(**) Term: **14 Years**

(21) Appl. No.: **29/334,532**

(22) Filed: **Mar. 27, 2009**

(51) **LOC (9) Cl.** **23-01**

(52) **U.S. Cl.** **D23/241**

(58) **Field of Classification Search** D23/200,
D23/238–257; 4/675–678; 137/801; D6/512,
D6/546, 550; D8/300, 307–308, 310–312,
D8/321; 16/110.1, 441

See application file for complete search history.

(56) **References Cited**

U.S. PATENT DOCUMENTS

D57,193 S *	3/1921	Mueller	D23/239
D72,505 S *	4/1927	Eweyk	D23/243
D77,024 S *	11/1928	Mueller	D23/240
D149,386 S *	4/1948	Smolensky	D23/243
D242,455 S *	11/1976	Jones	D23/241
D291,114 S *	7/1987	Piesco	D23/239
D426,289 S *	6/2000	Levine	D23/242
D466,981 S *	12/2002	Cosolito et al.	D23/238
D472,608 S *	4/2003	Shieh	D23/241
D490,142 S *	5/2004	Ouyoung	D23/241
D492,391 S *	6/2004	Herbeau	D23/241
D497,197 S *	10/2004	Warshawsky	D23/243
D497,410 S *	10/2004	Warshawsky	D23/241
D507,330 S *	7/2005	Find et al.	D23/255
D511,815 S *	11/2005	Egee	D23/241
D512,485 S *	12/2005	Kulig	D23/241
D516,177 S *	2/2006	Ouyoung	D23/241
D516,681 S *	3/2006	Gilbert	D23/249
D522,095 S *	5/2006	Chung	D23/249
D524,418 S *	7/2006	Schaffeld et al.	D23/241

D524,916 S *	7/2006	Schaffeld et al.	D23/249
D532,871 S *	11/2006	Berberet	D23/241
D533,637 S *	12/2006	Berberet	D23/241
D533,638 S *	12/2006	Castellanos	D23/241
D540,918 S *	4/2007	Haug et al.	D23/241
D567,910 S *	4/2008	Shieh	D23/241
D569,482 S *	5/2008	Hanna	D23/238
D569,485 S *	5/2008	Daunter et al.	D23/241
D577,105 S *	9/2008	Eilmus	D23/238
D583,440 S *	12/2008	Spangler	D23/241
D589,595 S *	3/2009	Eilmus	D23/238
D590,920 S *	4/2009	Eckhaus	D23/238
D591,400 S *	4/2009	Eckhaus	D23/238
D591,401 S *	4/2009	Eckhaus	D23/238
D591,402 S *	4/2009	Eckhaus	D23/238
D591,830 S *	5/2009	Shieh	D23/238
D592,279 S *	5/2009	Eckhaus	D23/241

* cited by examiner

Primary Examiner—T. Chase Nelson

Assistant Examiner—Mark Cavanna

(74) *Attorney, Agent, or Firm*—Edgar A. Zarins; Nirav D. Parikh

(57) **CLAIM**

The ornamental design for a faucet, as shown and described.

DESCRIPTION

FIG. 1 is a front perspective view of a faucet showing my new design;

FIG. 2 is a rear perspective view thereof;

FIG. 3 is a front elevational view thereof;

FIG. 4 is a rear elevational view thereof;

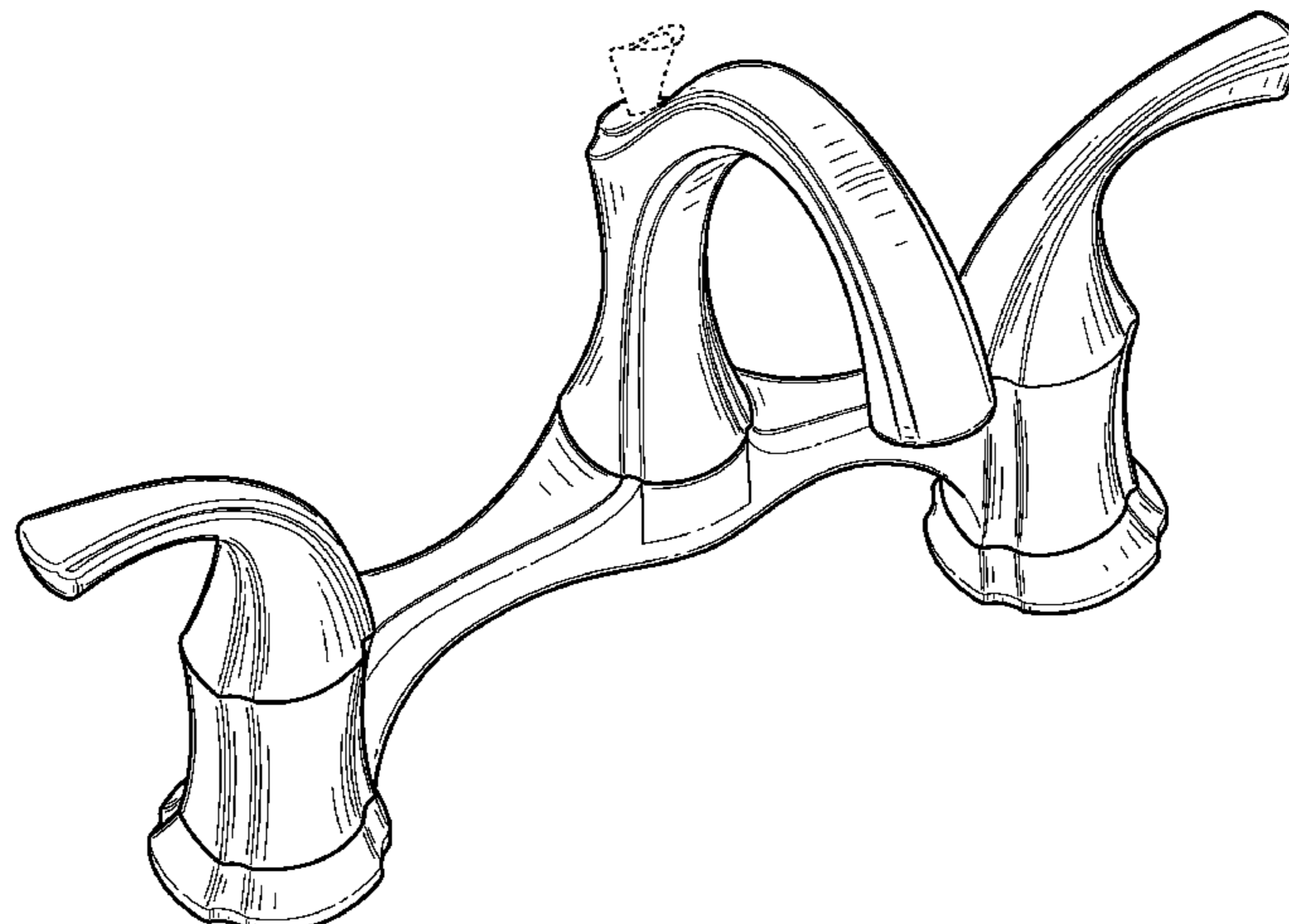
FIG. 5 is a top plan view thereof;

FIG. 6 is a left side elevational view thereof; and,

FIG. 7 is a right side elevational view thereof.

The broken lines in the drawings represent unclaimed portions of the FAUCET and form no part thereof.

1 Claim, 7 Drawing Sheets



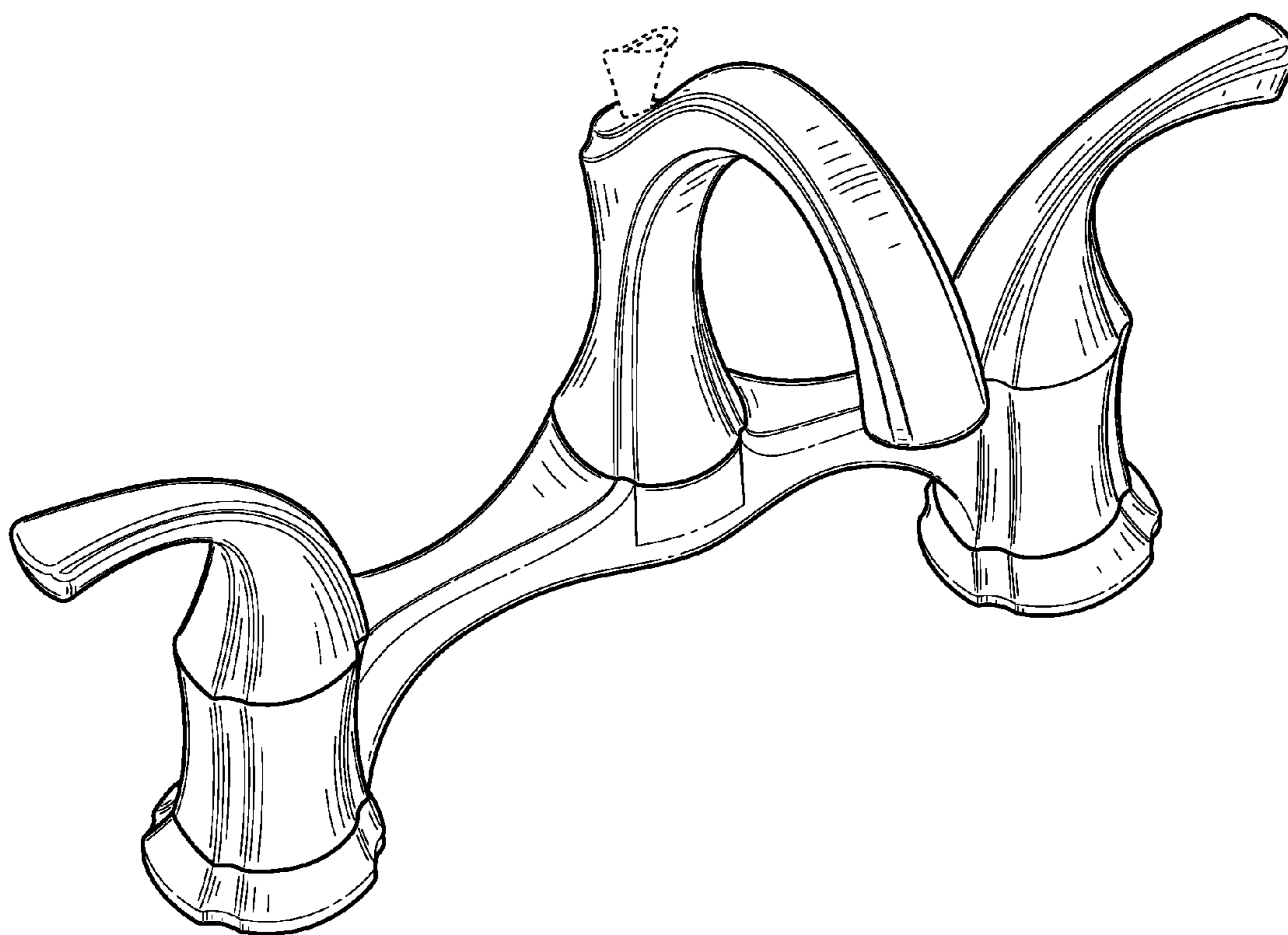


FIG. 1

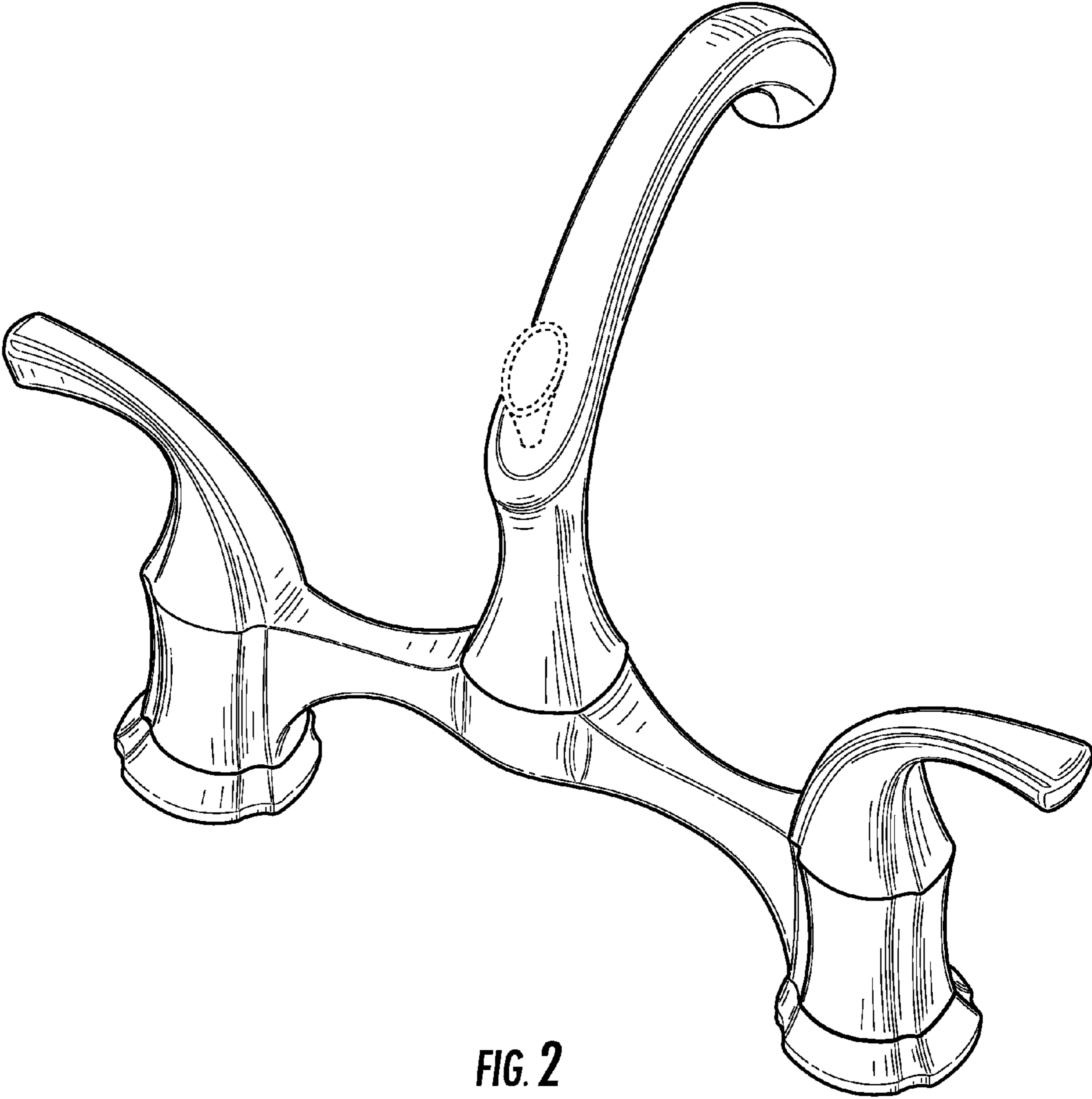


FIG. 2

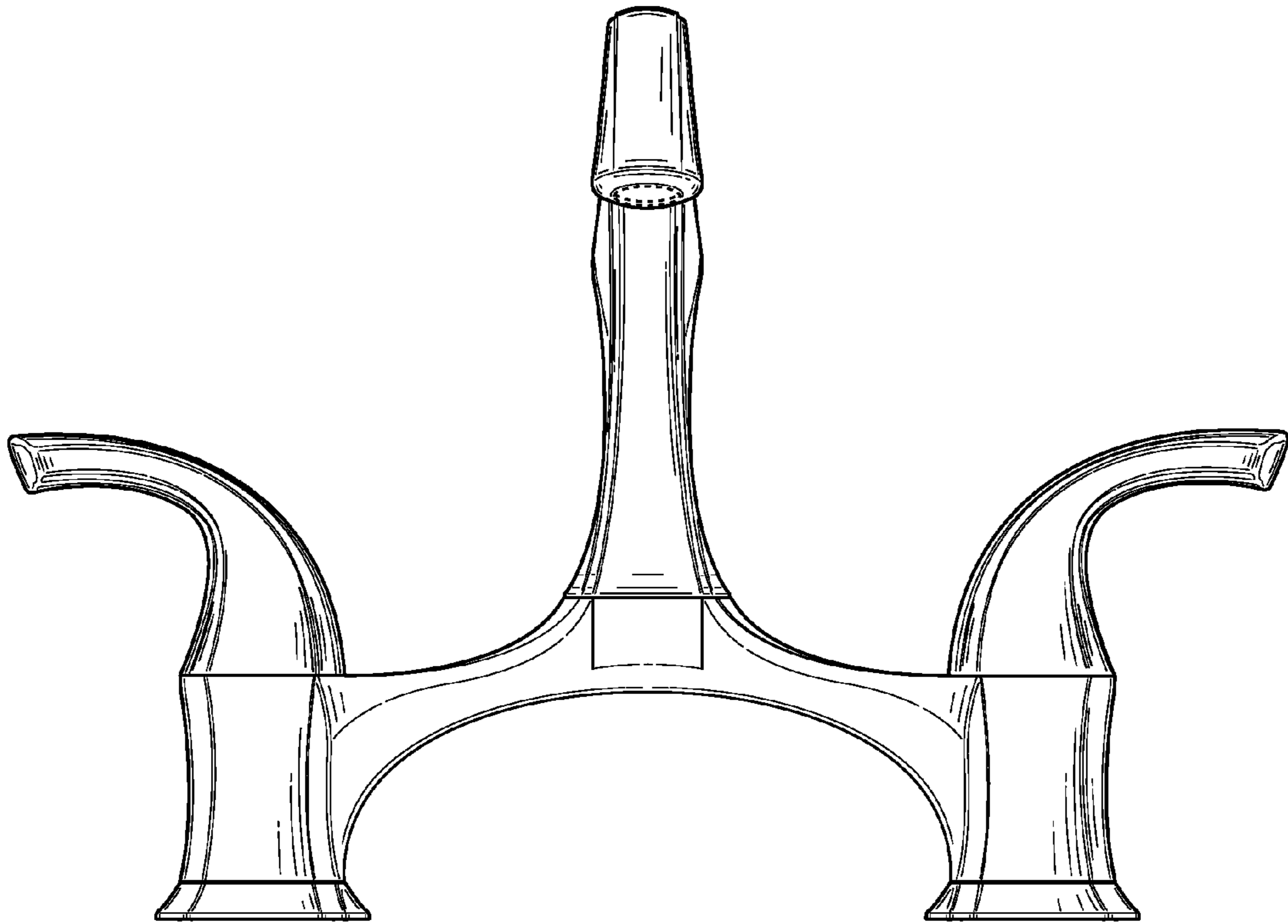


FIG. 3

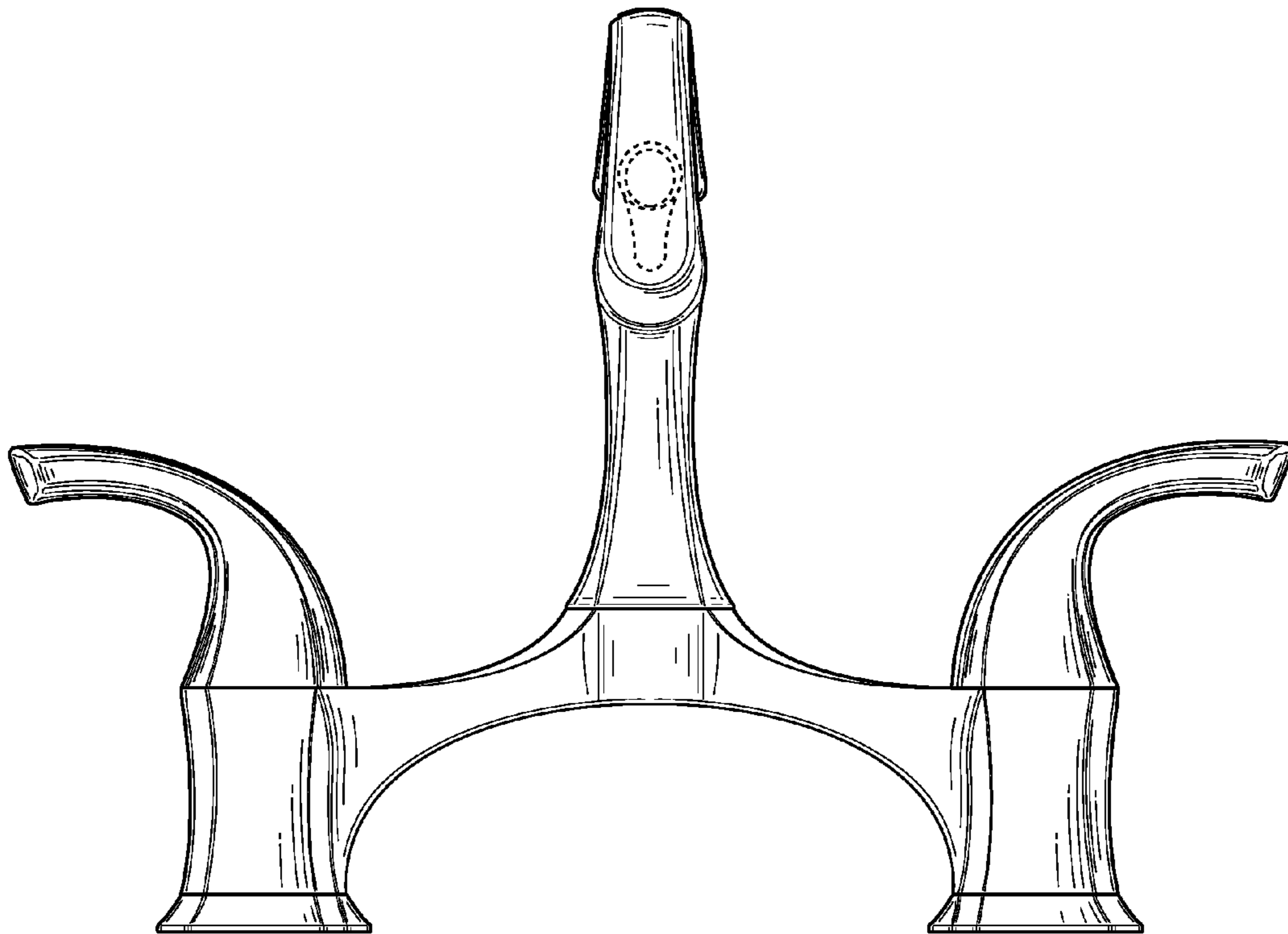


FIG. 4

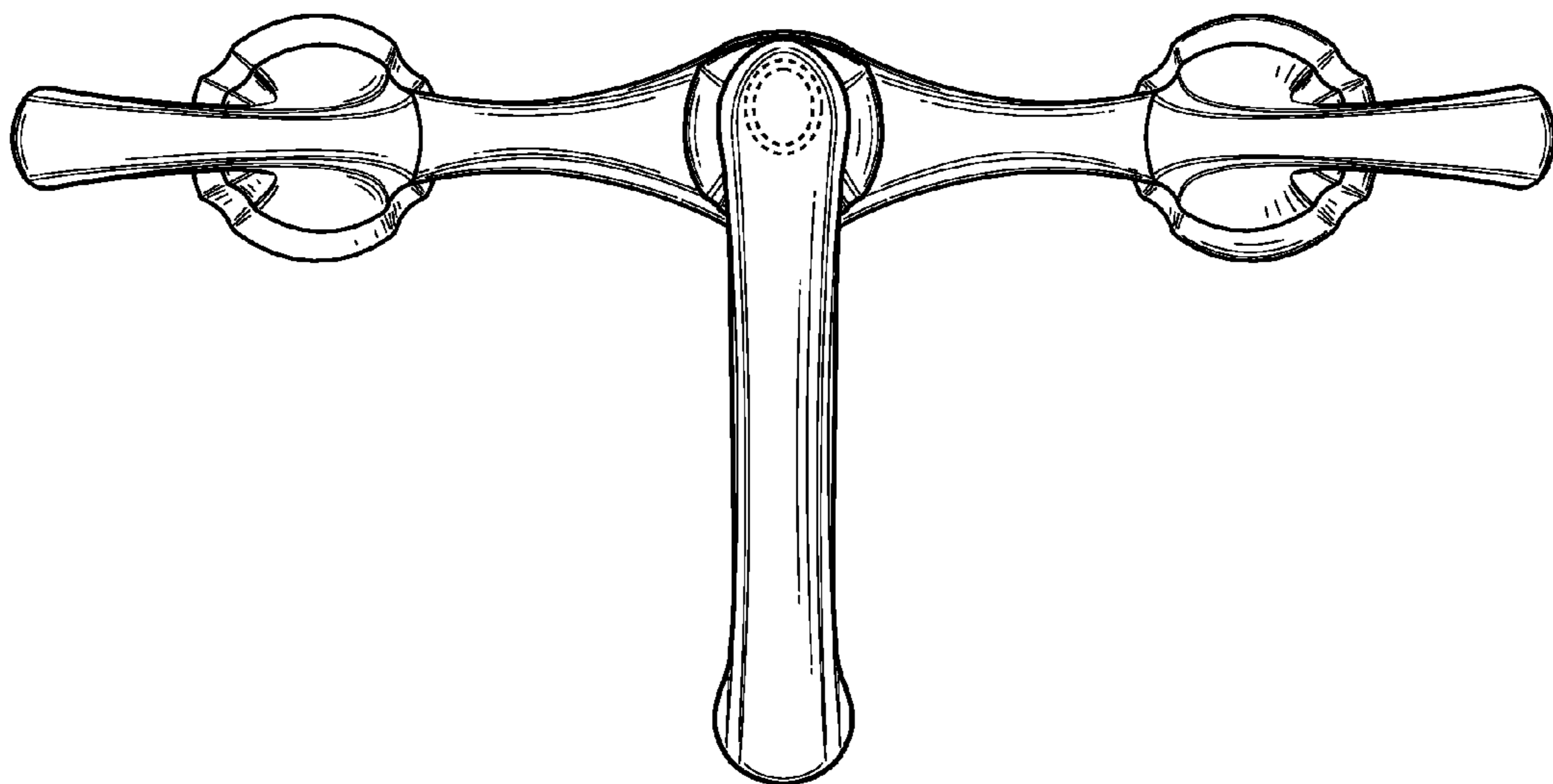


FIG. 5

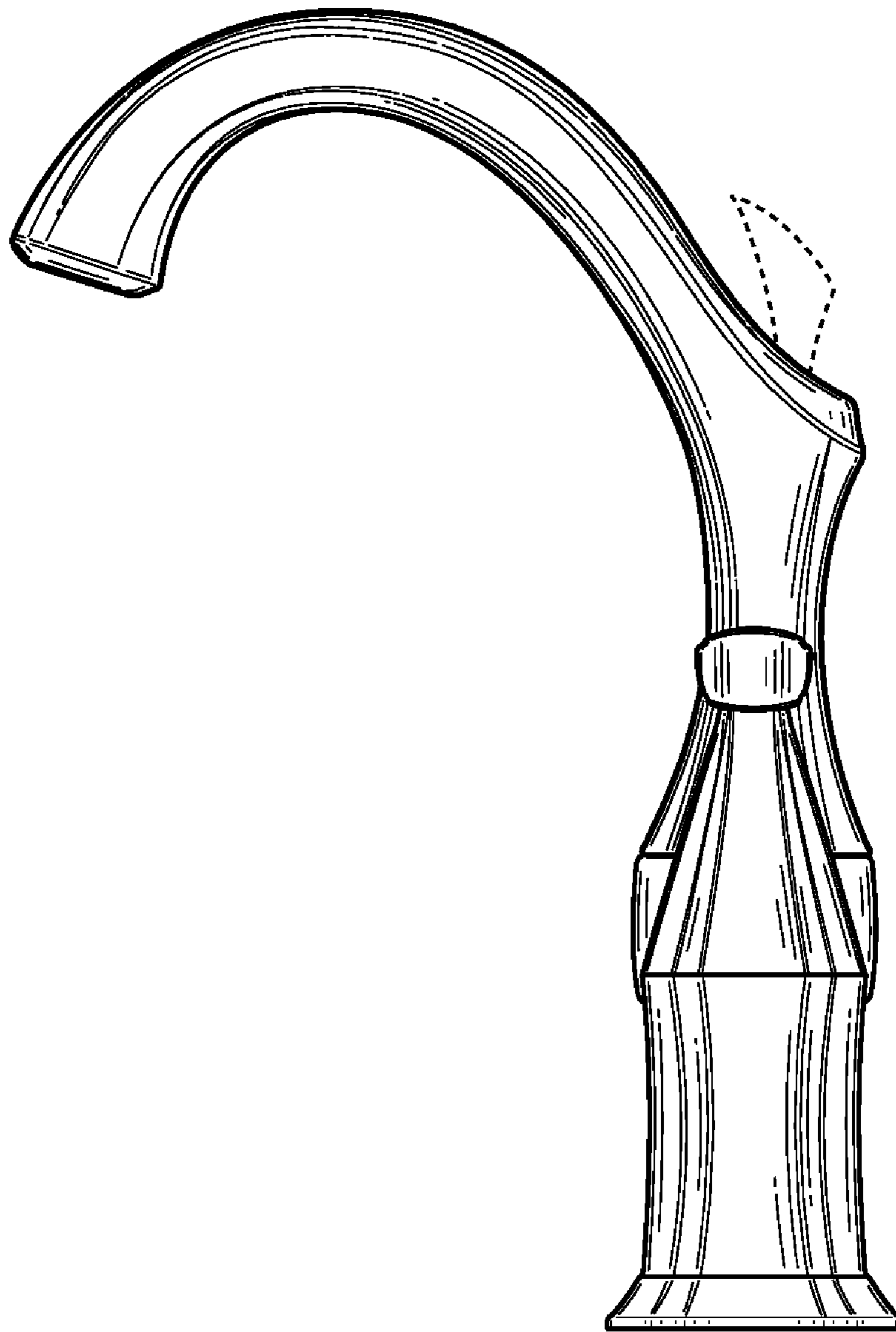


FIG. 6

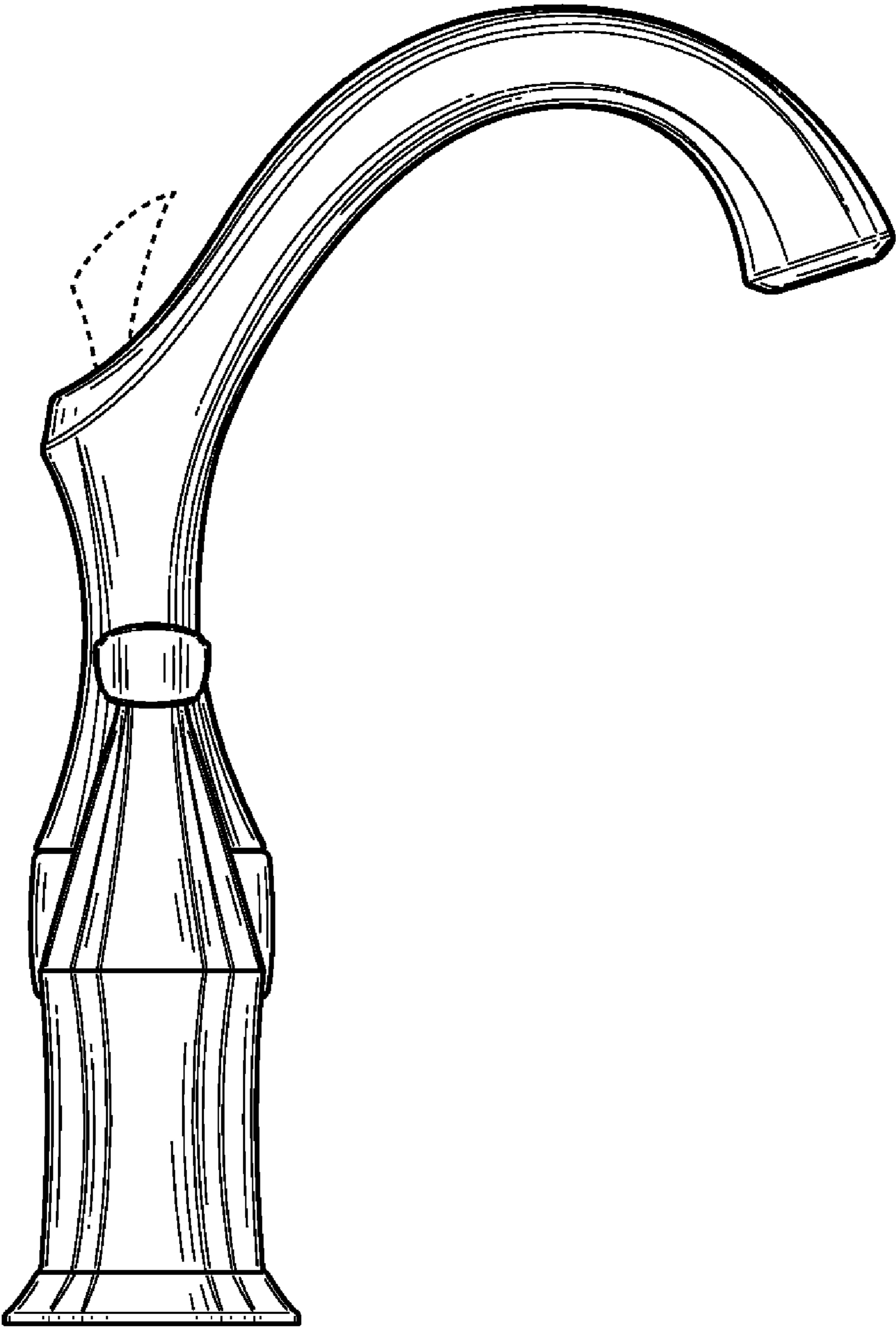


FIG. 7