



US00D601653S

(12) **United States Design Patent**
Kirkham, Jr.

(10) **Patent No.:** **US D601,653 S**
(45) **Date of Patent:** **** Oct. 6, 2009**

(54) **PORTICO SHADE SYSTEM OPERABLE WITH A TENT**

D415,843 S * 10/1999 Lee D25/56
6,050,280 A * 4/2000 Jeske 135/117
D469,545 S * 1/2003 Omanson D25/56

(75) Inventor: **Jack Kirkham, Jr.**, Salt Lake City, UT (US)

* cited by examiner

(73) Assignee: **AAA Tent and Awning Company**, Salt Lake City, UT (US)

Primary Examiner—Holly H Baynham

Assistant Examiner—Cynthia M Chin

(74) *Attorney, Agent, or Firm*—Thorpe North & Western LLP

(**) Term: **14 Years**

(57) **CLAIM**

(21) Appl. No.: **29/307,436**

Claim the ornamental design for a portico shade system operable with a tent, as shown and described.

(22) Filed: **Apr. 17, 2008**

(51) **LOC (9) Cl.** **21-04**

(52) **U.S. Cl.** **D21/837**

(58) **Field of Classification Search** D21/834, D21/837, 838, 839; D25/18, 56, 57; 135/87, 135/90, 115, 117, 119, 126, 128, 137, 157, 135/160, 900; 296/158–161; 52/56, 93.1
See application file for complete search history.

DESCRIPTION

FIG. 1 illustrates a perspective view of a portico shade system operable with an exemplary tent, wherein the portico shade system is formed in accordance with one exemplary embodiment of the present invention, and wherein the portico shade system is positioned in one exemplary configuration;

FIG. 2 illustrates a front view of the portico shade system of FIG. 1;

FIG. 3 illustrates a side view of the portico shade system of FIG. 1;

FIG. 4 illustrates a perspective rear view of the portico shade system of FIG. 1; and,

FIG. 5 illustrates a perspective view of a portico shade system operable with an exemplary tent, wherein the portico shade system is formed in accordance with another exemplary embodiment of the present invention, and wherein the portico shade system is positioned in an exemplary configuration.

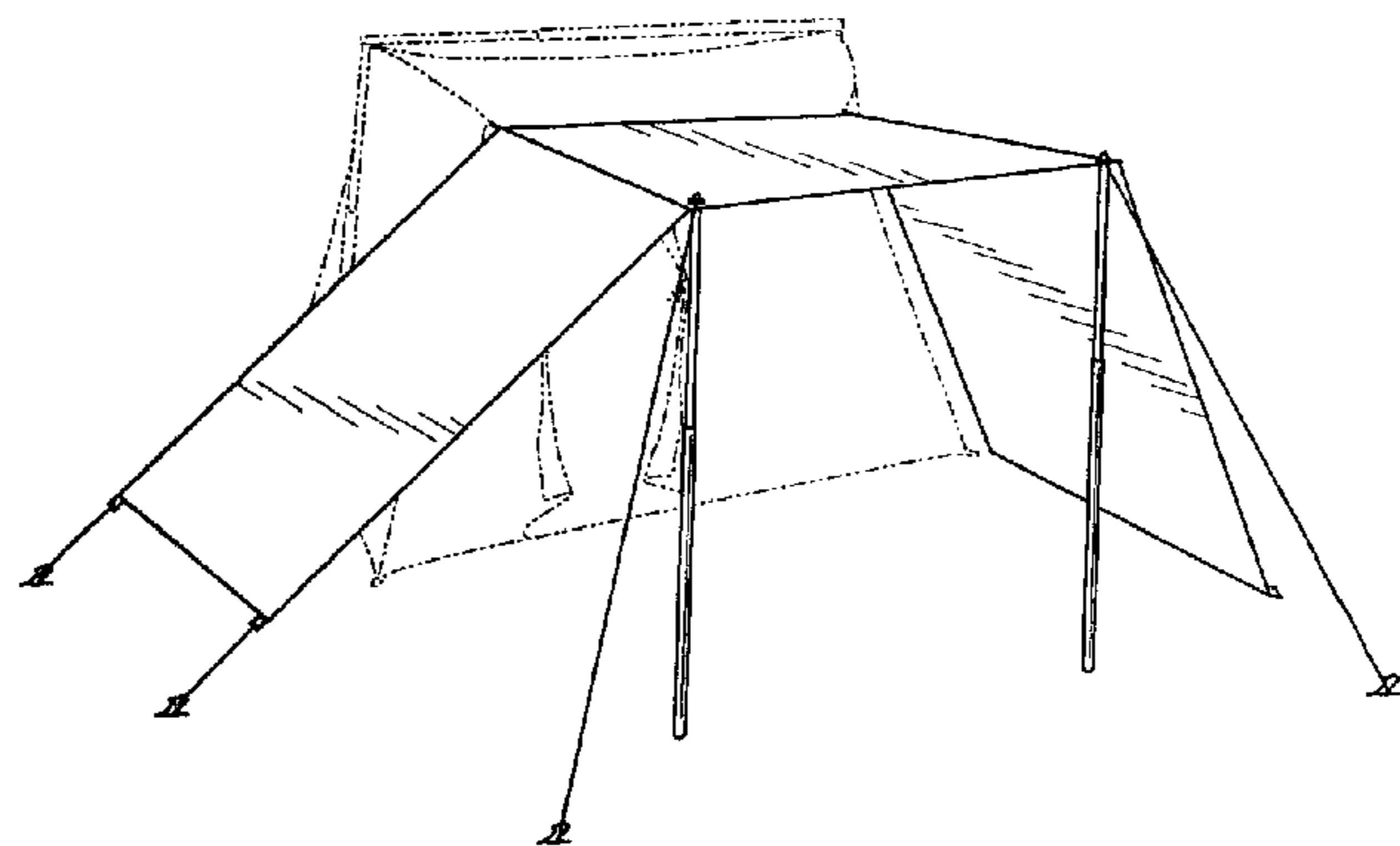
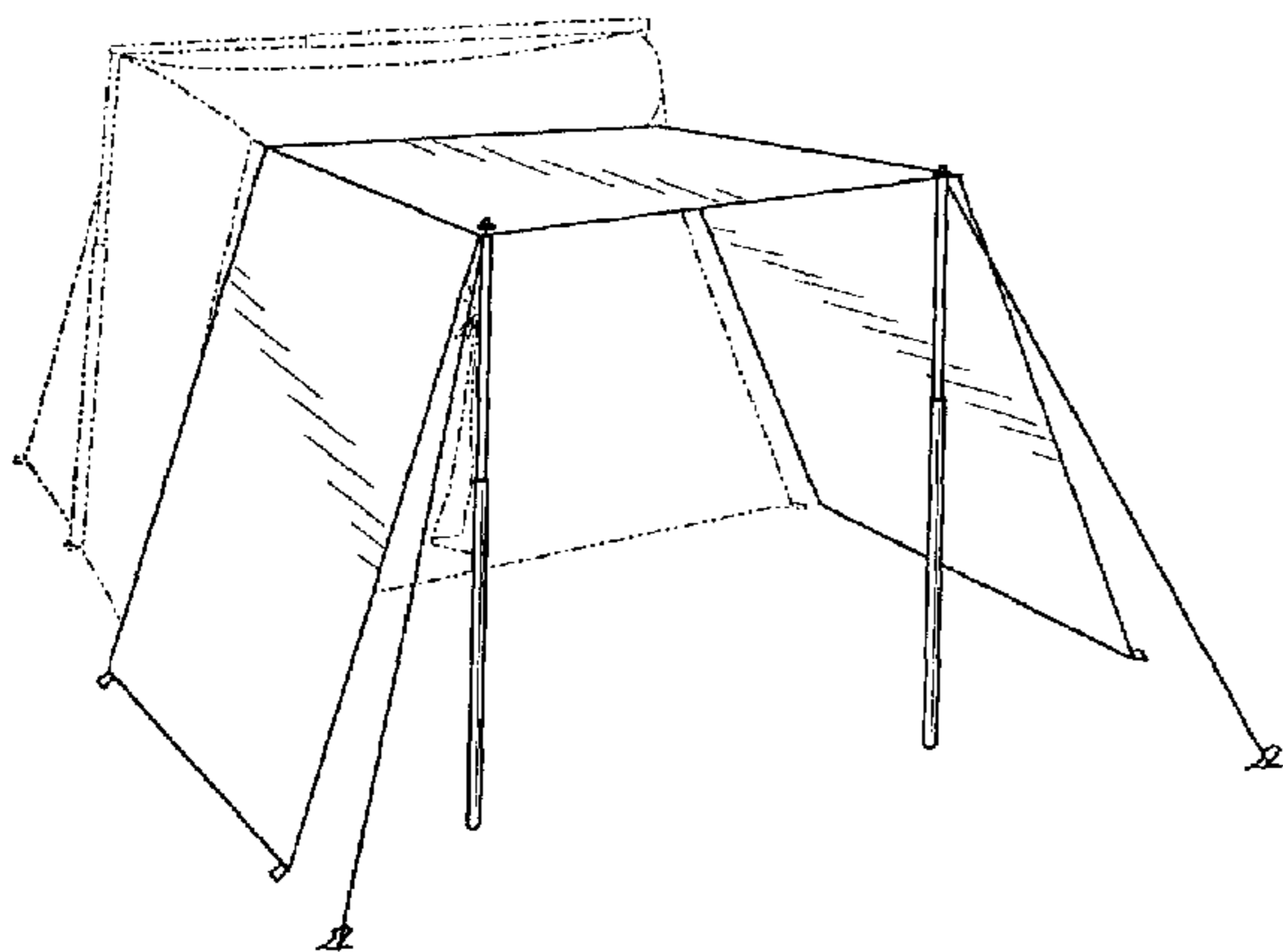
The broken lines shown in FIGS. 1–5 are for illustrative purposes only and form no part of the claimed design.

(56) **References Cited**

U.S. PATENT DOCUMENTS

805,814	A	*	11/1905	Palmer	135/115
3,469,588	A	*	9/1969	Rainwater	135/152
D224,850	S	*	9/1972	Enzel et al.	D21/838
D229,681	S	*	12/1973	Rainwater	D25/56
4,084,598	A	*	4/1978	Rainwater	135/121
D263,984	S	*	4/1982	Moss	D21/837
4,750,508	A	*	6/1988	Tatoian	135/87
5,080,123	A	*	1/1992	Stein	135/97
D327,524	S	*	6/1992	Kim	D21/834
5,437,298	A	*	8/1995	Lin	135/117
D369,638	S	*	5/1996	Smith	D21/834
D376,636	S	*	12/1996	Betz	D21/834
D379,487	S	*	5/1997	Gale	D21/837

1 Claim, 3 Drawing Sheets



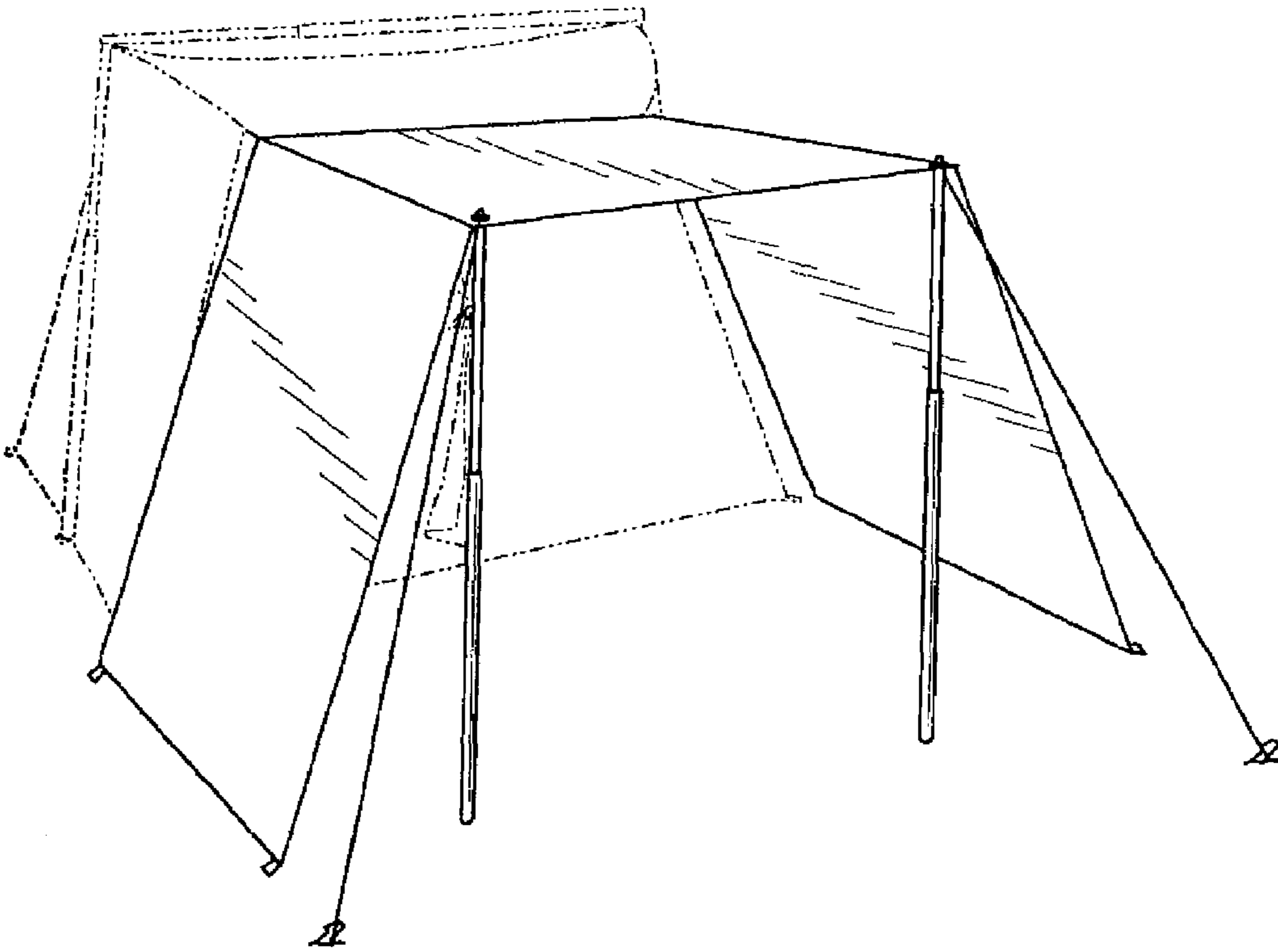


FIG. 1

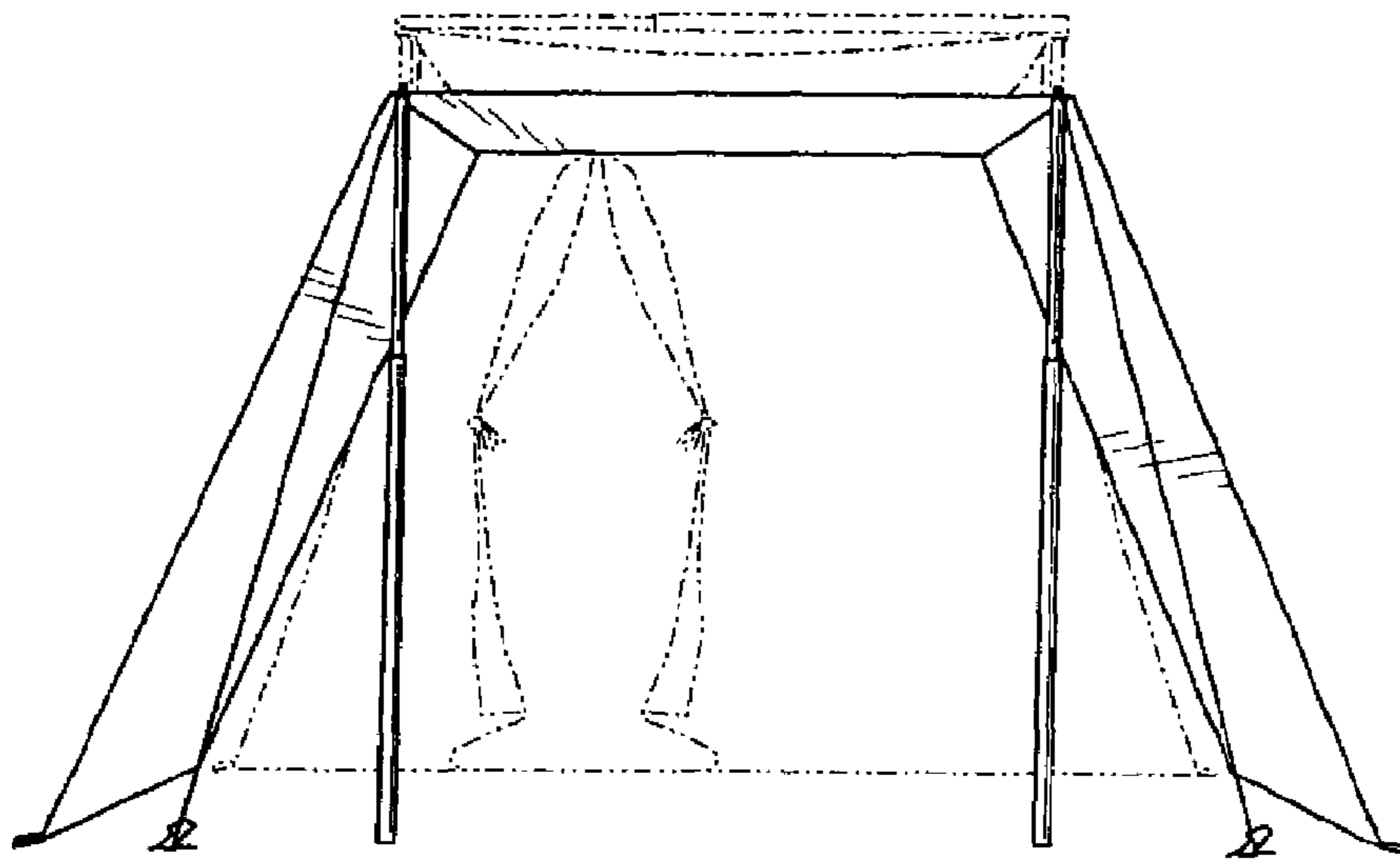


FIG. 2

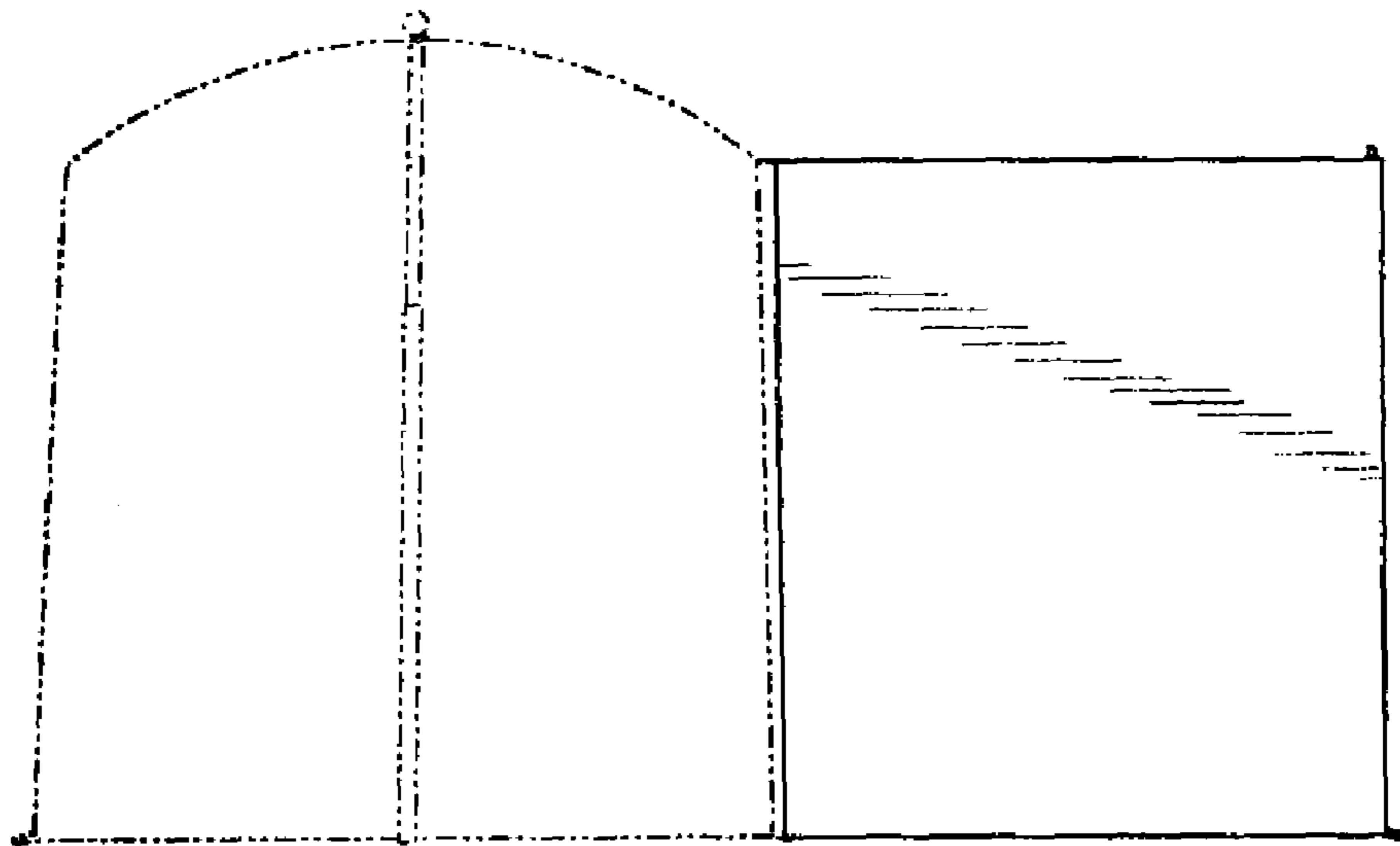


FIG. 3




FIG. 4

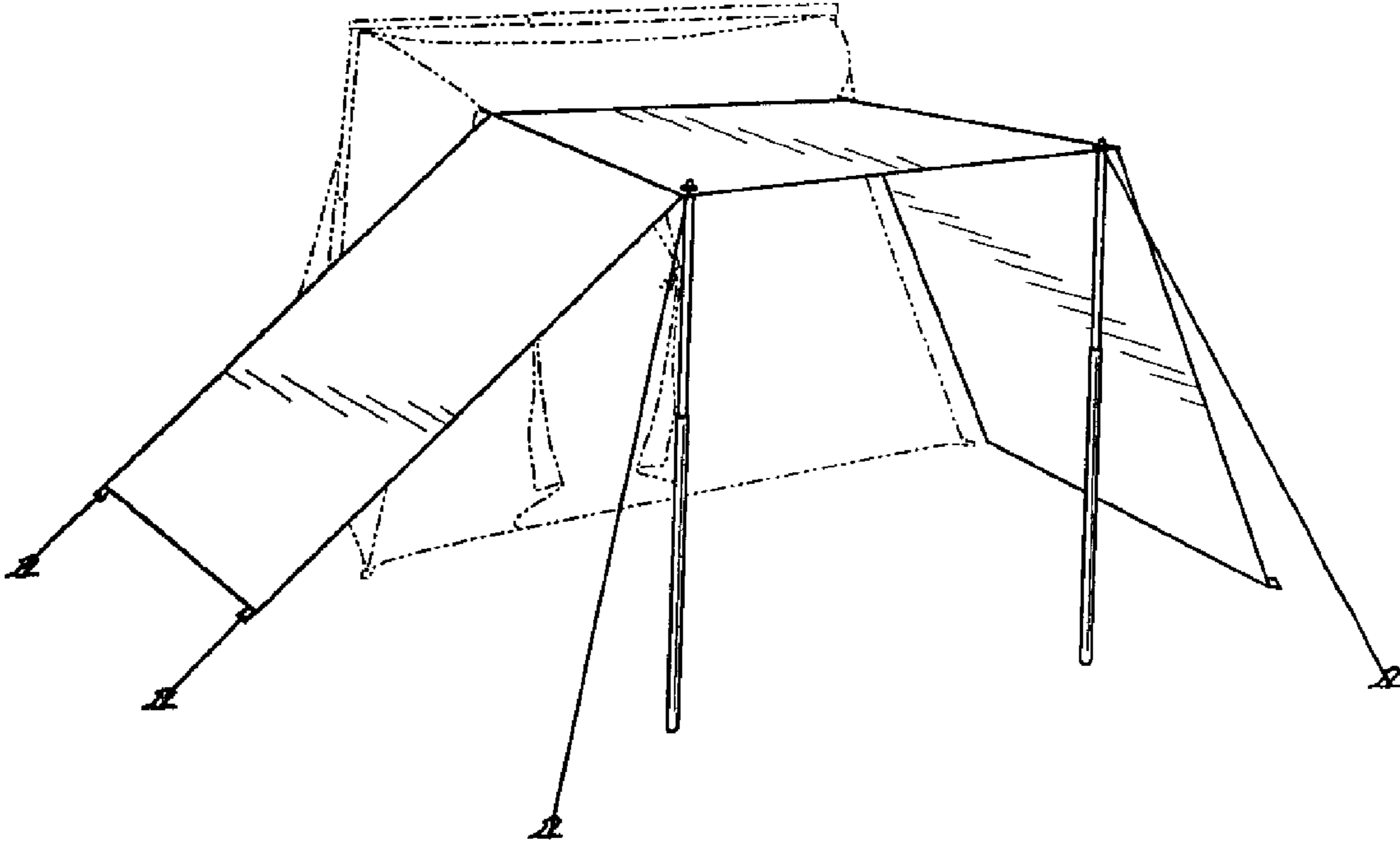


FIG. 5